

# **Illustrated SPARES LIST**

20-10391C



**1940  
MODELS**



**B.S.A. Motor Cycles**

Bofors .... 1



# British Only

## MOTORCYCLES AND PARTS INC.

32451 PARKLANE ST. WWW.BRITISHONLY.COM  
GARDEN CITY, MI 48135 USA INFO@BRITISHONLY.COM

RETAIL: 1-800-278-6659

WHOLESALE: 1-800-852-9253

FAX: 1-734-422-9253

**WORLDS LARGEST SELECTION OF FACTORY ORIGINAL NEW AND USED PARTS**

45,000 SQ. FT. OF MOTORCYCLE PARTS & ACCESSORIES FROM 1911 TO 1984 FOR ALL BRITISH MAKES!

CASH FOR ALL BRITISH BIKES, PARTS AND LITERATURE

SPECIALIZING IN  
VINTAGE MOTORCYCLE PARTS

**TRIUMPH**

**Norton**

**BSA**

**THE BIGGEST!**

ENGINE REBUILDING PARTS  
GASKET - SEALS - BEARINGS  
BUSHINGS - PISTONS - RINGS  
CLUTCHES - TUNE UP PARTS  
SPEED EQUIPMENT

**THE BEST!**

STOCK AND CUSTOM PARTS  
SEATS - HANDLEBARS - CHAINS  
TIRES - TUBES - EXHAUST PIPES  
MUFFLERS - GAS TANKS - FENDERS  
RESTORATION PARTS

**THE ONLY!**

**Central Wheel  
Components**

**Barnett**  
Clutches  
& Cables

**CLASSIC  
TRANSFERS**  
ROBERT DERRICK LTD

**RENOLD**

**Lucas**

**AMAL**

**IEMIGO.**  
Your Powersport Supplier

**BRITURO**  
ENGLAND

**JP PISTONS**

**HASTINGS**

**UH**

VELOCETTE • ANDOVER NORTON • TEC • HAYNES • P&P SEATING • WASSELL • MORG  
ALPHA BEARINGS • M.A.C. PRODUCTS • JOE HUNT MAGNETOS • J.J. CABLES • BUCHANAN'S  
L.A. SLEEVE • MEGACYCLE CAMS • T.J. WASSELL LIMITED • SUDCO INTERNATIONAL  
ACE CLASSICS LONDON • CLASSIC GASKETS • BRITISH WIRING • PBM ENGINEERING  
TRI-COR ENGLAND • LEAK PROOF SEALS • MCA (ASTON) LIMITED • GARDNER - WESTCOTT

WE ACCEPT VISA - MASTERCARD - DISCOVER - AMERICAN EXPRESS

**PARTS SHIPPED WORDLWIDE !!!**

**VISA**

**MasterCard**

**Discover**

**AMERICAN  
EXPRESS**

VISIT OUR EBAY STORE

<http://stores.ebay.com/British-Only-Motorcycles-And-Parts>



# CYLINDER BASE SHIMS FOR 1940 MOTOR CYCLES.

Model.	Part Number.	No.	Model	Engine	Frame
C10	29-2117	C10	250 c.c. S.V.	WC10-101 upwards	WC10-101 upwards.
C11	29-2264	C11	250 c.c. O.H.V.	WC11-101	WC10-101
C12	29-2590	C12	350 c.c. S.V.	WC12-101	WC10-101
B29 Silver Sports	66-86	B29 Silver Sports	350 c.c. O.H.V.	WB29-101	WB27-101
M20	66-97	M20	500 c.c. S.V.	WM20-101	WM20-101
M21	66-97	M21	600 c.c. S.V.	WM21-101	WM20-101
M23 Silver Star	66-86	M23 Silver Star	500 c.c. O.H.V.	WM23-101	WM20-101
G14	26-100	G14 Vec Twin	1000 c.c. S.V.	WG14-101	WG14-101

## 1940 Motor Cycle Carburettor Settings (Home).

Model	Type	No.	Float Chamber	Jet	Valve	Needle Position
C10	74/024X	25A	262/079	90	4/4	2
C11	74/024X	25A	264/079	80	4/4	3
C12	76/110	39A	264/079	130	6/4	3
B29	76/014	45A	264/500	160	6/4	3
M20	76/014	45A	264/069	170	6/4	2
M21	76/024	51A	264/069	160	6/4	2
M23	89/014	58A	264/078	200	29/3	3
G14	76/001	39A	264/078	150	6/3	1
1940 Motor Cycle Carburettor Settings (Export)						
C10	274/024NR	25A	262/079	90	4/4	2
C11	274/024NR	25A	264/079	80	4/4	3
C12	276/110R	39A	264/079	130	6/4	3
B29	276/014R	45A	264/500	160	6/4	3
M20	276/014R	45A	264/069	170	6/4	2
M21	276/024R	51A	264/069	160	6/4	2
M23	289/014R	58A	264/078	200	29/3	3
G14	276/001R	39A	264/078	150	6/3	1

## Gear Ratios for 1940 B.S.A. Motor Cycles.

Model	STANDARD SPROCKETS		SUITABLE SPROCKETS		GEAR RATIOS			
	Solo	Sidcar	Comp. No.	No. of Teeth	4th	3rd	2nd	1st
C10	16	—	15-1568	16	—	6.6	9.8	14.5
C11	16	—	15-1567	17	—	6.2	9.2	13.6
C12	17	—	15-1567	17	—	6.2	9.2	13.6
B29	17	—	15-1568	16	6.0	7.8	11.5	16.9
			15-1567	17	5.6	7.3	11.1	16.9
			15-1566	18	5.3	6.9	10.5	15.0
			15-1565	19	5.0	6.5	10.0	14.2
M20	19	17	15-1568	16	6.3	8.2	12.9	16.7
			15-1567	17	5.9	7.7	12.2	17.6
M21	21	17	15-1566	18	5.6	7.3	11.5	16.7
			15-1565	19	5.3	7.0	10.9	15.8
M23	21	18	15-1564	20	5.0	6.6	10.3	14.9
			15-1560	21	4.8	6.3	9.9	14.3
			15-1561	22	4.6	5.9	9.4	13.6
G14	23	22	15-1564	20	5.3	6.9	10.9	15.8
			15-1560	21	5.0	6.6	10.4	15.0
			15-1561	22	4.8	6.3	9.9	14.3
			15-1562	23	4.6	6.0	9.5	13.7

For details of B.S.A. Sidcar Chassis Components, see  
1939 Motor Cycle Replacement Parts List.





# ENGINE.

DESCRIPTION.	C10. C12.	C11.	B29.	M20. M21.	M23.	G14.
Cylinder Barrel, with valve guides and studs (C12, M20, M21 only).	29-2566	29-2255	65-1082	66-88	66-54	—
Cylinder Barrel, with valve guides (C10 only).	29-2544	—	—	—	—	—
Do. (front) ..	—	—	—	—	—	26-72
Do. (rear) ..	—	—	—	—	—	26-75
Cylinder Head, with valve guides and studs.	—	29-2256	65-1088	—	66-283	—
Cylinder Head (C10, M20 and G14 only).	29-2547	—	—	66-94	—	26-70(2)
Do. (C12 and M21 only) ..	65-180	—	—	66-96	66-287	—
Do. (two ports), with valve guides and studs.	—	—	65-1094	—	—	—
Cylinder Head Washer (C10 only)	65-93	—	—	—	—	—
Do. (C12 only) ..	65-188	—	—	—	—	—
Cylinder Head Washer	—	29-2258	—	66-90	—	24-469(2)
Cylinder Head Timing Bolt ..	24-8328	—	—	24-8328	—	—
Do. Plug Bolt ..	—	—	—	—	24-8788	—
Do. Plug Bolt Washer ..	—	—	—	—	M841	—
Cylinder Base Paper Washer (C10 only).	29-2111	—	—	—	—	—
Cylinder Base Paper Washer ..	—	29-2262	66-92	66-92	—	M850(2)
Do. (C12 only) ..	29-2589	—	—	66-93	—	—
Cylinder Head Bolt ..	—	—	—	—	—	24-391(1)
Do. (long) (C12 only) ..	27-5158/1	—	—	—	—	(16)
Do. (long) (C10, M20, M21 only).	27-5156/1	—	—	36-11/1	—	(5)

# Engine—continued.

DESCRIPTION.	C10. C12.	C11.	B29.	M20. M21.	M23.	G14.
Do. (short) do.	27-6260/1	—	—	35-1088/1	—	—
Do. Washer ..	F21/1(8)	—	—	EB764/1	—	—
Cylinder Head Stud ..	—	29-2259/1	—	—	—	—
Do. (short) ..	—	3-1381/1	—	—	—	—
Do. Nut ..	—	E19/1(5)	—	—	—	—
Do. Nut ..	—	EA80/1(2)	—	—	—	—
Do. Washer (lin.) ..	—	36-899(5)	—	—	—	—
Do. Washer (4 in.) ..	—	36-382(2)	—	—	—	—
Cylinder Head Securing Bolt ..	—	—	66-115/1	—	66-115/1	—
Cylinder Head Cover Inlet ..	—	—	(4)	—	(4)	—
Do. Exhaust ..	—	—	65-1071	—	—	—
Do. Screw ..	—	—	65-1070	—	—	—
Do. Washer ..	—	—	27-4258/1	—	—	—
Spark Plug ..	66-100	66-100	65-1072(2)	—	—	—
Do. Washer ..	66-102	66-102	66-101	66-100	66-101	33-113(2)
Do. Waterproof Terminal ..	31-505	31-505	66-102	66-102	66-102	EA32(2)
Compression Tap ..	—	—	31-505	31-505	31-505	31-505(2)
Do. Washer ..	—	—	—	—	—	26-1235(2)
Carburettor Attachment Stud ..	24-5205/1	24-5205/1	24-5205/1	24-5205/1	24-5205/1	EA32(2)
Do. Nut ..	(2)	(2)	(2)	(2)	(2)	—
Do. Nut ..	EA80/1(2)	EA80/1(2)	EA80/1(2)	EA80/1(2)	EA80/1(2)	—

NOTE.—Figures in brackets denote number per set, e.g. (2), 2 per set. When no figures in brackets are shown one part constitutes a set.

# COMPONENT NUMBERS FOR OVERSIZE PISTONS AND PISTON RINGS.

MODEL	PISTON COMPLETE		PISTON ONLY		PISTON RING		PISTON SCRAPER RING	
	Standard	Imm. OS	Standard	Imm. OS	Standard	Imm. OS	Standard	Imm. OS
C10	29-2561	29-2562	65-405	65-383	29-2620	29-2621	65-730	65-732
C11	29-2568	29-2569	29-2274	29-2311	29-2620	29-2621	65-730	65-732
C12	29-2574	29-2575	65-703	65-704	65-740	65-741	65-735	65-737
B29	65-758	65-759	65-703	65-704	65-744	65-745	65-735	65-737
M20	66-1190	66-1191	66-1024	66-1025	66-1090	66-1091	66-1100	66-1102
M21	66-1198	66-1199	66-1039	66-1040	66-1090	66-1091	66-1100	66-1102
M23	66-1207	66-1208	66-1045	66-1046	66-1090	66-1091	66-1100	66-1102
G14	33-207	33-208	33-211	33-212	33-181	33-182	33-184	33-186
	(2)	(2)	(2)	(2)	(4)	(4)	(2)	(2)

For the same reason that you buy a B.S.A. Motor Cycle—to get the greatest value—always buy

GENUINE

B.S.A.

SPARES

Bofors ..... 3






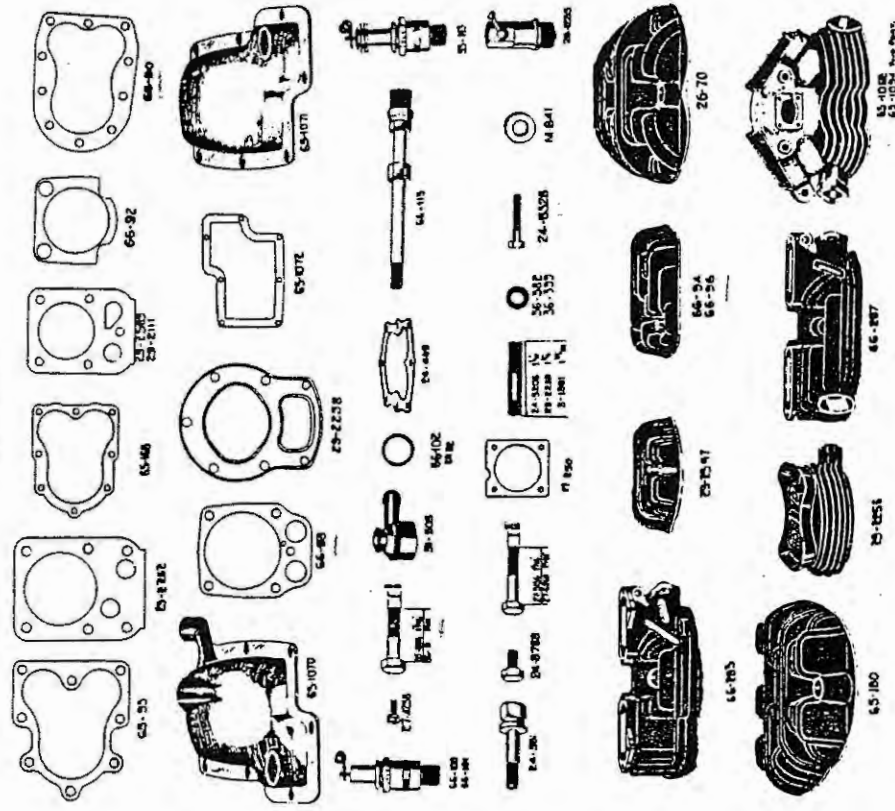
# Buy GENUINE B.S.A. SPARES

## Engine—continued

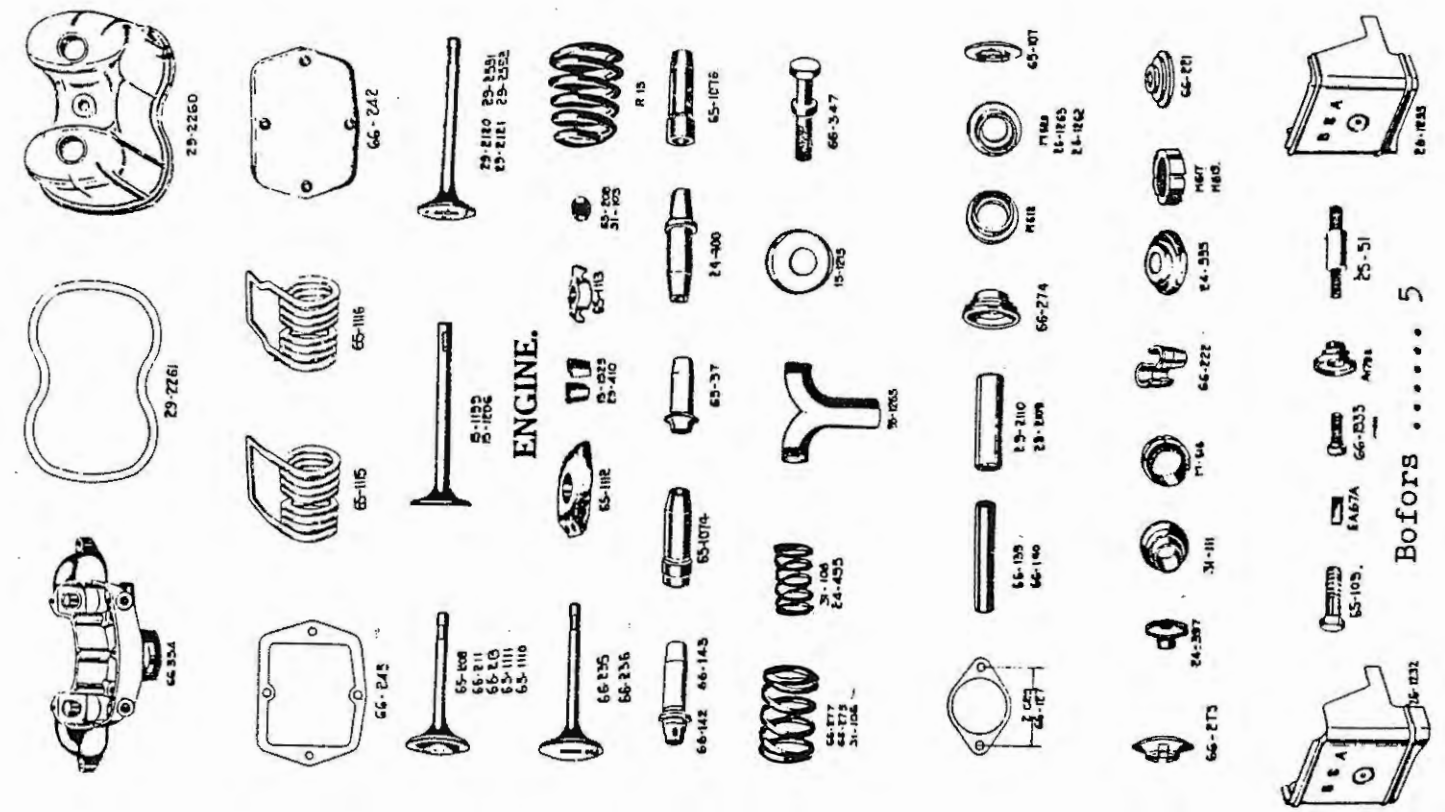
DESCRIPTION.	C10. C12.	C11.	B29.	M20. M21.	M23.	G14.
Carburettor Attachment Stud	—	—	15-5155/1	—	—	—
Plain Washer.	—	—	(2)	—	—	—
Do. Spring Washer ..	24-8784(2)	24-8784(2)	24-8784(2)	24-8784(2)	24-8784(2)	—
Do. Flange Joint Washer	66-127	66-127	66-127	66-127	66-127	—
Cylinder Induction Pipe (twin),	—	—	—	—	—	26-1206/1
with collar, sleeve and nuts.	—	—	—	—	—	—
Do. (twin) ..	—	—	—	—	—	26-1205/1
Do. Sleeve (twin) ..	—	—	—	—	—	M618/1
Do. Nut (twin) (front) ..	—	—	—	—	—	M617/1
Do. Collar (twin) (front)	—	—	—	—	—	M618/1
Do. Nut (twin) (rear) ..	—	—	—	—	—	M619/1
Do. Collar (twin) (rear)	—	—	—	—	—	M620/1
Do. (twin), with collar,	—	—	—	—	—	28-1264/1
sleeve and nuts.	—	—	—	—	—	—
Do. Collar (twin) (front)	—	—	—	—	—	26-1202/1
Do. Collar (twin) (rear)	—	—	—	—	—	26-1205/1
Cylinder Valve Guide (inlet) ..	29-2109	65-37	65-1074	66-140	66-148	24-400(2)
Do. (exhaust) ..	29-2110	65-37	65-1076	66-189	66-142	—
Cylinder Inlet Valve (C10 only)	29-2120	—	—	—	—	—
Cylinder Exhaust Valve (C10	29-2121	—	—	—	—	—
only).	—	—	—	—	—	—
Cylinder Inlet Valve (C12 only)	29-2591	—	—	—	—	—
Cylinder Exhaust Valve (C12	29-2592	—	—	—	—	—
only).	—	—	—	—	—	—
Cylinder Inlet Valve ..	—	65-208	65-1111	66-235	66-219	15-1199(2)
Cylinder Exhaust Valve ..	—	85-208	85-1110	86-236	86-211	15-1206(2)
Valve Stem Cap (inlet) ..	—	—	85-209	—	—	—
Do. (exhaust) ..	—	—	31-103	—	—	—
Valve Spring Pad ..	—	—	65-1112(2)	—	—	—
Valve Spring (outer) ..	31-106(2)	31-106(2)	65-1115(2)	31-106(2)	66-277(2)	R15(4)
Do. (inner) ..	—	31-108(2)	65-1116(2)	—	24-485(2)	—
Cylinder Exhaust Valve Spring	—	—	—	—	66-275	—
Seat.	—	—	—	—	—	—
Cylinder Valve Spring Cup ..	—	15-1215(2)	—	—	—	24-395/6
Valve Retaining Split Collar	—	—	29-410(2)	—	—	(4)
(inlet).	—	—	—	—	—	—
Do. (exhaust) ..	—	—	15-1525(2)	—	—	—
Do. (two parts) ..	29-410	29-410	—	66-222	15-1525	—
Valve Spring Collar ..	(2)	(2)	—	(2)	(2)	—
Valve Spring Cotter ..	66-221(2)	31-111(2)	65-1115(2)	66-221(2)	66-274(2)	A178a(4)
Valve Spring Cover ..	—	—	—	—	—	EA87a(4)



## ENGINE.







Valve Spring Cover Washer	Do.	Securing Screw	66-249	66-1939/1	(4)	26-1232	26-1238	25-511(2)	K197(2)	F21(2)	24-897/1	(2)	66-354	29-2260	29-2261	65-109	65-1142	65-1148	27-4258/1	29-2280(2)	66-868/1	26-1238/1	(2)	65-1119/1	65-306/1	65-1140	15-480/1	24-8784	EA80/1	27-1514/1	15-8184	27-8119/1	66-328	66-329	66-332(2)	65-311(2)	66-333(2)	27-1111(2)	36-481(2)	29-2288(2)	29-2266	29-2267(2)	29-2269(2)	24-5914(2)	28-118(2)	35-698(2)																																																																																																																																																																																																																																																																																																																																																																																																																																																																																																																																																																																																																																																																																																																																																																																																																																																																																																																																																																																																																																																	
Valve Spring Cover (front)	Do.	Do.	Do.	Do.	Do.	Do.	Do.	Do.	Do.	Do.	Do.	Do.	Do.	Do.	Do.	Do.	Do.	Do.	Do.	Do.	Do.	Do.	Do.	Do.	Do.	Do.	Do.	Do.	Do.	Do.	Do.	Do.	Do.	Do.	Do.	Do.	Do.	Do.	Do.	Do.	Do.	Do.	Do.	Do.	Do.	Do.	Do.	Do.	Do.	Do.	Do.	Do.	Do.	Do.	Do.	Do.	Do.	Do.	Do.	Do.	Do.	Do.	Do.	Do.	Do.	Do.	Do.	Do.	Do.	Do.	Do.	Do.	Do.	Do.	Do.	Do.	Do.	Do.	Do.	Do.	Do.	Do.	Do.	Do.	Do.	Do.	Do.	Do.	Do.	Do.	Do.	Do.	Do.	Do.	Do.	Do.	Do.	Do.	Do.	Do.	Do.	Do.	Do.	Do.	Do.	Do.	Do.	Do.	Do.	Do.	Do.	Do.	Do.	Do.	Do.	Do.	Do.	Do.	Do.	Do.	Do.	Do.	Do.	Do.	Do.	Do.	Do.	Do.	Do.	Do.	Do.	Do.	Do.	Do.	Do.	Do.	Do.	Do.	Do.	Do.	Do.	Do.	Do.	Do.	Do.	Do.	Do.	Do.	Do.	Do.	Do.	Do.	Do.	Do.	Do.	Do.	Do.	Do.	Do.	Do.	Do.	Do.	Do.	Do.	Do.	Do.	Do.	Do.	Do.	Do.	Do.	Do.	Do.	Do.	Do.	Do.	Do.	Do.	Do.	Do.	Do.	Do.	Do.	Do.	Do.	Do.	Do.	Do.	Do.	Do.	Do.	Do.	Do.	Do.	Do.	Do.	Do.	Do.	Do.	Do.	Do.	Do.	Do.	Do.	Do.	Do.	Do.	Do.	Do.	Do.	Do.	Do.	Do.	Do.	Do.	Do.	Do.	Do.	Do.	Do.	Do.	Do.	Do.	Do.	Do.	Do.	Do.	Do.	Do.	Do.	Do.	Do.	Do.	Do.	Do.	Do.	Do.	Do.	Do.	Do.	Do.	Do.	Do.	Do.	Do.	Do.	Do.	Do.	Do.	Do.	Do.	Do.	Do.	Do.	Do.	Do.	Do.	Do.	Do.	Do.	Do.	Do.	Do.	Do.	Do.	Do.	Do.	Do.	Do.	Do.	Do.	Do.	Do.	Do.	Do.	Do.	Do.	Do.	Do.	Do.	Do.	Do.	Do.	Do.	Do.	Do.	Do.	Do.	Do.	Do.	Do.	Do.	Do.	Do.	Do.	Do.	Do.	Do.	Do.	Do.	Do.	Do.	Do.	Do.	Do.	Do.	Do.	Do.	Do.	Do.	Do.	Do.	Do.	Do.	Do.	Do.	Do.	Do.	Do.	Do.	Do.	Do.	Do.	Do.	Do.	Do.	Do.	Do.	Do.	Do.	Do.	Do.	Do.	Do.	Do.	Do.	Do.	Do.	Do.	Do.	Do.	Do.	Do.	Do.	Do.	Do.	Do.	Do.	Do.	Do.	Do.	Do.	Do.	Do.	Do.	Do.	Do.	Do.	Do.	Do.	Do.	Do.	Do.	Do.	Do.	Do.	Do.	Do.	Do.	Do.	Do.	Do.	Do.	Do.	Do.	Do.	Do.	Do.	Do.	Do.	Do.	Do.	Do.	Do.	Do.	Do.	Do.	Do.	Do.	Do.	Do.	Do.	Do.	Do.	Do.	Do.	Do.	Do.	Do.	Do.	Do.	Do.	Do.	Do.	Do.	Do.	Do.	Do.	Do.	Do.	Do.	Do.	Do.	Do.	Do.	Do.	Do.	Do.	Do.	Do.	Do.	Do.	Do.	Do.	Do.	Do.	Do.	Do.	Do.	Do.	Do.	Do.	Do.	Do.	Do.	Do.	Do.	Do.	Do.	Do.	Do.	Do.	Do.	Do.	Do.	Do.	Do.	Do.	Do.	Do.	Do.	Do.	Do.	Do.	Do.	Do.	Do.	Do.	Do.	Do.	Do.	Do.	Do.	Do.	Do.	Do.	Do.	Do.	Do.	Do.	Do.	Do.	Do.	Do.	Do.	Do.	Do.	Do.	Do.	Do.	Do.	Do.	Do.	Do.	Do.	Do.	Do.	Do.	Do.	Do.	Do.	Do.	Do.	Do.	Do.	Do.	Do.	Do.	Do.	Do.	Do.	Do.	Do.	Do.	Do.	Do.	Do.	Do.	Do.	Do.	Do.	Do.	Do.	Do.	Do.	Do.	Do.	Do.	Do.	Do.	Do.	Do.	Do.	Do.	Do.	Do.	Do.	Do.	Do.	Do.	Do.	Do.	Do.	Do.	Do.	Do.	Do.	Do.	Do.	Do.	Do.	Do.	Do.	Do.	Do.	Do.	Do.	Do.	Do.	Do.	Do.	Do.	Do.	Do.	Do.	Do.	Do.	Do.	Do.	Do.	Do.	Do.	Do.	Do.	Do.	Do.	Do.	Do.	Do.	Do.	Do.	Do.	Do.	Do.	Do.	Do.	Do.	Do.	Do.	Do.	Do.	Do.	Do.	Do.	Do.	Do.	Do.	Do.	Do.	Do.	Do.	Do.	Do.	Do.	Do.	Do.	Do.	Do.	Do.	Do.	Do.	Do.	Do.	Do.	Do.	Do.	Do.	Do.	Do.	Do.	Do.	Do.	Do.	Do.	Do.	Do.	Do.	Do.	Do.	Do.	Do.	Do.	Do.	Do.	Do.	Do.	Do.	Do.	Do.	Do.	Do.	Do.	Do.	Do.	Do.	Do.	Do.	Do.	Do.	Do.	Do.	Do.	Do.	Do.	Do.	Do.	Do.	Do.	Do.	Do.	Do.	Do.	Do.	Do.	Do.	Do.	Do.	Do.	Do.	Do.	Do.	Do.	Do.	Do.	Do.	Do.	Do.	Do.	Do.	Do.	Do.	Do.	Do.	Do.	Do.	Do.	Do.	Do.	Do.	Do.	Do.	Do.	Do.	Do.	Do.	Do.	Do.	Do.	Do.	Do.	Do.	Do.	Do.	Do.	Do.	Do.	Do.	Do.	Do.	Do.	Do.	Do.	Do.	Do.	Do.	Do.	Do.	Do.	Do.	Do.	Do.	Do.	Do.	Do.	Do.	Do.	Do.	Do.	Do.	Do.	Do.	Do.	Do.	Do.	Do.	Do.	Do.	Do.	Do.	Do.	Do.	Do.	Do.	Do.	Do.	Do.	Do.	Do.	Do.	Do.	Do.	Do.	Do.	Do.	Do.	Do.	Do.	Do.	Do.	Do.	Do.	Do.	Do.	Do.	Do.	Do.	Do.	Do.	Do.	Do.	Do.	Do.	Do.	Do.	Do.	Do.	Do.	Do.	Do.	Do.	Do.	Do.	Do.	Do.	Do.	Do.	Do.	Do.	Do.	Do.	Do.	Do.	Do.	Do.	Do.	Do.	Do.	Do.	Do.	Do.	Do.	Do.	Do.	Do.	Do.	Do.	Do.	Do.	Do.	Do.	Do.	Do.	Do.	Do.	Do.	Do.	Do.	Do.	Do.	Do.	Do.	Do.	Do.	Do.	Do.	Do.	Do.	Do.	Do.	Do.	Do.	Do.	Do.	Do.	Do.	Do.	Do.	Do.	Do.	Do.	Do.	Do.	Do.	Do.	Do.	Do.	Do.	Do.	Do.	Do.	Do.	Do.	Do.	Do.	Do.	Do.	Do.	Do.	Do.	Do.	Do.	Do.	Do.	Do.	Do.	Do.	Do.	Do.	Do.	Do.	Do.	Do.	Do.	Do.	Do.	Do.	Do.	Do.	Do.	Do.	Do.	Do.	Do.	Do.	Do.	Do.	Do.	Do.	Do.	Do.	Do.	Do.	Do.	Do.	Do.	Do.	Do.	Do.	Do.	Do.	Do.	Do.	Do.	Do.	Do.	Do.	Do.	Do.	Do.	Do.	Do.	Do.	Do.	Do.	Do.	Do.	Do.	Do.	Do.	Do.	Do.	Do.	Do.	Do.	Do.	Do.	Do.	Do.	Do.	Do.	Do.	Do.	Do.	Do.	Do.	Do.	Do.	Do.	Do.	Do.	Do.	Do.	Do.	Do.	Do.	Do.	Do.	Do.	Do.	Do.	Do.	Do.	Do.	Do.	Do.	Do.	Do.	Do.	Do.	Do.	Do.	Do.	Do.	Do.	Do.	Do.	Do.	Do.	Do.	Do.	Do.	Do.	Do.	Do.	Do.	Do.	Do.	Do.	Do.	Do.	Do.	Do.	Do.	Do.	Do.	Do.	Do.	Do.	Do.	Do.	Do.	Do.	Do.	Do.	Do.	Do.	Do.	Do.	Do.	Do.	Do.	Do.	Do.	Do.	Do.	Do.	Do.	Do.	Do.	Do.	Do.	Do.	Do.	Do.	Do.	Do.	Do.	Do.	Do.	Do.	Do.	Do.	Do.	Do.	Do.	Do.	Do.	Do.	Do.	Do.	Do.	Do.	Do.	Do.	Do.	Do.	Do.	Do.	Do.	Do.	Do.	Do.	Do.	Do.	Do.	Do.	Do.	Do.	Do.	Do.	Do.	Do.	Do.	Do.	Do.	Do.	Do.	Do.	Do.	Do.	Do.	Do.	Do.	Do.	Do.



**Engine—continued.**

Rocker Adjuster Screw	29-2271(2)	—	—	—	—	65-1119	65-385
Do. Nut	24-563(2)	—	—	—	—	65-100	65-386
Exhaust Lifter Adjusting Screw	—	—	—	—	—	65-346	—
Exhaust Lifter Adjusting Screw Nut	—	—	—	—	—	65-175	—
Exhaust Lifter Adjustment Screw Tab Washer	—	—	—	—	—	65-1140	—
Exhaust Lifter	—	—	—	—	—	29-1256	—
Do. Bush	65-1435	—	—	—	—	65-177	—
Do. Fibre Washer	65-387	—	—	—	—	65-1106	—
Do. Spindle	M552A	—	—	—	—	—	—
Do. Spindle Washer	65-1138	—	—	—	—	—	—
Do. Split Pin	65-402	—	—	—	—	—	—
Do. Spring	35-701	—	—	—	—	—	—
Do. Felt Washer	65-403	—	—	—	—	—	—
Do. Washer	85-401	—	—	—	—	—	—
Do. Lever	K234A	—	—	—	—	—	—
Do. Lever Nut	66-1431/1	—	—	—	—	—	—
Do. Cable Holder	EB102/1	—	—	—	—	—	—
Do. Cable Holder Nut	27-1163/1	—	—	—	—	—	—
Do. Exhaust Valve Lifter Lever (twin) (front)	EB102/1	—	—	—	—	—	—
Do. (twin) (rear)	—	—	—	—	—	—	—
Do. Toggle Rod	26-081	—	—	—	—	—	—
Do. Toggle Rod Socket	26-086	—	—	—	—	—	—
Do. Spring	M522	—	—	—	—	—	—
Do. Tube	M584	—	—	—	—	—	—
Do. Tube Washer	M554	—	—	—	—	—	—
Do. Ball Sleeve	M528/1	—	—	—	—	—	—
Do. Ball Sleeve Locknut	M529/1	—	—	—	—	—	—
Piston, complete with gudgeon pin and rings	M526	—	—	—	—	—	—
Do. (C10 and M20 only)	M527	—	—	—	—	—	—
Do. (C12 and M21 only)	—	—	—	—	—	—	—
Piston only	—	—	—	—	—	—	—
Do. (C10 and M20 only)	—	—	—	—	—	—	—
Do. (C12 and M21 only)	—	—	—	—	—	—	—
Piston Ring	—	—	—	—	—	—	—
Do. (C10 only)	—	—	—	—	—	—	—
Do. (C12 only)	—	—	—	—	—	—	—
Piston Scraper Ring	—	—	—	—	—	—	—
Do. (C10 only)	—	—	—	—	—	—	—
Do. (C12 only)	—	—	—	—	—	—	—
Gudgeon Pin (C10 only)	—	—	—	—	—	—	—
Do. (C12 only)	—	—	—	—	—	—	—
Gudgeon Pin	—	—	—	—	—	—	—
Do. Retaining Ring	—	—	—	—	—	—	—
Do. do. (C10 and C11 only)	—	—	—	—	—	—	—
Do. do. (C12 only)	—	—	—	—	—	—	—
Crankcase (gear side), complete with fixed fittings	—	—	—	—	—	—	—
Do. (C10 only)	—	—	—	—	—	—	—
Do. (C12 only)	—	—	—	—	—	—	—
Crankcase (drive side), complete with fixed fittings	—	—	—	—	—	—	—
Do. (C10 only)	—	—	—	—	—	—	—
Do. (C12 only)	—	—	—	—	—	—	—
Crankcase Plug Screw	—	—	—	—	—	—	—
Crankcase Drain Plug	—	—	—	—	—	—	—
Do. Washer	—	—	—	—	—	—	—
Crankcase (drive side) Plug	—	—	—	—	—	—	—
Do. Washer	—	—	—	—	—	—	—
Engine Shaft Bush	—	—	—	—	—	—	—
Crankcase Ball Bearing (drive side)	—	—	—	—	—	—	—

Bofors ..... 6



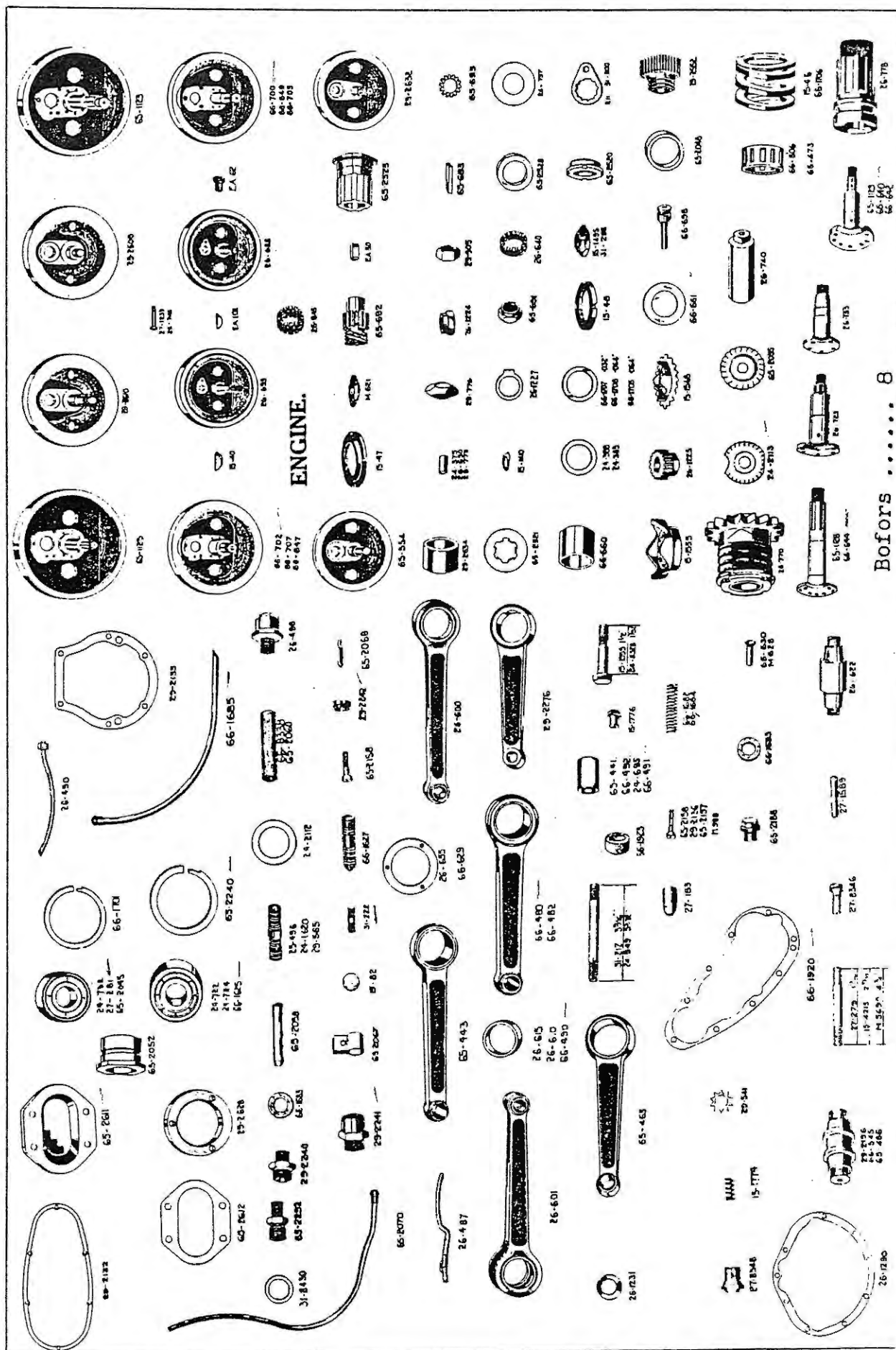






**Engine—continued.**

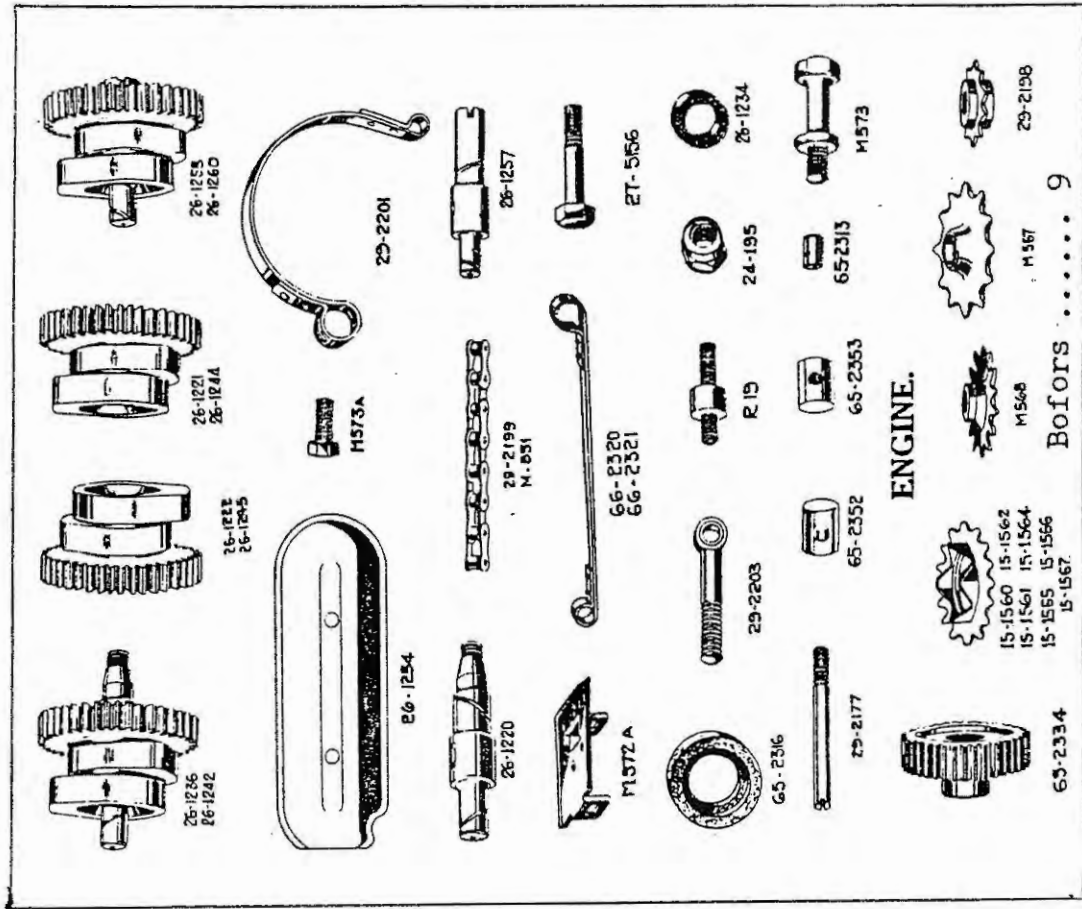
	31-212/1	31-212/1	9A-212/1	Crankcase Connecting Stud			
Crankcase Stud (top) (rear)	—	15-4213/1	—	Do.	Nut ..	..	MS08A/1 (3)
Crankcase Stud (top) ..	..	(2) 27-278/1	—	Do.	Nut ..	..	M570A/1 (6)
Crankcase Stud (short)	..	(4) EB113/1	—	Do.	Washer	..	K234A.3
Crankcase Stud Nut ..	..	(10) EB113/1	—	Do.	Nut for 4 in. bolts	..	EB113/1 (9)
Crankcase Stud (rear) ..	..	—	24-849/1	Do.	Nut (for 4 in. bolts)	—	EA80/1(5) EA80V14S





# Engine—continued.

DESCRIPTION.	C10. C12.	C11.	P29.	M20. M21.	M23.	G14.
Connecting Rod, complete with bushes.	—	—	—	—	—	—
Connecting Rod, complete with bush (C10 and C11 only).	65-443	—	—	—	66-1708	—
Do. (C12 only).	65-463	—	—	—	66-1707	—
Connecting Rod (outer), with bushes.	—	—	—	—	15-1555	15-1555
Do. (inner).	—	—	—	—	66-1706	15-46
Connecting Rod Guide-on Pin Bush (C10 and C11 only).	65-441	—	—	—	—	—
Do. (C12 only).	—	—	—	—	15-1568	—
Connecting Rod Big-end Bush.	—	—	—	—	—	—
Do. (outer).	—	—	—	—	15-1567	—
Do. (inner).	—	—	—	—	15-1566	—
Connecting Rod Thrust Washer.	—	—	—	—	15-1564	15-1564
Do. Rivet.	—	—	—	—	15-1560	15-1560
Crankpin.	—	—	—	—	15-1561	15-1561
Crankpin (C10 only).	29-2196	—	—	—	—	—
Crankpin (C12 only).	—	—	—	—	—	—
Crankpin Key.	—	—	—	—	—	—
Do. Locking Washer.	—	—	—	—	—	—
Do. Locking Washer Screw.	—	—	—	—	—	—
Crankpin Roller.	—	—	—	—	—	—
Crankpin Roller (C10 only).	—	—	—	—	—	—
Do. (C12 only).	—	—	—	—	—	—
Crankpin Roller Cage.	—	—	—	—	—	—
Do. (C12 only).	—	—	—	—	—	—
Crankpin Cage (outer).	—	—	—	—	—	—
Do. (inner).	—	—	—	—	—	—
Flywheel (drive side), with engine shaft assembled.	—	—	—	—	—	—
Do. (C10 and M20 only).	—	—	—	—	—	—
Do. (C12 and M21 only).	—	—	—	—	—	—
Flywheel (gear side), with engine shaft assembled.	—	—	—	—	—	—
Do. (C10 and M20 only).	—	—	—	—	—	—
Do. (C12 and M21 only).	—	—	—	—	—	—
Engine Shaft (drive side).	—	—	—	—	—	—
Do. (gear side).	—	—	—	—	—	—
Engine Shaft Rivet.	—	—	—	—	—	—
Oil Flinger (drive side).	—	—	—	—	—	—
Engine Shaft Washer (.020in. thick).	—	—	—	—	—	—
Engine Shaft Distance Collar.	—	—	—	—	—	—
Engine Shaft Nut.	—	—	—	—	—	—
Do. Key.	—	—	—	—	—	—
Do. Felt Washer.	—	—	—	—	—	—
Do. Washer (.010in. thick).	—	—	—	—	—	—
Do. Washer (.005in. thick).	—	—	—	—	—	—
Do. Oil Feed Pipe.	—	—	—	—	—	—
Engine Shaft Key.	—	—	—	—	—	—
Engine Shaft Nut Locking Washer.	—	—	—	—	—	—
Engine Shaft Timing Finion.	—	—	—	—	—	—
Do. Timing Finion Nut.	—	—	—	—	—	—
Cush Drive, complete assembly (state number of teeth required for sprocket).	—	—	—	—	—	—
Cush Drive Spring Nut.	—	—	—	—	—	—
Cush Drive Lockout.	—	—	—	—	—	—
Do. Bearing.	—	—	—	—	—	—
Cush Drive Distance Collar.	—	—	—	—	—	—
Cush Drive Distance Piece.	—	—	—	—	—	—
Do. Bearing Nut.	—	—	—	—	—	—
Do. Bearing Nut Locking Washer.	—	—	—	—	—	—





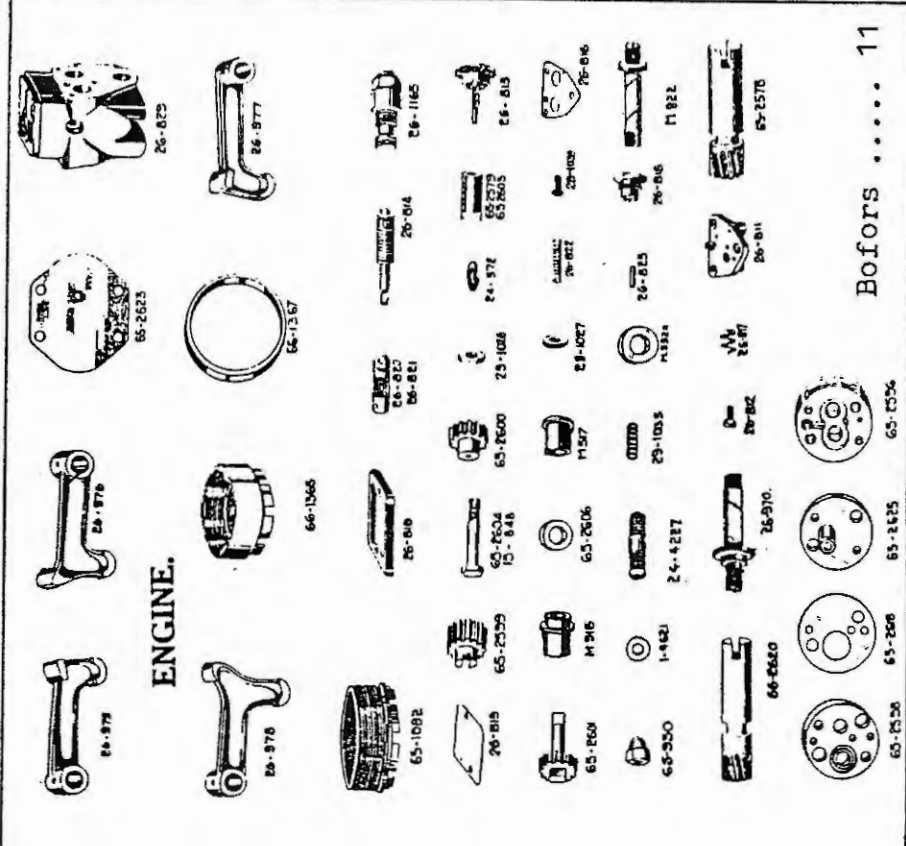
**Engine--continued.**

[illegible]





Valve Tappet Head (exhaust)	26-1226(2)	66-1511	66-1498	66-1511	26-1226(2)	26-814
Do. (inlet)	26-1226(2)	66-1511	66-1497	66-1511	26-1226(2)	26-815
Inlet Tappet Head Adjuster	29-252	—	—	—	—	26-816
Exhaust Tappet Head Adjuster	29-252	—	—	—	—	26-817
(C10 only)	—	—	—	—	—	26-818
Do. (C12 only)	29-253	—	—	—	—	26-819
Tappet Head Adjuster Locknut	24-6040(2)	—	—	—	—	26-820
Valve Tappet Locking Sleeve	—	15-6524(2)	15-6524(2)	15-6524(2)	—	26-821
Valve Tappet Guide	65-4212	66-1494(2)	36-1494(2)	66-1494(2)	—	26-822
Valve Tappet Rod	—	—	—	—	—	26-823
Tappet Recess Cover	29-2550	—	—	—	—	26-824
Tappet Cover Washer	29-2159	—	—	—	—	26-825
Tappet Recess Cover Screw	29-2158/1	—	—	—	—	26-826
(4)	—	—	—	—	—	26-827
Do. Joint Washer	—	—	—	—	—	26-828
Push Rod, complete with ends	—	—	—	—	—	26-829
Valve Push Rod	—	—	—	—	—	26-830
Push Rod End	29-224(2)	—	—	—	—	26-831
Do. (bottom)	—	—	—	—	—	26-832
Do. Rivet	—	—	—	—	—	26-833
Push Rod Cover Tube	—	—	—	—	—	26-834
Do. Lower Washer	—	—	—	—	—	26-835
Push Rod Cover Tube Gland	—	—	—	—	—	26-836
Packing	—	—	—	—	—	26-837
Do. Gland Nut	—	—	—	—	—	26-838
Do. Stud	—	—	—	—	—	26-839
Do. Stud Spring Washer	—	—	—	—	—	26-840
Do. Stud Nut	—	—	—	—	—	26-841
Inlet Valve Lever (twinn) (front)	—	—	—	—	—	26-842
Do. (rear)	—	—	—	—	—	26-843
Exhaust Valve Lever (twinn) (front)	—	—	—	—	—	26-844
Do. (rear)	—	—	—	—	—	26-845
Inlet Valve Lever Spindle	—	—	—	—	—	26-846
Exhaust Valve Lever Spindle	—	—	—	—	—	26-847
Inlet Valve Lever Washer	—	—	—	—	—	26-848
Do. Bush	—	—	—	—	—	26-849
Exhaust Valve Lever Bush	—	—	—	—	—	26-850
Front Cylinder Feed Pipe Adaptor Washer	—	—	—	—	—	26-851
Do. Adaptor	—	—	—	—	—	26-852
Oil Pump, complete	65-2619	65-2619	65-2619	65-2619	—	26-853
Do. Body	65-2596	65-2596	65-2596	65-2596	—	26-854
Oil Pump Bottom Plate, complete	65-2625	65-2625	65-2625	65-2625	—	26-855
Do. Top Plate	65-2598	65-2598	65-2598	65-2598	—	26-856
Do. Top Plate Washer	65-2606	65-2606	65-2606	65-2606	—	26-857
Oil Pump Bolt	15-848(2)	15-848(2)	15-848(2)	15-848(2)	—	26-858
Oil Pump Feed Gear (driving)	65-2601	65-2601	65-2601	65-2601	—	26-859
Do. (driven)	65-2600	65-2600	65-2600	65-2600	—	26-860
Oil Pump Scavenge Gear	65-2599(2)	65-2599(2)	65-2599(2)	65-2599(2)	—	26-861
Do. Fixing Bolt	65-2604(2)	65-2604(2)	65-2604(2)	65-2604(2)	—	26-862
Do. Spring Washer	24-978(2)	24-978(2)	24-978(2)	24-978(2)	—	26-863
Do. Filter	65-2623	65-2623	65-2623	65-2623	—	26-864
Do. Driving Spindle	65-2578	65-2578	65-2578	65-2578	—	26-865
Do. Retaining Pin	65-2579	65-2579	65-2579	65-2579	—	26-866
Oil Pump and Crankcase Joint Washer	65-2618	65-2618	65-2618	65-2618	—	26-867
Oil Pump Spindle Retaining Pin Washer	1-4621	1-4621	1-4621	1-4621	—	26-868
Oil Pump, complete (Pilgrim)	—	—	—	—	—	26-869
Oil Pump Body	—	—	—	—	—	26-870
Oil Pump Plunger (rear)	—	—	—	—	—	26-871
Do. (front)	—	—	—	—	—	26-872
Do. Spring	—	—	—	—	—	26-873
Oil Pump Plunger Pad	—	—	—	—	—	26-874
Oil Pump Control Spindle	—	—	—	—	—	26-875
Do. Washer	—	—	—	—	—	26-876
Do. Fibre Washer	—	—	—	—	—	26-877
Do. Spring Washer	—	—	—	—	—	26-878



**ENGINE.**

26-879

26-880

26-881

26-882

26-883

26-884

26-885

26-886

26-887

26-888

26-889

26-890

26-891

26-892

26-893

26-894

26-895

26-896

26-897

26-898

26-899

26-900

26-901

26-902

26-903

26-904

26-905

26-906

26-907

26-908

26-909

26-910

26-911

26-912

26-913

26-914

26-915

26-916

26-917

26-918

26-919

26-920

26-921

26-922

26-923

26-924

26-925

26-926

26-927

26-928

26-929

26-930

26-931

26-932

26-933

26-934

26-935

26-936

26-937

26-938

26-939

26-940

26-941

26-942

26-943

26-944

26-945

26-946

26-947

26-948

26-949

26-950

26-951

26-952

26-953

26-954

26-955

26-956

26-957

26-958

26-959

26-960

26-961

26-962

26-963

26-964

26-965

26-966

26-967

26-968

26-969

26-970

26-971

26-972

26-973

26-974

26-975

26-976

26-977

26-978

26-979

26-980

26-981

26-982

26-983

26-984

26-985

26-986

26-987

26-988

26-989

26-990

26-991

26-992

26-993

26-994

26-995

26-996

26-997

26-998

26-999

27-000

27-001

27-002

27-003

27-004

27-005

27-006

27-007

27-008

27-009

27-010

27-011

27-012

27-013

27-014

27-015

27-016

27-017

27-018

27-019

27-020

27-021

27-022

27-023

27-024

27-025

27-026

27-027

27-028

27-029

27-030

27-031

27-032

27-033

27-034

27-035

27-036

27-037

27-038

27-039

27-040

27-041

27-042

27-043

27-044

27-045

27-046

27-047

27-048

27-049

27-050

27-051

27-052

27-053

27-054

27-055

27-056

27-057

27-058

27-059

27-060

27-061

27-062

27-063

27-064

27-065

27-066

27-067

27-068

27-069

27-070

27-071

27-072

27-073

27-074

27-075

27-076

27-077

27-078

27-079

27-080

27-081

27-082

27-083

27-084

27-085

27-086

27-087

27-088

27-089

27-090

27-091

27-092

27-093

27-094

27-095

27-096

27-097

27-098

27-099

28-000

28-001

28-002

28-003

28-004

28-005

28-006

28-007

28-008

28-009

28-010

28-011

28-012

28-013

28-014

28-015

28-016

28-017

28-018

28-019

28-020

28-021

28-022

28-023

28-024

28-025

28-026

28-027

28-028

28-029

28-030

28-031

28-032

28-033

28-034

28-035

28-036

28-037

28-038

28-039

28-040

28-041

28-042

28-043

28-044

28-045

28-046

28-047

28-048

28-049

28-050

28-051

28-052

28-053

28-054

28-055

28-056

28-057

28-058

28-059

28-060

28-061

28-062

28-063

28-064

28-065

28-066

28-067

28-068

28-069

28-070

28-071

28-072

28-073

28-074

28-075

28-076

28-077

28-078

28-079

28-080

28-081

28-082

28-083

28-084

28-085

28-086

28-087

28-088

28-089

28-090

28-091

28-092

28-093

28-094

28-095

28-096

28-097

28-098

28-099

29-000

29-001

29-002

29-003

29-004

29-005

29-006

29-007

29-008

29-009

29-010

29-011

29-012

29-013

29-014

29-015

29-016

29-017

29-018

29-019

29-020

29-021

29-022

29-023

29-024

29-025

29-026

29-027

29-028

29-029

29-030

29-031

29-032

29-033

29-034

29-035

29-036

29-037

29-038

29-039

29-040

29-041

29-042

29-043

29-044

29-045

29-046

29-047

29-048

29-049

29-050

29-051

29-052

29-053

29-054

29-055

29-056

29-057

29-058

29-059

29-060

29-061

29-062

29-063

29-064

29-065

29-066

29-067

29-068

29-069

29-070

29-071

29-072

29-073

29-074

29-075

29-076

29-077

29-078

29-079

29-080

29-081

29-082

29-083

29-084

29-085

29-086

29-087

29-088

29-089

29-090

29-091

29-092

29-093

29-094

29-095

29-096

29-097

29-098

29-099

30-000

30-001

30-002

30-003

30-004

30-005

30-006

30-007

30-008

30-009

30-010

30-011

30-012

30-013

30-014

30-015

30-016

30-017

30-018

30-019

30-020

30-021

30-022

30-023

30-024

30-025

30-026

30-027

30-028

30-029

30-030

30-031

30-032

30-033

30-034

30-035

30-036

30-037

30-038

30-039

30-040

30-041

30-042

30-043

30-044

30-045

30-046

30-047

30-048

30-049

30-050

30-051

30-052

30-053

30-054

30-055

30-056

30-057

30-058

30-059

30-060

30-061

30-062

30-063

30-064

30-065

30-066

30-067

30-068

30-069

30-070

30-071

30-072

30-073

30-074

30-075

30-076

30-077

30-078

30-079

30-080

30-081

30-082

30-083

30-084

30-085

30-086

30-087

30-088

30-089

30-090

30-091

30-092

30-093

30-094

30-095

30-096

30-097

30-098

30-099

31-000

31-001

31-002

31-003

31-004

31-005

31-006

31-007

31-008

31-009

31-010

31-011

31-012

31-013

31-014

31-015

31-016

31-017

31-018

31-019

31-020

31-021

31-022

31-023

31-024

31-025

31-026

31-027

31-028

31-029

31-030

31-031

31-032

31-033

31-034

31-035

31-036

31-037

31-038

31-039

31-040

31-041

31-042

31-043

31-044

31-045

31-046

31-047

31-048

31-049

31-050

31-051

31-052

31-053

31-054

31-055

31-056

31-057

31-058

31-059

31-060

31-061

31-062

31-063

31-064

31-065

31-066

31-067

31-068

31-069

31-070

31-071

31-072

31-073

31-074

31-075

31-076

31-077

31-078

31-079

31-080

31-081

31-082

31-083

31-084

31-085

31-086

31-087

31-088

31-089

31-090

31-091

31-092

31-093

31-094

31-095

31-096

31-097

31-098

31-099

32-000

32-001

32-002

32-003

32-004

32-005

32-006

32-007

32-008

32-009

32-010

32-011

32-012

32-013

32-014

32-015

32-016

32-017

32-018

32-019

32-020

32-021

32-022

32-023

32-024

32-025

32-026

32-027

32-028

32-029

32-030

32-031

32-032

32-033

32-034

32-035

32-036

32-037

32-038

32-039

32-040

3



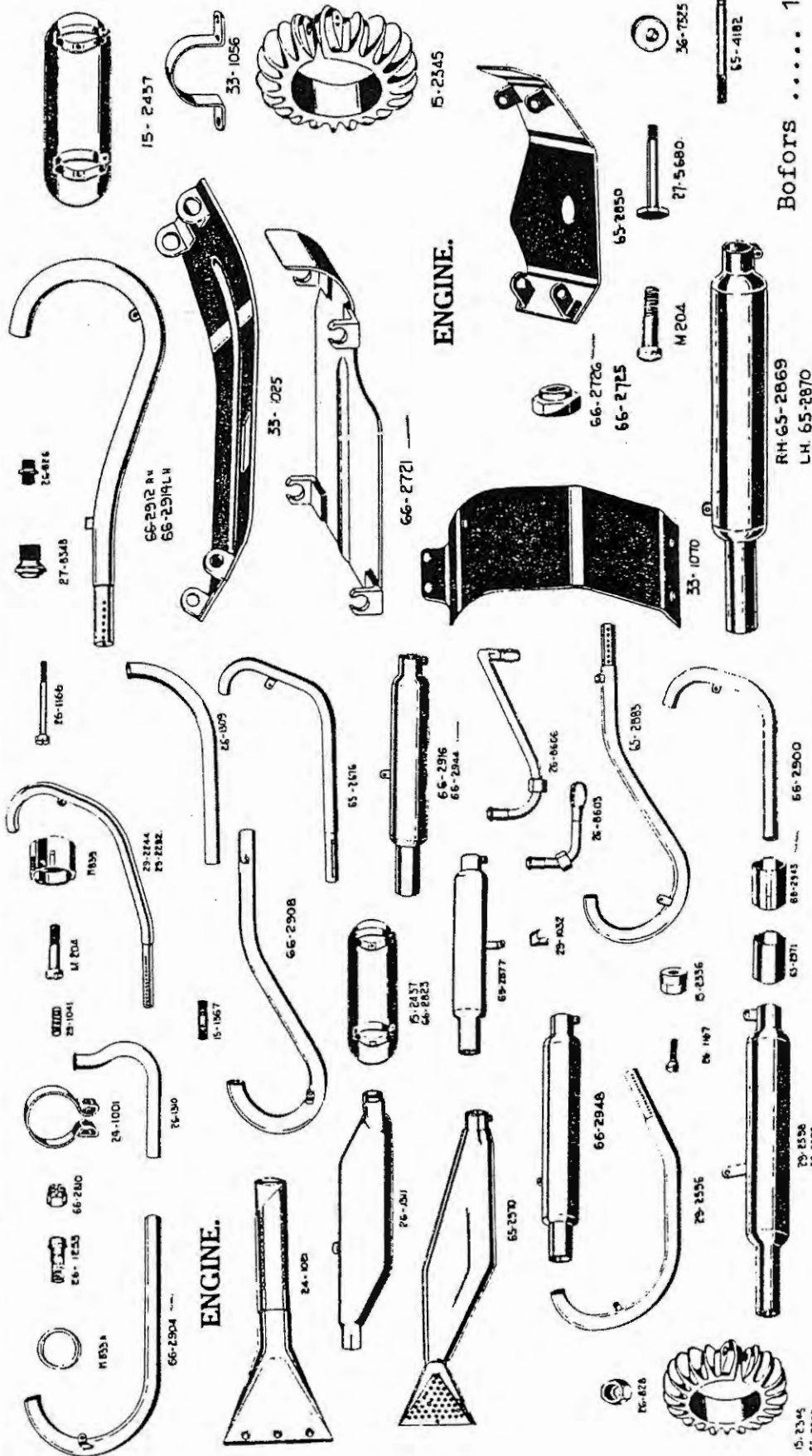
**Engine—continued.**

## LOW LEVEL EXHAUST SYSTEM.

[illegible]

**SINGLE UPSWEPT EXHAUST SYSTEM.**

Exhaust Pipe	..	..	..	65-2883/N
Do. Fluted Collar	..	..	..	15-2445/S
Do. Fired Collar Bolt	..	..	..	M204/J
Exhaust Pipe Shield, complete	..	..	..	15-2457
with clips, screws and nuts.	..	..	..	65-2877/S



RH-65-2869  
LH-65-2870

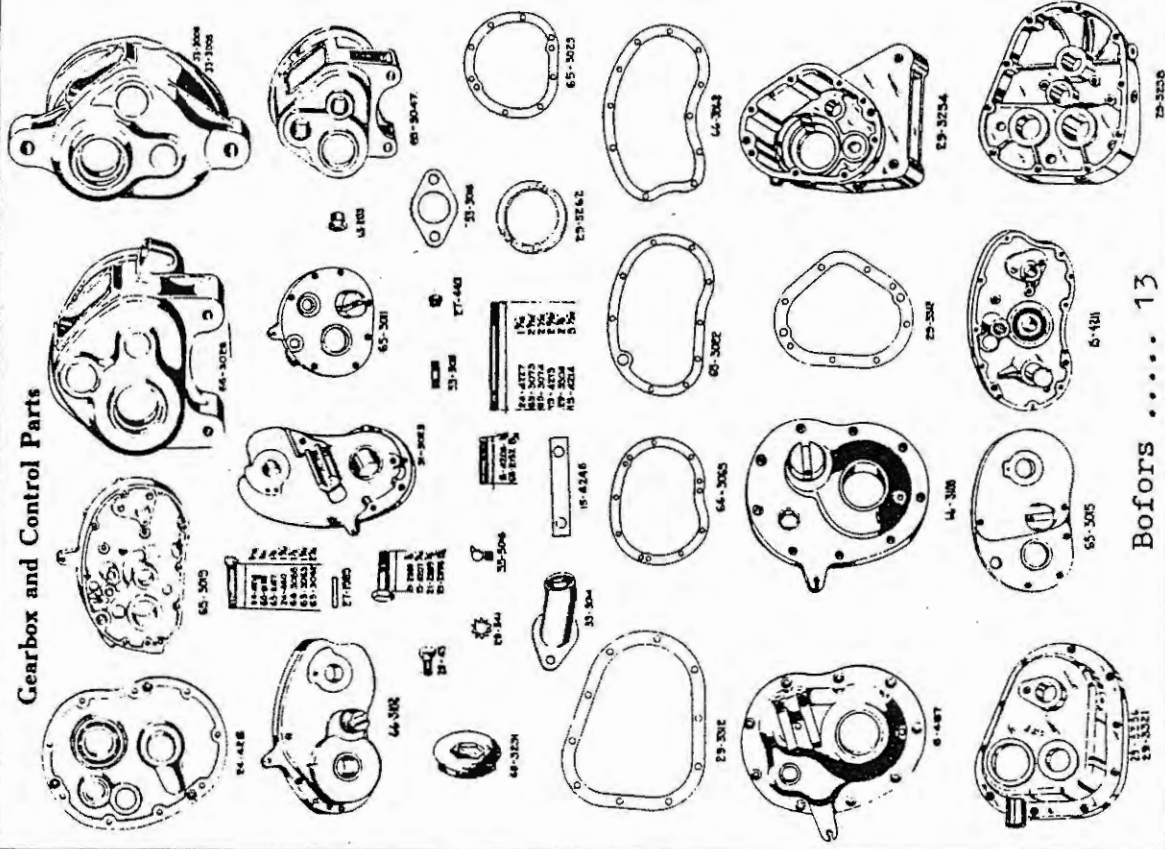
Bofors ..... 12



# GEARBOX AND CONTROL PARTS.

DESCRIPTION.	C10. C11. C12.	D29.	M20. M21. M23.	G14.
Gearbox only, less bushes and ballrace	29-3255	65-3048	66-3030	33-3009
Gearbox only, with fixed fittings	29-3254	65-3047	66-3028	—
Do. (hand change)	—	—	—	33-3005
Do. (foot change)	—	—	—	33-3006
Gearbox Cover (outer), less bush	—	65-3012	66-3101	15-4188
Do. (hand change)	—	65-3016	66-3103	31-3024
Do. (foot change)	—	—	—	—

## Gearbox and Control Parts



Bofors ..... 13

DESCRIPTION.	C10. C12.	D29.	M20. M21.	M23.	G14.
Silencer Clip Bolt	—	24-7343/1	—	24-7343/1	—
Do. Washer	—	K2344/1	—	K2344/1	—
Do. Nut	—	M269/1	—	M269/1	—
<b>TWIN UPSWEPT EXHAUST SYSTEM.</b>					
Exhaust Pipe (right-hand)	—	—	—	66-2912/3	—
Exhaust Pipe (left-hand)	—	—	—	66-2914/8	—
Exhaust Pipe Finned Collar	—	—	—	15-2345/8	—
Exhaust Pipe Finned Collar	—	—	—	(2)	—
Exhaust Pipe Finned Collar	—	—	—	M204/1(2)	—
Exhaust Pipe Finned Collar	—	—	—	15-2437(2)	—
Silencer (right-hand)	—	—	—	65-2889/3	—
Silencer (left-hand)	—	—	—	65-2870/3	—
Silencer Clip Bolt	—	—	—	24-7343/1	—
Silencer Clip Bolt	—	—	—	(2)	—
Silencer Clip Washer	—	—	—	K2344/1	—
Silencer Clip Nut	—	—	—	M263/1(2)	—
<b>CRANKCASE AND MAGDYNO SHIELD.</b>					
Crankcase Shield	—	65-2850	66-2721	66-2721	33-1036
Do. Front Bolt Washer	—	—	15-431(2)	15-431(2)	—
Do. Front Bolt Nut	—	—	66-2725(2)	66-2725(2)	—
Crankcase Shield and Chainstay	—	—	66-2728(2)	66-2728(2)	—
Bolt Nut.	—	—	—	—	—
Crankcase Shield Front Bolt	—	27-5680/1	—	—	—
Crankcase Shield Rear Stud	—	66-4182/1	—	—	—
Magdyno Shield	—	—	—	—	33-1070
Magdyno Shield Clip	—	—	—	—	33-1056
Do. Clip Bolt	—	—	—	—	K182/1(2)
Do. (bottom)	—	—	—	—	K182/1(2)
Do. Nut	—	—	—	—	M269/1(2)
Do. Washer	—	—	—	—	K187(2)
Bottom Bolt Washer	—	—	—	—	B751A/1(4)
Magdyno Shield Rubber Ferrule	—	—	—	—	36-7525

NOTE.—Figures in brackets denote number per set, e.g. (2), 2 per set.  
When no figures in brackets are shown one part constitutes a set.

Quote Engine and Frame Numbers, with prefix letters, when ordering spares.

If one side of Crankcase is needed the other side should be sent to be properly fitted.  
If one side of a Crankcase is supplied independently a perfect fit cannot be guaranteed.

Connecting-rod Big-end Bushes are not supplied separately. The Bushes are ground after being pressed in, making a first-class job impossible except at the factory.

## CONNECTING ROD, with BIG-END BEARING ASSEMBLY.

Model.	Part Number.
C10	29-2195
C11	29-2275
C12	65-462
B29 Silver Sports	66-478
M20	66-477
M21	66-477
M23 Silver Star	66-478
G14	26-602







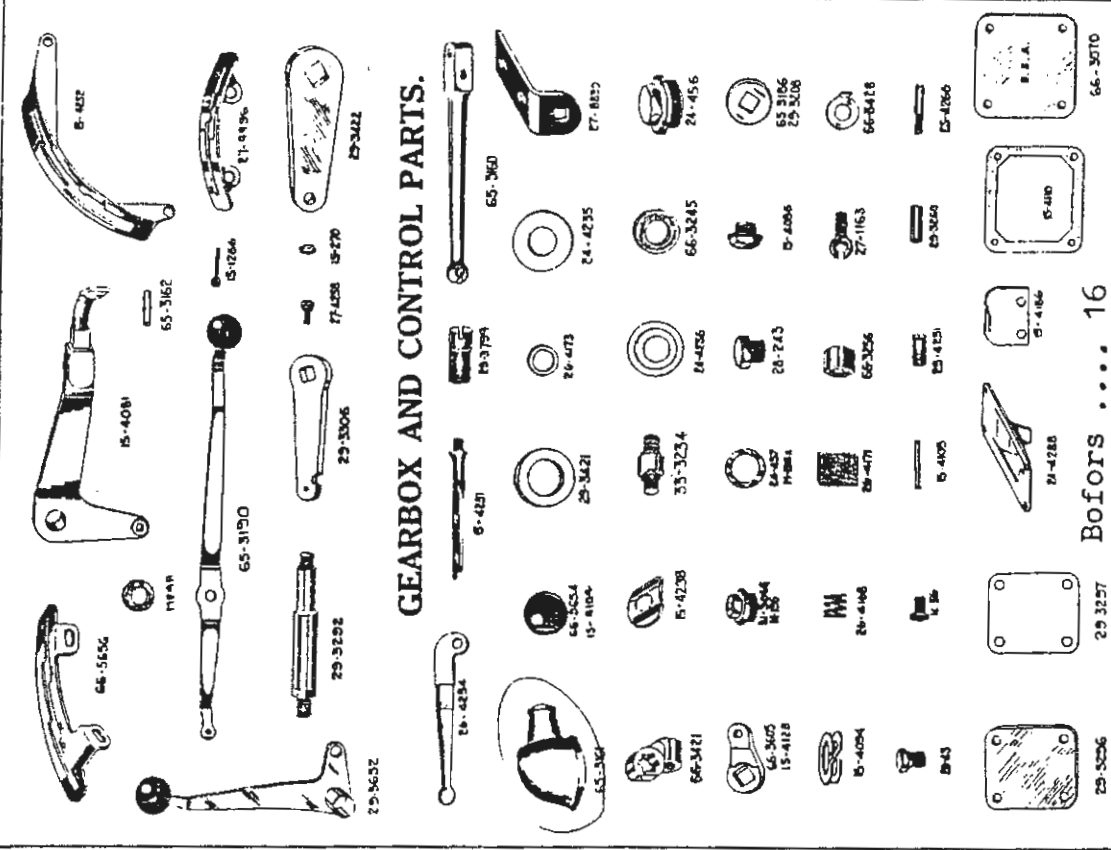






# Gearbox and Control Parts—continued.

DESCRIPTION.	G10. C11. C12.	B29.	M20. M21. M22.	G14.
Gear Control Gate Bolt ..	EB700/1	EB700/1(2)	EB700/1(2)	1-5069:1(2)
Gear Control Operating Lever Fulcrum Pin ..	29-3207	—	—	—
Gear Control Gate Distance Washer ..	15-7563	—	—	—
Do. Bolt Washer ..	—	F21/1(2)	F21/1(2)	24-6764(2)
Do. Setscrew (top) ..	24-7148	—	—	15-4250:1
Do. Setscrew Washer ..	—	—	—	N550A/1
Do. Support Nut ..	—	—	—	24-563:1
Do. Washer ..	—	—	—	N550A/1



## GEARBOX AND CONTROL PARTS.

Bofors .... 16

29-3257

29-3256

29-3255

66-3082

24-4247

24-4246

24-4248

15-4035

24-4251

24-488

15-4128/1

EB106/1

EB76/1

66-3070

27-4258/1(4)

15-4110(2)

24-456/1

24-457

28-43/1

24-4235

24-4236

25-4251

27-4411/1

26-4254/1

15-4236/1

26-4168

26-4173/1

15-1266

15-4186/1

26-4171(2)

K56:1(2)

15-4236/1

EB102/1

15-270

15-4081/3

27-6900

1-5069:1(2)

66-3654

15-4104

15-4105

33-3234/1

K51A

EB201/6

15-4064

15-4196/3

15-4100

15-4252/3

15-4251

66-3082

24-4247

24-4246

24-4248

15-4035

24-4251

24-488

15-4128/1

EB106/1

EB76/1

66-3070

27-4258/1(4)

15-4110(2)

31-3066/1

M196A

28-43/1

28-243/1

M814A

24-4235

24-4236

25-4251

27-4411/1

65-3190/1

65-3161

65-3162

15-270

65-3190/3

66-3082

24-4247

24-4246

24-4248

15-4035

24-4251

24-488

15-4128/1

EB106/1

EB76/1

66-3070

27-4258/1(4)

15-4110(2)

31-3066/1

M196A

28-43/1

28-243/1

M814A

24-4235

24-4236

25-4251

27-4411/1

65-3190/1

65-3161

65-3162

15-270

65-3190/3

66-3082

24-4247

24-4246

24-4248

15-4035

24-4251

24-488

15-4128/1

EB106/1

EB76/1

66-3070

27-4258/1(4)

15-4110(2)

31-3066/1

M196A

28-43/1

28-243/1

M814A

24-4235

24-4236

25-4251

27-4411/1

65-3190/1

65-3161

65-3162

15-270

65-3190/3

66-3082

24-4247

24-4246

24-4248

15-4035

24-4251

24-488

15-4128/1

EB106/1

EB76/1

66-3070

27-4258/1(4)

15-4110(2)

31-3066/1

M196A

28-43/1

28-243/1

M814A

24-4235

24-4236

25-4251

27-4411/1

65-3190/1

65-3161

65-3162

15-270

65-3190/3

66-3082

24-4247

24-4246

24-4248

15-4035

24-4251

24-488

15-4128/1

EB106/1

EB76/1

66-3070

27-4258/1(4)

15-4110(2)

31-3066/1

M196A

28-43/1

28-243/1

M814A

24-4235

24-4236

25-4251

27-4411/1

65-3190/1

65-3161

65-3162

15-270

65-3190/3

66-3082

24-4247

24-4246

24-4248

15-4035

24-4251

24-488

15-4128/1

EB106/1

EB76/1

66-3070

27-4258/1(4)

15-4110(2)

31-3066/1

M196A

28-43/1

28-243/1

M814A

24-4235

24-4236

25-4251

27-4411/1

65-3190/1

65-3161

65-3162

15-270

65-3190/3

66-3082

24-4247

24-4246

24-4248

15-4035

24-4251

24-488

15-4128/1

EB106/1

EB76/1

66-3070

27-4258/1(4)

15-4110(2)

31-3066/1

M196A

28-43/1

28-243/1

M814A

24-4235

24-4236

25-4251

27-4411/1

65-3190/1

65-3161

65-3162

15-270

65-3190/3

66-3082

24-4247

24-4246

24-4248

15-4035

24-4251

24-488

15-4128/1

EB106/1

EB76/1

66-3070



Gear Control Operating Rod, with fixed toggle end. (when Burgess Air Cleaner is fitted).	
Gear Control Operating Rod, with fixed toggle end.	
Gear Control Operating Rod Adjustable Toggle End.	
Gear Control Operating Rod Toggle End Locknut (right-hand).	
Do. (left-hand) ..	
Gear Control Rod Adjusting Sleeve	
Gear Control Operating Rod Toggle End Screw ..	
Do. Spring Washer ..	
Do. Nut ..	
<b>ENCLOSED FOOT CHANGE.</b>	
Operating Plate and Pawl Arm Stop	
Do. Screw ..	
Do. Screw Nut ..	
Do. Screw Spring Washer ..	
Ratchet Lever Sleeve Bush (outer cover).	
Gear Operating Spindle Bush ..	
Gear Operating Spindle ..	
Gear Control Quadrant, complete ..	
Operating Spindle Washer ..	
Pedal Shaft Bush (inner cover) ..	
Operating Plate Indexing Plunger ..	
Do. Sleeve ..	
Do. Spring ..	
Gear Operating Lever ..	
Gear Control Link Pin ..	
Do. Split Pin ..	
Gear Control Quadrant Spacing Collar	
Gear Control Link, with adjuster and locknut.	
Gear Control Link ..	
Do. Adjuster ..	
Gear Control Operating Lever Locking Washer.	
Gear Control Link Adjuster Locknut	
Operating Shaft ..	
Do. Washer ..	
Do. Nut ..	
Do. Clip Ring ..	
Operating Plate ..	
Ratchet Lever, complete with sleeve	
Foot Change Return Spring Stop ..	
Pawl Carrier Plate, complete ..	
Pawl Carrier Plate, complete ..	
Pawl Spring ..	
Foot Change Operating Plate and Sleeve, complete.	
Foot Change Return Spring ..	
Gear Position Indicator ..	
Do. Screw ..	
Pawl Carrier Arm (top), complete ..	
Do. (bottom), complete ..	
Do. Main Spring ..	
Do. Return Spring ..	
Do. Washer (.024in.) ..	
Do. Washer (.022in.) ..	
Gear Indicator Plate ..	
Do. Peg ..	
Ratchet Lever Sleeve Clip Ring	
Operating Pedal ..	
Do. Pedal Rubber ..	
Do. Pedal Clamp Bolt ..	
Do. Washer ..	

Quitch Chainwheel, with ballrace ring and inserts.	65-3919	65-3921	65-JUNU
Do. (C12 only) ..	65-3920	—	—
Quitch Ballrace Ring ..	65-3912	65-3912	65-3912
Do. Ball Retainer ..	65-3910(2)	65-3910(2)	65-3910(2)
Do. Ballrace Inner Ring ..	65-3911	65-3911	65-3911
Quitch Sleeve ..	65-3913	05-3930	66-3769
Do. Sleeve Collar ..	—	65-3933	65-3933
Do. Spring ..	65-3931(6)	66-3800(6)	66-3800(6)
Do. Spring Cup ..	65-3930(6)	66-3781(6)	66-3781(6)
Do. Sleeve Plate ..	65-3816	65-3816	65-3816
Quitch Driving Plate, with inserts..	65-3825	65-3825(9)	65-3857(4)
	(2 off C12)		
Quitch Driving Plate Centre, with studs.	65-3914	66-3906	66-3903
Do. (C12 only) ..	65-3916	—	—
Quitch Spring Retaining Stud Nut..	M263(12)	M263(12)	M263(12)
Quitch Driven Plate ..	65-3824	65-3824(3)	65-3824(3)
	(2 off C12)		
Quitch Actuating Cap, with button	65-3828	65-3828	65-3828
Quitch Actuating Cap, Thrust Button	M126	M126	M126



Bofors  
... 17



65-3169/1  
15-4219  
31-3112/3  
15-4157

1169/1	65
4219	1
1171/3	64

29-3311/3

.. Sleeve Clip R ..

Do.	Ratch	Opera
1		
2		
3		
4		
5		
6		
7		
8		
9		
10		
11		
12		
13		
14		
15		
16		
17		
18		
19		
20		
21		
22		
23		
24		
25		
26		
27		
28		
29		
30		
31		
32		
33		
34		
35		
36		
37		
38		
39		
40		
41		
42		
43		
44		
45		
46		
47		
48		
49		
50		
51		
52		
53		
54		
55		
56		
57		
58		
59		
60		
61		
62		
63		
64		
65		
66		
67		
68		
69		
70		
71		
72		
73		
74		
75		
76		
77		
78		
79		
80		
81		
82		
83		
84		
85		
86		
87		
88		
89		
90		
91		
92		
93		
94		
95		
96		
97		
98		
99		
100		










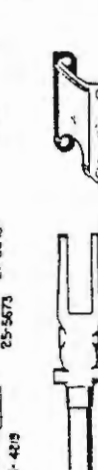


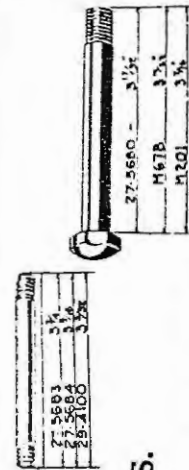

Every owner of a B.S.A. Motor Cycle is strongly advised to buy only genuine B.S.A. Spare Parts when replacements become necessary.

## FRAME AND FITTINGS.

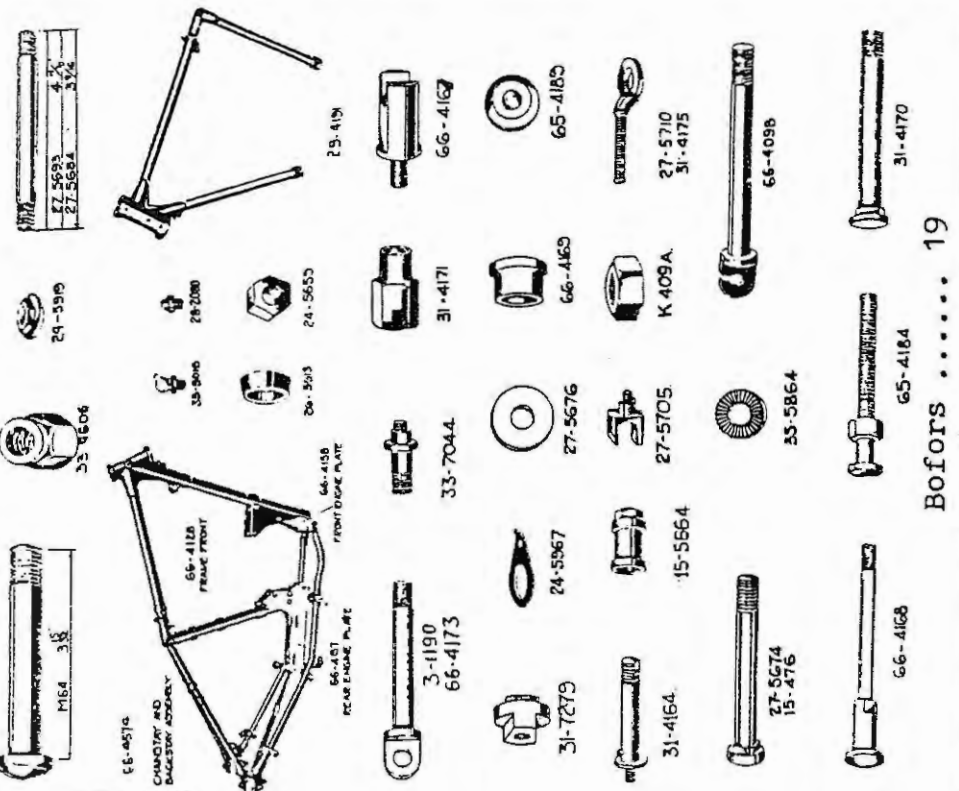
DESCRIPTION.	C10. C11. C12.	B28.	M20. M21. M23.	G14.
Frame Front, complete	29-4191	65-4410	66-4128	—
Frame Top Member	—	—	—	33-4004
Do. Spigot Bush (top)	—	—	—	33-4014
Do. (bottom)	—	—	—	33-4018
Ball Head Cup	66-4149(2)	66-4149(2)	66-4149(2)	25-5673(2)
Ball Head Ball	1" diam. (40)	1" diam. (40)	1" diam. (40)	1" diam. (38)
Ball Head Grease Nipple	28-2080(2)	28-2080(2)	28-2080(2)	28-2080(2)
Front Connection Taper Washer	—	—	—	28-5813



## FRAME AND FITTINGS.



Saddle Pilot Connection Washer	31-4010	15-5808/1	33-4089/1	EA80/1	33-4595
Tank Rear Support	31-4011/1	—	—	—	33-4599
Tank Rear Support Stud	RB63/1	—	—	—	33-4599
Do. Washer	24-2000/1	—	—	—	33-4599
Do. Nut	S100	—	—	—	33-4599
Do. Split Pin	15-5808/1	—	—	—	33-4599
Saddle Front Fixing Bolt	33-4089/1	—	—	—	33-4599
Do. (when S721 saddle is fitted)	EA80/1	—	—	—	33-4599
Saddle Bolt Grease Nipple	EA80/1	—	—	—	33-4599
Front Engine Yoke Plate	28-2080	—	—	—	33-4599
Do. Cover	65-4429(2)	—	—	—	33-4599
Rear Engine Yoke Plate	65-4431	—	—	—	33-4599
Engine and Gearbox Plate (right-hand)	65-4427	—	—	—	33-4599
Do. (left-hand)	65-4428	—	—	—	33-4599
Front Engine Plate and Crankcase	—	—	—	—	33-4599
Shield Distance Collar (right-hand)	—	—	—	—	33-4599
Front Down Tube, complete	—	—	—	—	33-4599
Do. Top Bolt (short)	—	—	—	—	33-4599
Do. do. (long)	—	—	—	—	33-4599
Do. do. Nut	—	—	—	—	33-4599
Do. do. Spring Washer	—	—	—	—	33-4599



Bofors ..... 19





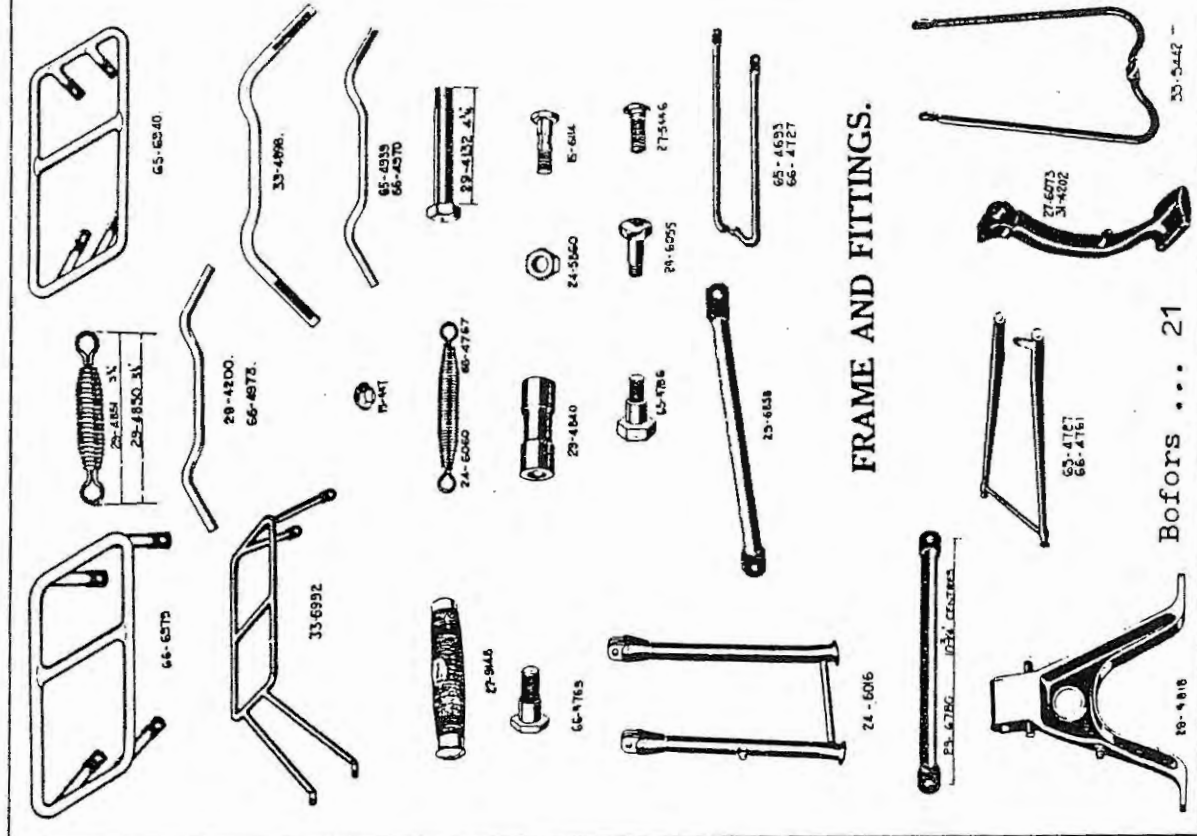


### Frame and Fittings—continued.

Part Name	Quantity	Unit Price	Total Price
Chainstays and Backstays assembled	—	—	—
Chainstay, complete (right-hand)	—	—	—
Do. (left-hand)	—	—	—
Chainstay, complete	29-4127	—	—
Backstays, complete	29-4500	—	—
Chainstay Sidecar Lug Stud	—	—	—
Do. Stud Nut	—	—	—
Chainstay Bridge Tube Grease Nipple	35-5016	—	—
Chainstay Bridge Connecting Bolt	—	—	—
Do. Nut	—	—	—
Do. Nut	—	—	—
Chainstay Bridge Distance Collar (l.b.)	—	—	—
Do. (centre)	—	—	—
Do. (right-hand)	—	—	—
Chainstay Bridge Distance Piece (ft.)	—	—	—
Chainstay Bridge Connecting Lug Plate	—	—	—
Chainstay Distance Tube	—	—	—
Chainstay Rear Connecting Bolt	—	—	—
Do. Bolt Nut	—	—	—
Bolt Nut (chaincase)	—	—	—
Backstay Bridge and Mudguard Bolt	K132A/6	—	—
Do. Nut	M263/6	—	—
Do. Spring Washer	K187	—	—
Backstay Bridge and Saddle Fixing Bolt (right-hand)	24-6770/1	—	—
Do. (left-hand)	27-6312/1	—	—
Do. Bolt Nut	EA80/1(9)	—	—
Do. Washer	F21/1(2)	—	—
Chainstay, Backstay and Mudguard Stay Connecting Bolt (right-hand)	EB144/6	—	—
Do. (left-hand)	EB144/6	—	—
Do. (right-hand) Collar	K51A(2)	—	—
Do. Bolt Washer	EB201/6(2)	—	—
Do. Bolt Nut (left-hand)	EB201/6(2)	—	—
Do. Bolt Nut (right-hand)	EB201/6(2)	—	—
Chainstay Engine Plate Bolt	29-4132/1	—	—
Do. Nut	EB171/1	—	—
Chainstay and Front Engine Distance Collar (right-hand)	—	—	—
Do. (left-hand)	—	—	—
Chainstay and Seat Tube Bolt	—	—	—
Do. Bolt Nut	—	—	—
Rear Chain Adjuster Screw	—	—	—
Do. Locknut	—	—	—
Backstay Top Member and Seat Bracket Bolt	—	—	—
Do. Bolt Nut	—	—	—
Do. Bolt Spring Washer	—	—	—
Backstay Frame Bolt	29-4102/6	—	—
Do. Washer	15-431/6	—	—
Do. Nut	15-541/6	—	—
Saddle Spring Bolt	—	—	—
Saddle Spring Bolt (nearside)	—	—	—
Do. Nut	—	—	—
Saddle Spring Bolt (nearside) Washer	—	—	—
Electric Horn Fixing Bolt	—	—	—
Do. Washer	—	—	—
Do. Spring Washer	—	—	—
Do. Nut	—	—	—
FRONT STAND.	—	—	—
Front Stand	—	—	—
Front Stand Clip Stud	—	—	—
Front Stand Clip Stud Nut	—	—	—
Front Stand Bolt	—	—	—
Front Stand Bolt Nut	—	—	—
Front Stand Bolt Washer	—	—	—

REAL STAND.

Rear Stand	..	..	..	..	85-4787	66-4781	24-6016
Do.	Bolt	..	..	..	85-4786/6(2)	68-4789/6(2)	24-6055/6(2)
Do.	Bolt Spring Washer	..	..	..	20-5668(2)	9-1346(2)	25-716(2)
Do.	Bolt Nut	..	..	..	E8303A/6	24-5860/6(2)	24-6040/6(2)
Do.	Roll Split Pin	..	..	..	35-694(2)	35-699(2)	—
Do.	Roll Split Pin	..	..	..	66-4767	66-4787	24-6060
Do.	Spring	..	..	..	—	—	—



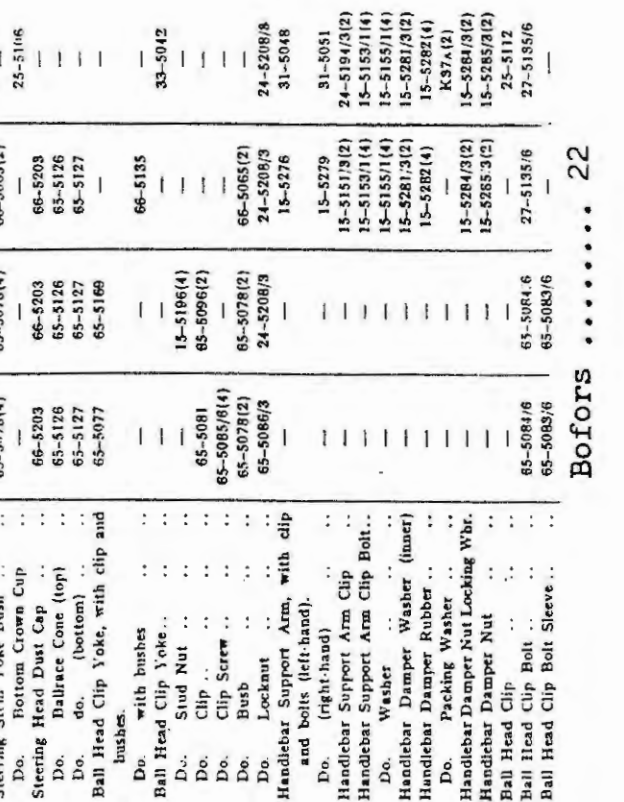




Carrier Rear Connecting Bolt	..	..	..	15-8992/6(2)
Do. Nut ..	..	..	..	EAS0/6(2)
Do. Washer ..	..	..	..	F21/6(2)
<b>BATTERY CARRIER.</b>				
Battery Carrier Plate..	..	29-4644	..	..
Battery Bracket	..	—	65-4662	33-4729
Battery Bracket Bolt (mudguard)	..	K132A/6	..	..
Do. Nut ..	..	EB119/6	..	..
Battery Bracket Carrier Clip	..	..	..	24-8927(2)
Do. do. Bolt ..	..	..	..	K132A/6(2)
Do. do. Bolt Nut ..	..	..	..	M269/6(2)
Do. do. Spring Washer ..	..	..	..	K197(2)
Do. do. Plate Bottom Spring Whr.	..	..	..	15-716
Do. do. Nut..	..	..	..	18-734/6
Battery Bracket Bolt	..	..	1-5089/6(2)	..
Do. Washer	..	..	K359A/6(2)	..

FRONT FORK AND FITTINGS.				
DESCRIPTION.	C10. C11. C12.	B29.	M20. M21. M23.	G14.
Front Fork (assembled), with links, bolts, steering stem yoke and spring.	65-5220	65-5222	66-5009	33-5005
Front Fork .. .. .	65-5224	65-5225	66-5010	33-5006
Front Fork Bush .. .. .	65-5078(2)	65-5078(2)	66-5065(4)	—
Front Fork Cross Piece Bolt (for screwing in holes when speedometer is not fitted).	K123/6(2)	K123/6(2)	K123/6(2)	K123 6/2.
Front Mudguard Securing Bolt ..	24-7148 6(2)	24-7148 6(2)	—	—
Do. Spring Washer .. .. .	24-8784(2)	24-8784(2)	—	—
Do. Nut .. .. .	EA80/6(2)	EA80/6(2)	—	—
Steering Stem Yoke, with stem and crown cup.	—	—	—	33-5010
Do. with stem and bushes ..	65-5117	65-5202	66-5131	—
Steering Stem Yoke Bush .. ..	65-5078(4)	65-5078(4)	66-5065(2)	—
Do. Bottom Crown Cup .. ..	—	—	—	25-5106
Steering Head Dust Cap .. ..	66-5203	66-5203	66-5203	—
Do. Ballrace Cone (top) .. ..	65-5128	65-5126	65-5126	—
Do. do. (bottom) .. .. .	65-5127	65-5127	65-5127	—
Ball Head Clip Yoke, with clip and bushes.	65-5077	65-5169	—	—
Do. with bushes .. .. .	—	—	66-5135	—
Ball Head Clip Yoke .. .. .	—	15-5196(4)	—	33-5042
Do. Stud Nut .. .. .	—	65-5096(2)	—	—
Do. Clip .. .. .	65-5081	—	—	—
Do. Clip Screw .. .. .	65-5085/8(4)	—	—	—
Do. Bush .. .. .	65-5078(2)	65-5078(2)	66-5065(2)	—
Do. Locknut .. .. .	65-5086/3	24-5208/3	24-5205/3	24-5208/3
Handlebar Support Arm, with clip and bolts (left-hand).	—	—	15-5276	31-5048
Do. (right-hand) .. .. .	—	—	15-5279	31-5051
Handlebar Support Arm Clip .. ..	—	—	15-5151/3(2)	24-5194/3(2)
Handlebar Support Arm Clip Bolt ..	—	—	15-5153/1(4)	15-5153/1(4)
Do. Washer .. .. .	—	—	15-5155/1(4)	15-5155/1(4)
Handlebar Damper Washer (inner)	—	—	15-5281/3(2)	15-5281/3(2)
Handlebar Damper Rubber .. ..	—	—	15-5282(4)	15-5282(4)
Do. Packing Washer .. .. .	—	—	—	K37A(2)
Handlebar Damper Nut Locking Wbr.	—	—	—	15-5284/3(2)
Handlebar Damper Nut .. .. .	—	—	—	15-5285/3(2)
Ball Head Clip .. .. .	—	—	—	25-5112
Ball Head Clip Bolt .. .. .	65-5084/6	65-5084 6	27-5135/6	—
Ball Head Clip Bolt Sleeve .. ..	65-5093/6	65-5093/6	—	27-5155/6

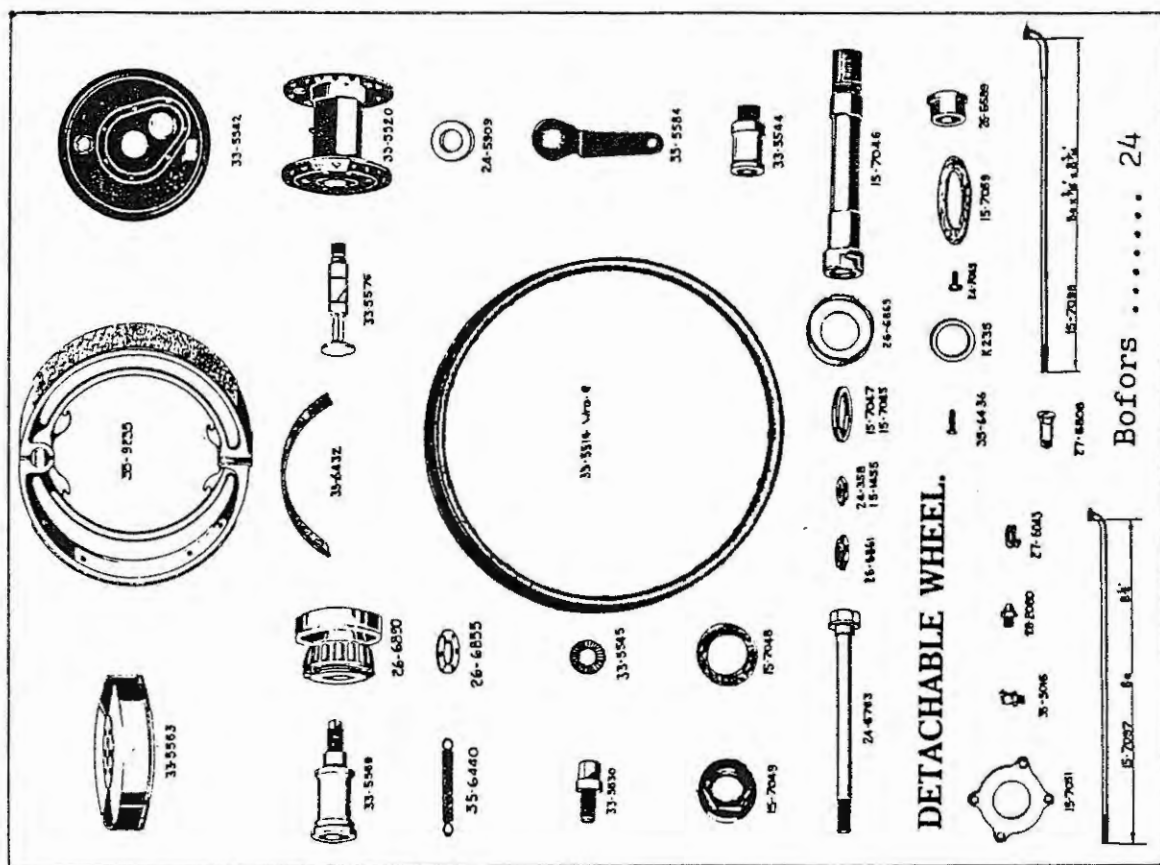
CENTRAL STAND.		PROP. STAND.		HANDLEBAR.		CARRIER.	
Central Stand ..	29-4818	Prop. Stand Leg ..	27-6073	Handlebar ..	65-4939/3	Carrier ..	29-7010
Do. Grease Nipple ..	35-5016	Do. Bolt ..	15-6114/6	Do. (C10, M23 only) ..	29-4200/3	Front Support Stay ..	29-6780(2)
Do. Spring ..	29-4851	Do. Bolt Nut ..	24-5860/6	Handlebar Rubber Grip ..	27-6148(2)	Rear Support Stay ..	29-6858(2)
Do. Engine Plate Distance Piece ..	29-4840	Do. Spring ..	29-4650			Carrier and Stay Bolt ..	K132A/6(4)
Do. Bolt ..	29-4152/1					Carrier and Stay Bolt Nut ..	EB119/6(4)
Do. Bolt Nut ..	EB171/1					Carrier Distance Piece ..	29-7012
						Carrier and Mudguard Bolt ..	EB112/6
						Do. Washer ..	B751A/6
						Do. Nut ..	EB113/6
						Carrier and Mudguard Connecting Clip ..	
						Do. Bolt ..	
						Do. Bolt Nut ..	
						Do. Washer ..	
						Carrier Securing Bolt ..	
						Do. Nut ..	
						Do. Washer ..	










[illegible]

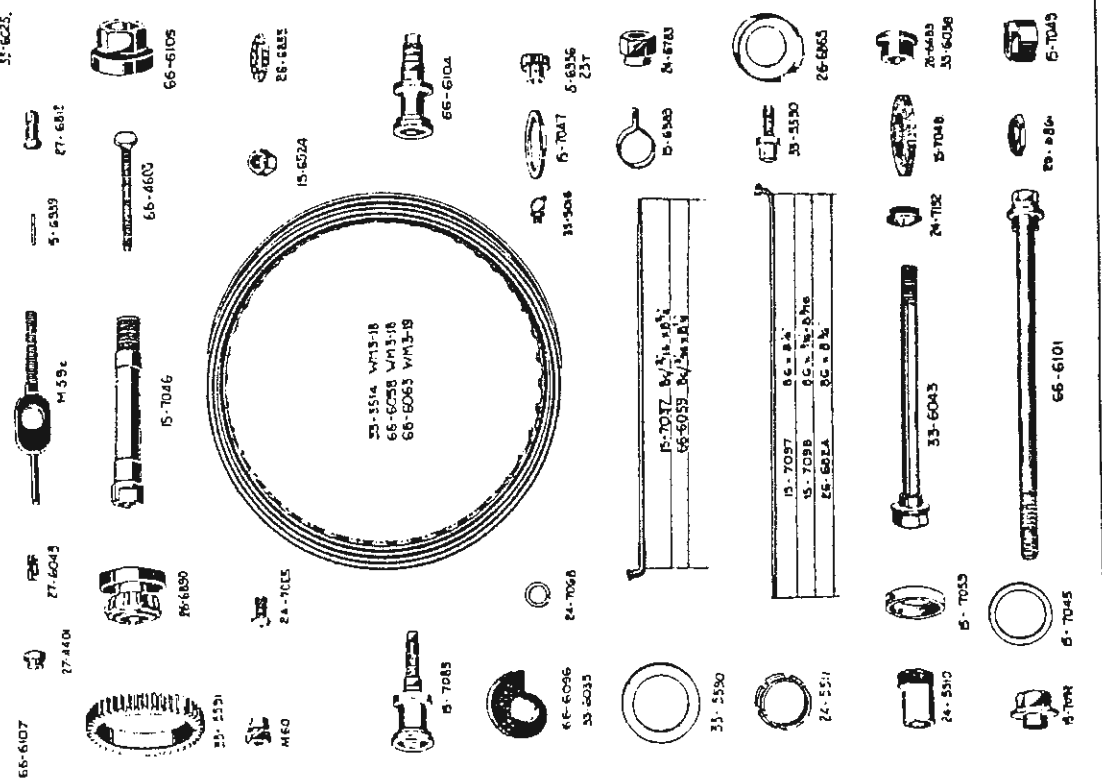
**DETACHABLE WHEEL.**

DESCRIPTION.	C10. C11. C12.	B29.	M20. M21. M23.	G14.
<b>FRONT DETACHABLE WHEEL.</b>				
Front Wheel, with WMS-18 W.O. rim (less brake and tyre).	—	—	—	33-5513
Front Wheel Rim (WMS-18)	—	—	—	33-5514
Front Wheel Spoke (right-hand)	—	—	—	15-7097(20)
Do. (left-hand)	—	—	—	15-7098(20)
Front Wheel Spoke Nipple	—	—	—	27-6808(40)
Front Hub, with bearings	—	—	—	33-5520
Hub Shell Roller Bearings	—	—	—	26-6890(2)
Hub Bearing Sleeve	—	—	—	15-7046
Do. Thrust Washer	—	—	—	15-7047
Hub Shell Oil Retaining Cap	—	—	—	26-6865(2)
Hub Shell Washer	—	—	—	15-7045(2)
Hub Shell Grease Nipple	—	—	—	35-5016
Hub Shell Felt Washer	—	—	—	15-7048
Hub Bearing Thrust Nut, with peg	—	—	—	15-7049
Do. Locking Washer	—	—	—	26-6855
Hub Bearing Locknut	—	—	—	26-6861/6
Hub Dust Cap	—	—	—	15-7051/6
Hub Dust Cap Screw	—	—	—	24-7065/1(4)
Hub Spring Washer	—	—	—	24-7068(4)





# DETACHABLE WHEEL.



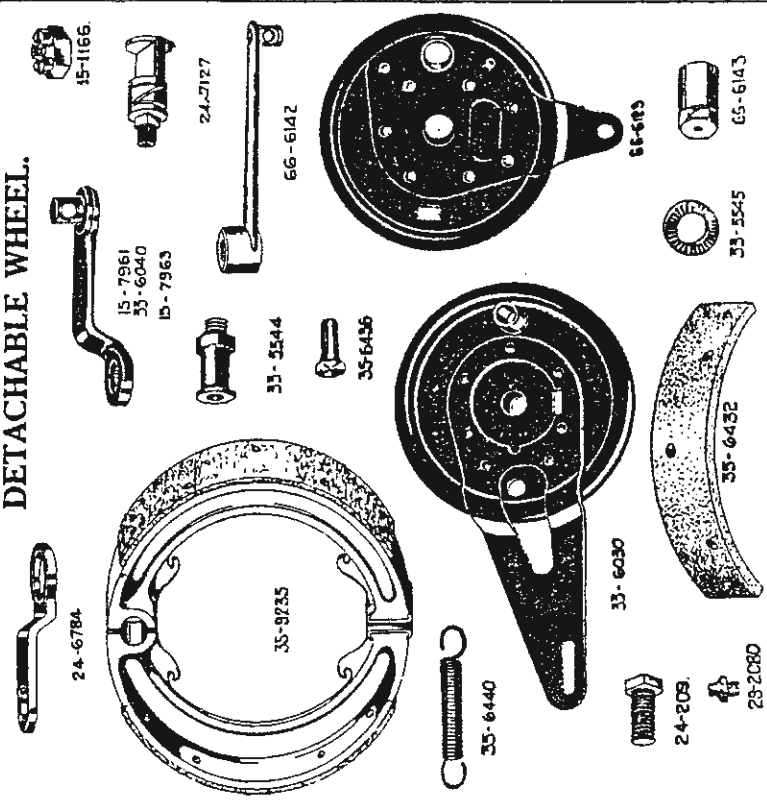
- Front Brake Cover Plate .. 33-5542
- Front Brake Cam .. 33-5576
- Brake Cam Bearing Nut .. 24-858
- Brake Cam Bearing Washer .. K235
- Do. Grease Nipple .. 28-2080

- Front Brake Fulcrum Pin .. 33-5544
- Fulcrum Pin Secured Washer .. 33-5545/6
- Fulcrum Pin Nut .. 15-1455/6
- Front Brake Shoe, with Lining .. 35-9235(2)
- Brake Shoe Lining .. 35-6432(2)
- Do. Rivet .. 35-6436(14)
- Brake Shoe Spring .. 35-6440(2)
- Front Brake Operating Lever .. 38-5584
- Do. Nut .. EB171/6
- Operating Lever Washer .. 15-431/6

## SPEEDO INTERNAL DRIVE.

- Speedo Drive Cover Plug (when speedometer is not fitted) .. 24-7132.1
- Speedometer Driving Wheel .. 33-5591
- Do. Distance Washer .. 33-5594
- Speedometer Driving Pinion (231.) .. 15-6936
- Speedometer Pinion Peg .. 15-6939
- Speedometer Drive Gearbox (left-hand drive) .. 28-5890
- Gearbox Adjusting Sleeve .. 24-5510/1
- Adjusting Sleeve Locknut .. 24-5511/1
- Adjusting Sleeve Clip .. 15-6989
- Adjusting Sleeve Clip Bolt .. 24-225/6
- Do. Bolt Nut .. EB113.6

## DETACHABLE WHEEL.



Bofors .... 25









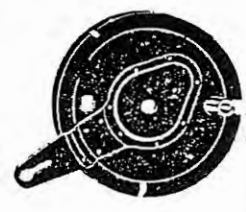

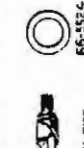















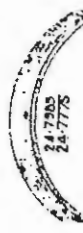



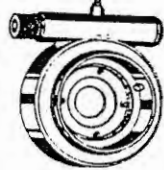


Quote Engine and Frame Numbers, with prefix letters, when ordering spares.

FRONT HUB AND WHEEL FITTINGS.

DESCRIPTION.	C10. C11. C12.	B29.	M20. M21. M23.	G14.
Front Wheel, with WM1-18 rim, with spindle and bearings (less brake and tyre).	29-5717	—	—	—
Front Wheel Rim (WM1-18)	29-5553	—	—	—
Front Wheel Spoke (right-hand)	27-7018(20)	—	—	—
Do. (left-hand)	24-7012(10)	—	—	—
Do. (left-hand)	27-7010(10)	—	—	—
Front Wheel Spoke Nipple	27-6813(40)	—	—	—
Front Wheel, with WM1-20 rim, with spindle and bearings (less brake and tyre).	29-5718	—	60-5534	—
Front Wheel Rim (WM1-20)	29-5554	—	—	—
Front Wheel Spoke (right-hand)	27-7011(20)	—	60-5497	—
Do. (left-hand)	27-7013(20)	—	24-6813(20)	—
Do. Nipple	27-6813(40)	—	27-6813(40)	—
Front Wheel, with WM2-19 rim, with spindle and bearings (less brake and tyre).	—	65-5780	—	—
Front Wheel Rim (WM2-19)	—	—	—	—
Front Wheel Spoke (short)	—	65-5520	—	—
Do. (long)	—	24-6809(20)	—	—
Front Wheel Spoke Nipple	—	24-7012(20)	—	—
Front Wheel, with WM3-18 rim, with spindle and bearings (less brake and tyre).	—	27-6810(40)	—	—
Front Wheel Rim (WM3-18)	—	—	60-5535	—
Front Wheel Spoke (short)	—	—	—	—
Front Wheel Spoke (long)	—	—	—	—
Front Wheel Spoke Nipple	—	—	—	—
Front Wheel, with WM3-19 rim, with spindle and bearings (less brake and tyre).	—	—	—	—
Front Wheel Rim (WM3-19)	—	—	—	—
Front Wheel Spoke (short)	—	—	—	—
Front Wheel Spoke (long)	—	—	—	—
Front Wheel Spoke Nipple	—	—	—	—
Front Hub, with spindle and bearings (less brake).	—	—	—	—
Front Hub only, with fittings	29-5724	65-5785	—	—
Front Hub Cap	29-5701(2)	—	—	—
Front Hub Cone	29-5700	—	—	—
Do. (adjusting)	29-6153	—	—	—
Front Hub Cone Locknut	24-7000/1	—	—	—
Front Hub Ball	A" diam. (20)	—	—	—
Front Hub Roller Bearing	—	—	—	—
Front Hub Felt Washer Retaining Ring (right-hand).	—	24-7058(2)	24-6860(2)	—
Do. (left-hand)	—	—	24-6841	—
Front Hub Felt Washer (right-hand)	24-7047	—	24-6816(2)	—
Do. (left-hand)	24-7047	—	24-6792	—
Felt Washer Retaining Cap	29-5710(2)	—	60-5525	—
Do. Washer	29-5715(2)	—	—	—
Front Hub Grease Nipple	35-5016	—	35-5016	—
Do. Oil Retaining Washer	29-5905	—	—	—
Do. Spindle	29-5733	65-5797	60-5526	—
Front Hub Speedometer Locknut	27-6716	—	—	—
Do. Washer	15-8164	—	—	—
Front Hub Spindle Nut	27-6732/6(2)	27-6732/6(2)	15-6737/6(2)	—
Front Hub Spindle Locknut	—	27-6718/8	24-6094/6	—
Do. Lockout Washer	—	15-8164	36-3528(2)	—
Do. Washer	—	—	60-5524	—
Do. Bearing Locknut	—	—	24-6868/6	—

Do. Adjusting Sleeve	60-5001(2)	—	24-6807/6
Do. Locknut	—	—	24-898/6
Front Hub Distance Piece	29-5690/6	—	24-7051/6
FRONT WHEEL BRAKE.			
Front Wheel Cover Plate, complete with fixed fittings.	29-5728	65-5793	60-5580
Do. (M23 only)	—	—	60-5590/3
Front Brake Shoe, with lining (r.-h.)	24-7767	65-8179	35-9235
Do. (left-hand)	24-7768	65-8180	35-9235
Brake Shoe Lining	24-7775(2)	24-7985(2)	35-6492(2)
Do. Rivet	24-7090(14)	24-7990(18)	35-6496(14)



FRONT HUB AND WHEEL FITTINGS.

29-5724 29-5701(2) 29-5700 29-6153 24-7000/1 A" diam. (20)

24-7047 24-7047 29-5710(2) 29-5715(2) 35-5016 29-5905 29-5733 27-6716 15-8164 27-6732/6(2)

24-6816(2) 24-6792 60-5525 35-5016 60-5526 15-6737/6(2)

24-6094/6 36-3528(2) 60-5524 24-6868/6

29-5728 24-7767 24-7768 24-7775(2) 24-7090(14) 24-7990(18)

65-5793 65-8179 65-8180 24-7985(2) 24-7990(18)

60-5580 60-5590/3 35-9235 35-9235 35-6492(2) 35-6496(14)

29-5724 29-5701(2) 29-5700 29-6153 24-7000/1 A" diam. (20)

24-7047 24-7047 29-5710(2) 29-5715(2) 35-5016 29-5905 29-5733 27-6716 15-8164 27-6732/6(2)

24-6816(2) 24-6792 60-5525 35-5016 60-5526 15-6737/6(2)

24-6094/6 36-3528(2) 60-5524 24-6868/6

29-5728 24-7767 24-7768 24-7775(2) 24-7090(14) 24-7990(18)

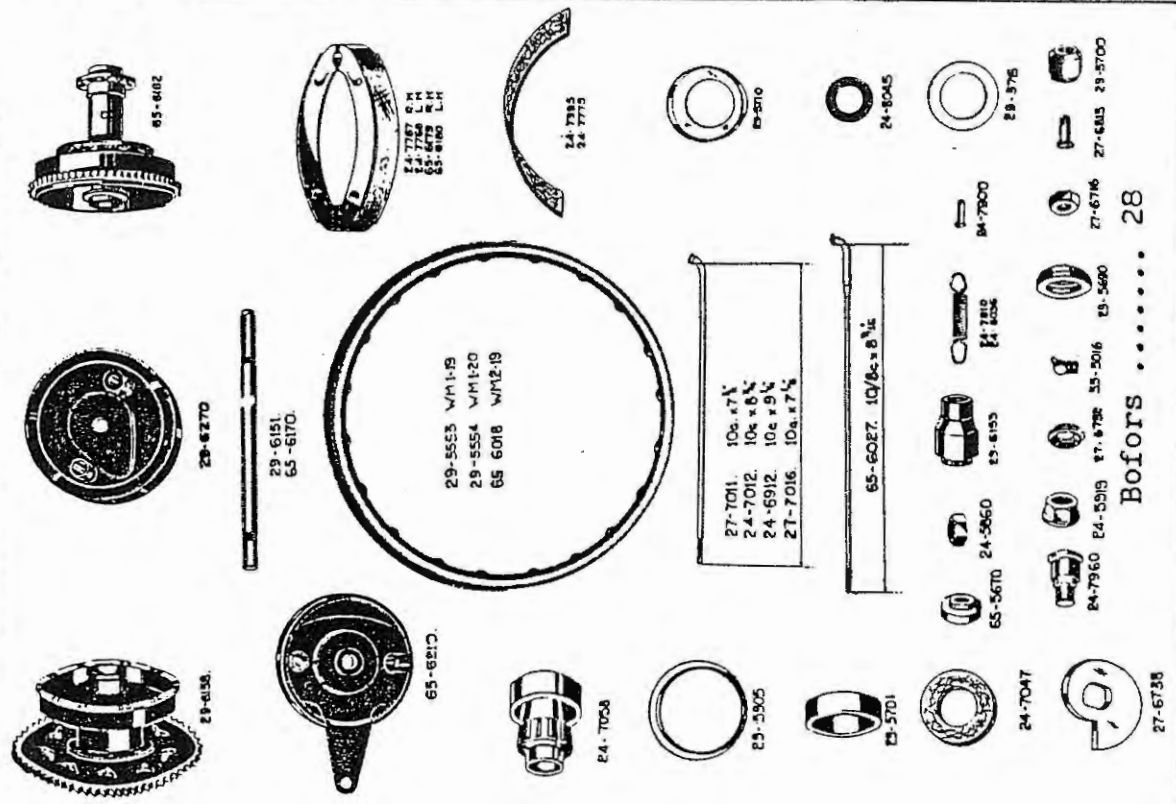
65-5793 65-8179 65-8180 24-7985(2) 24-7990(18)

60-5580 60-5590/3 35-9235 35-9235 35-6492(2) 35-6496(14)



	29-6210	US 6210
Rear Brake Cover Plate, with fixed fittings only.		
Rear Brake Fulcrum Pin ..	—	24-7880
Do. Serrated Washer ..	—	24-8045
Do. Nut ..	—	24-5860
Rear Brake Shoe, with lining (r.h.)	24-7767	65-6179
Do. (left-hand) ..	24-7768	65-6180
Rear Brake Shoe Lining ..	24-7775(2)	24-7985(2)
Do. Rivet ..	24-7980(14)	24-7990(18)
Rear Brake Shoe Spring ..	24-7810(2)	24-8056(2)

## REAR HUB AND WHEEL FITTINGS.



Brake Shoe Spring	24-80300(2)	24-80300(2)	24-80300(2)	24-80300(2)
Front Brake Cam	—	—	—	—
Brake Cam Grease Nipple	65-5673	65-5673	65-5673	65-5673
Brake Cam Bearing Oil Hole Clip	—	—	—	—
Front Brake Operating Lever	65-5674	65-5674	65-5674	65-5674
Do. Washer	65-5687	65-5687	65-5687	65-5687
Do. Nut	EB171/6	EB171/6	EB171/6	EB171/6
Front Brake Fulcrum Pin	24-7890	24-7890	24-7890	24-7890
Do. Serrated Washer	24-8045/6	24-8045/6	24-8045/6	24-8045/6
Do. Nut	24-5860/6	24-5860/6	24-5860/6	24-5860/6
Front Brake Anchor Strap	65-5682	65-5682	65-5682	65-5682
Do. Bolt	65-5683/6	65-5683/6	65-5683/6	65-5683/6
Do. Bolt Washer	K51A	K51A	K51A	K51A
Do. Bolt Nut	EA82/6	EA82/6	EA82/6	EA82/6

SPEEDOMETER DRIVE.			
Speedometer Drive	29-5738	29-5738	29-5738
Front Hub Barrel Cap (required when speedometer is not fitted).	29-5747	29-5747	29-5747

## REAR HUB AND WHEEL FITTINGS.

DESCRIPTION.	C10. C11. C12.	B29.	M20. M21. M23.	G14.
Rear Wheel, with WM2-19 rim, with spindle and bearing (less brake and tyre).	—	65-4082	—	—
Rear Wheel Rim (WM2-19)	—	65-9018	—	—
Rear Wheel Spoke (right-hand)	—	24-7012(20)	—	—
Do. (left-hand)	—	65-6027(20)	—	—
Do. Nipple	—	27-6813(40)	—	—
Rear Wheel, with WM1-19 rim, with spindle and bearings (less brake and tyre).	29-6161	—	—	—
Rear Wheel Rim (WM1-19)	29-5553	—	—	—
Rear Wheel Spoke (right-hand)	27-7016(20)	—	—	—
Do. (left-hand)	24-7012(20)	—	—	—
Do. Nipple	27-6813(40)	—	—	—
Rear Wheel, with WM1-20 rim, with spindle and bearings (less brake and tyre).	29-6162	—	—	—
Rear Wheel Rim (WM1-20)	29-5554	—	—	—
Rear Wheel Spoke (right-hand)	27-7011(20)	—	—	—
Do. (left-hand)	24-6912(20)	—	—	—
Do. Nipple	27-6813(40)	65-6114	—	—
Rear Hub, complete with chainwheel, spindle and bearings (less brake).	29-6180	—	—	—
Rear Hub, with chainwheel only, complete with cur's.	29-6158	—	—	—
Do. complete with bearings	—	65-6162	—	—
Rear Hub Cup	29-5701(2)	—	—	—
Rear Hub Cone	29-5700	—	—	—
Rear Hub Adjusting Cone	29-6153	—	—	—
Rear Hub Ball	1/2" diam. (20)	—	—	—
Rear Hub Bearing	—	24-7058(2)	—	—
Rear Hub Felt Washer	24-7047(2)	24-7047(2)	—	—
Rear Hub Retaining Cup	29-5710(2)	29-5710(2)	—	—
Rear Hub Oil Retaining Washer	23-5905	—	—	—
Rear Hub Washer	29-5715(2)	29-5715(2)	—	—
Rear Hub Adjusting Sleeve	—	65-5670(2)	—	—
Rear Hub Adjusting Plate	27-6738(2)	27-6738(2)	—	—
Rear Hub Spindle	29-6151	65-6170	—	—
Do. Nut	27-6732/6(2)	24-5919/6(2)	—	—
Do. Locknut	27-6716/6	27-6716/6	—	—
Rear Hub Grease Nipple	35-5016	35-5016	—	—
Rear Hub Distance Piece	22-5690/6(2)	—	—	—



## Rear Hub and Wheel Fittings—continued.

Rear Brake Cam	65-5673	65-5673
Do. Oil Hole Clip	65-5674	65-5674
Rear Brake Operating Lever, with stud	29-6028	65-6211
Operating Lever Washer	15-431/6	15-431/6
Operating Lever Nut	EB171/6	EB171/6
Rear Brake Anchor Plate Strap	—	65-7024
Do. Bolt	29-6110/6	24-209/6(2)
Bolt Washer	24-7911/6	E28(2)
Bolt Nut	—	15-1166/6(2)
Bolt Split Pin	—	15-1268(2)
Rear Brake Cam Steady Strap	—	65-6208

NOTE.—Figures in brackets denote number per set, e.g. (2), 2 per set. When no figures in brackets are shown one part constitutes a set.

When ordering Wheels or Wheel Parts particular note should be made as to size of tire or rim. Also state diameter of Brake Drum.

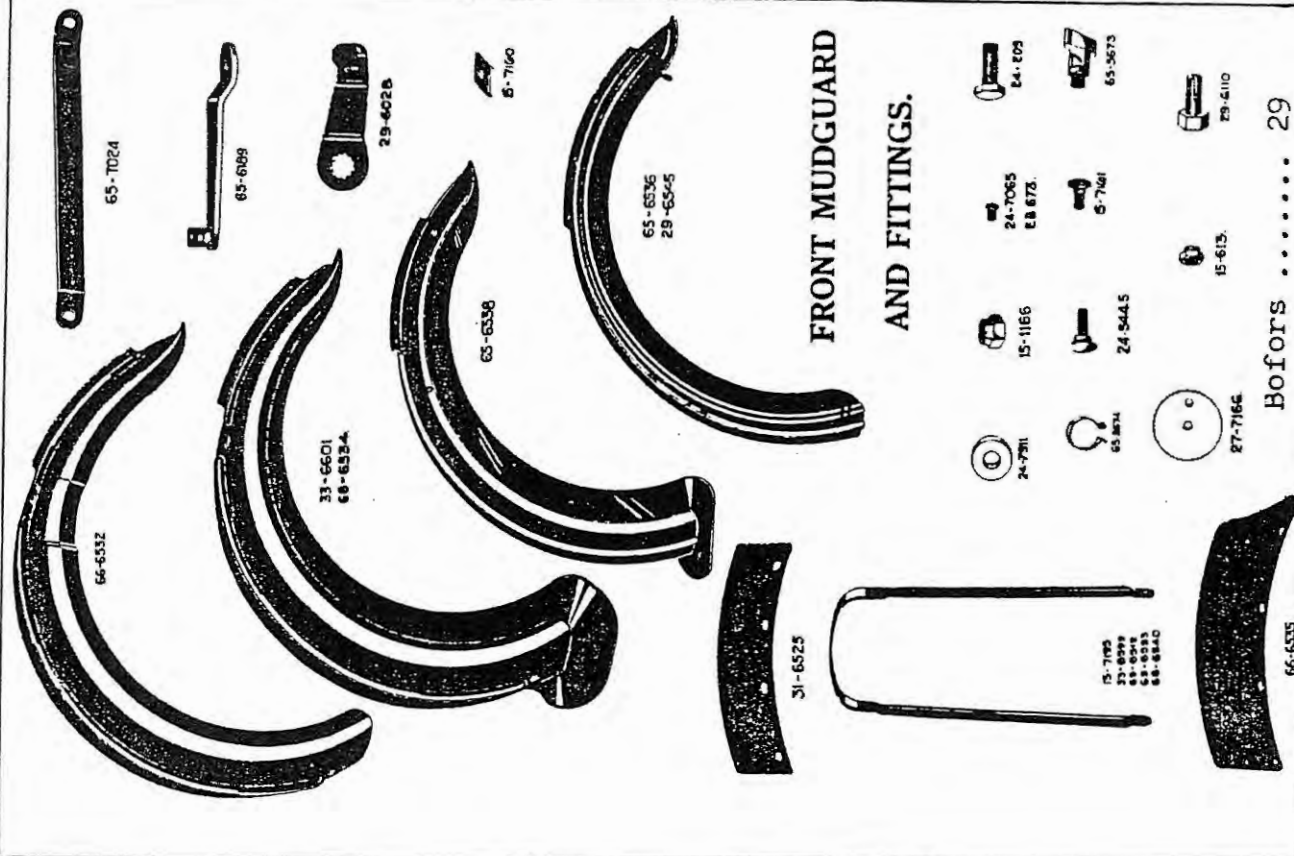
When ordering Wheels or Wheel Rims, please state finish and colour.

**ELECTRICAL EQUIPMENT:**

DESCRIPTION.	C10.		B29.	M20.		M28.	G14.
	C11.	C12.		M21.			
<b>J. LUCAS LTD., Great King Street, Birmingham.</b>							
Acetylene Unit	..	..	..	..	..	..	..
Dynamo	..	..	209424	..	..	..	463443
Distributor	..	..	407901	..	..	..	..
Coil	..	..	403022	..	..	..	..
Voltage Regulator	..	..	390706	..	..	380706	390706
Headlamp	..	..	515669	515532	515532	515532	515532
Tail Lamp	..	..	052116	052116	052116	052116	052116
Tank Panel, complete with cables	..	..	..	308421	308421	308421	308422
Battery (charged)	..	..	2384736	2384736	2384736	2384736	2384736
Electric Horn	..	..	700771	700771	700771	700771	066225

## FRONT MUDGUARD AND FITTINGS.

DESCRIPTION.	C10. C11. C12.	B29.	M20. M21. M22.	G14.
Front Mudguard, with fixed fittings	29-6545	65-6536	66-6532	—
Do. (valanced type) ..	—	85-6538	66-6534	33-6601
Front Mudguard Stay ..	85-6512(2)	85-6512	66-6540	—
Do. (for valanced type) ..	—	65-6533	15-7195	39-6599
Front Mudguard Stay Plate ..	—	—	15-7161(6/2)	15-7160(6/2)
Stay Plate Bolt ..	15-7161(8/4)	15-7161(5/2)	15-7161(6/2)	15-7161(6/2)
Stay Plate Washer ..	27-8569(6/4)	27-8560(6/2)	27-8569(6/2)	27-8560(6/2)
Stay Plate Spring Washer ..	K197(2)	X197(2)	—	K197(2)
Stay Plate Bolt Nut ..	EB113(6/4)	EB113(6/2)	EB113(6/2)	EB113(6/2)
Front Mudguard Stay Bolt ..	K132A(6/2)	K132A(6/2)	—	B751A(6/2)
Stay Bolt Washer ..	—	—	—	B751A(6/2)
Stay Bolt Nut ..	EB102(6/2)	M263(6/2)	M263(6/2)	EB102(6/2)
Bottom Stay Bolt ..	24-7148(6/2)	—	—	—
Bottom Stay Bolt Nut ..	EA111(6/2)	—	—	—
Front Mudguard Support Washer ..	—	—	27-7166(6)	—
Do. Bolt ..	—	—	15-7354(6)	—
Front Number Plate ..	66-6535	66-6535	66-6535	31-6525
Do. Screw ..	EB673(6/4)	EB673(6/4)	24-7065(6/4)	EB673(6/4)
Do. Screw Nut ..	25-7151(4)	25-7151(4)	25-7151(4)	25-7151(4)



Bofors ..... 29






Quote type numbers when ordering Replacement Components for any of the above-mentioned Accessories.  
 Reference should also be made to the Spare Parts Catalogues issued by the Individual manufacturers.

# REAR MUDGUARD AND FITTINGS.

DESCRIPTION.	C10. C11. C12.	B29.	M20. M21. M22.	G14.
Rear Mudguard Blade, complete with rivetted fittings only.	29-6850	65-6783	66-6940	33-6782
Rear Mudguard Tail ..	29-6853	65-6781	66-6941	33-6785
Tail Bolt ..	K132A/6(2)	15-7354/6(2)	66-6740-6(2)	—
Tail Bolt Washer ..	B751A/6(2)	—	—	—
Tail Hinge Bolt ..	—	—	—	—
Do. Spring Washer ..	—	—	—	24-225/6
Do. Bolt Nut ..	—	—	—	K197
Tail Hinge Bolt (top) ..	—	—	—	EB113/6
Do. Spring Washer (top) ..	—	—	—	24-7276/6(2)
Do. Nut ..	—	—	—	K197(2)
Rear Mudguard Connecting Strip ..	—	—	—	EB113/6(2)
Do. Bolt ..	—	—	—	33-6776
Do. Spring Washer ..	—	—	—	24-225/6
Do. Nut ..	—	—	—	K197
Rear Mudguard Tail Connecting Strip ..	—	—	—	M263/6
Rear Mudguard Top Bracket ..	—	—	—	24-7277
Backstay Clip Bolt ..	K132A/6	65-6770	M80	M80
Do. Spring Washer ..	K197	M284/6	K132A/6(2)	K132/6(2)
Do. Nut ..	M263/6	K197	K197(2)	*K197(2)
Bolt Washer ..	—	—	—	—
Bolt Fibre Washer ..	—	—	—	M283/6(2)
Rear Mudguard Chainstay Bridge Clip ..	—	—	—	—
Do. Bolt ..	—	—	—	—
Do. Washer ..	—	—	—	—
Do. Spring Washer ..	—	—	—	—
Do. Nut ..	—	—	—	—
Chainstay Bolt ..	24-8328/6	—	—	—
Do. Nut ..	EB113/6	—	—	—
Rear Mudguard Chainstay Distance Tube Connecting Bolt.	—	—	—	K132/6(2)
Do. Nut ..	—	—	—	M263/6(2)
Do. Spring Washer ..	—	—	—	K197(2)
Rear Number Plate ..	66-6943	66-6943	66-6948	66-6943
Do. Top Bolt ..	K132/6(2)	K132/6(2)	K132/6(2)	K132/6(2)
Do. Bottom Bolt ..	24-225/6	24-225/6	24-225/6	24-225/6
Do. Nut ..	EB113/6(3)	EB113/6(3)	EB113/6(3)	EB113/6(3)
Do. Washer ..	K197(3)	K197(3)	K197(3)	K197(3)
Do. Bolt Rubber Washer ..	15-7383	15-7383	15-7383	15-7383
Upright Stay ..	—	65-6906(2)	66-6945(2)	33-6803
Do. Chainguard Bracket Bolt ..	—	—	—	27-6742/6
Do. do. Nut ..	—	—	—	EA80/6
Do. do. Washer ..	—	—	—	F21/6
Upright Stay Bolt ..	—	—	—	—
Do. Washer ..	—	—	—	—
Do. Nut ..	—	—	—	—
Bottom Stay (right-hand) ..	29-6855	65-6804	K132A/6(2)	24-7347
Do. (left-hand) ..	29-6852	65-6805	M263/6(2)	24-7347
Bottom Stay Bolt ..	K132A/6(2)	K132A/6(2)	66-6891	B751/6(2)
Do. Washer ..	—	—	—	—
Do. Nut ..	—	—	—	15-447/6(2)
Bottom Bridge Bolt ..	—	—	—	B751/6(2)
Do. Washer ..	—	—	—	K294A/6(2)
Do. Nut ..	—	—	—	15-447/6(2)
Rear Mudguard Lifting Stay ..	29-6851	65-6803	66-6884	33-6825
Lifting Stay Top Bolt ..	K132A/6(2)	EB112/6(2)	M413/6(2)	—
Do. Nut ..	EB113/6(2)	M263/6(2)	EA80/6(2)	—
Do. Washer ..	K359A/6(2)	B751A/6	K359A/6(2)	—

Lifting Stay Saddle Washer ..	—	—	—	—
Do. Packing Piece ..	15-7342/6(2)	15-7343/6(2)	15-7343/6(2)	15-7343/6(2)
Do. Bottom Bolt (right-hand) ..	M413/6	M413/6	M413/6	M413/6
Do. do. (left-hand) ..	27-6311/6	27-6311/6	27-6311/6	27-6311/6
Bolt Nut ..	24-6040/6(2)	24-6040/6(2)	24-6040/6(2)	24-6040/6(2)
Bolt Washer ..	F21/6(2)	F21/6(2)	F21/6(2)	F21/6(2)





# Rear Mudguard and Fittings—Continued.

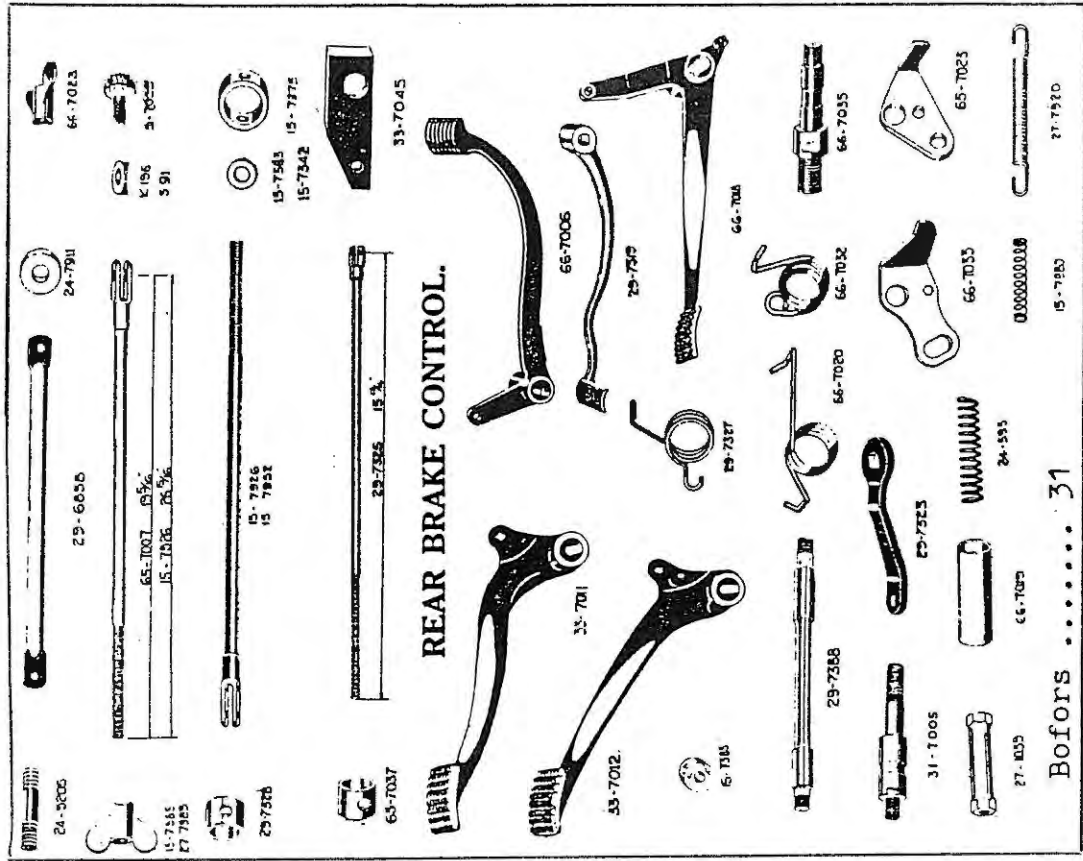
Rear Mudguard Changuard Bolt ..	K132A/6	—	—	15-7989	15-7989	15-7989
Do. Nut ..	EB113/6	—	—	24-593/1	24-593/1	24-593/1
Pillion Seat Support Stay (right-hand)	29-6858	—	—	15-7985/1	15-7985/1	15-7985/1
Do. (left-hand) ..	29-6858	—	—	65-7037	65-7037	65-7037
Do. Bolt ..	K132A/6	—	—	—	—	—
Do. Bolt Nut ..	EB113/6(2)	—	—	—	—	—
Do. Bolt Washer ..	B751A/6(2)	—	—	66-7034	66-7034	66-7034
Voltage Control Bolt ..	M253/6(2)	—	—	—	—	—
Do. Washer ..	B751A/6(4)	—	—	66-7018	66-7018	66-7018
Do. Washer (thin) ..	27-8560/6(6)	—	—	66-7019	66-7019	66-7019
Do. Nut ..	M263/6(4)	—	—	M253/6	M253/6	M253/6
Do. Locknut ..	EB102/6(2)	—	—	66-7020	66-7020	66-7020
Do. Rubber ..	15-7383(2)	—	—	—	—	—

## SADDLES AND SPARKING PLUGS.

DESCRIPTION.	C10. C11. C12.	H29.	M20. M21.	M23.	G14.
<b>H. TERRY &amp; SONS LTD., Redditch.</b>					
Saddle ..	S802	—	S707	S707	S656
Saddle (Export) ..	—	—	—	—	S721
<b>DUNLOP RUBBER CO. LTD., Fort</b>					
Saddle ..	F89/4S.P.	—	—	—	—
<b>J. B. BROOKS &amp; CO. LTD., Great</b>					
Saddle ..	—	B182	—	—	—
<b>K.L.G. SPARKING PLUGS LTD.,</b>					
Putney Vale, London, S.W.15.	L777	831	L777	831	777
Sparkplug ..	—	—	—	—	—

## REAR BRAKE CONTROL.

DESCRIPTION.	C10. C11. C12.	B29.	M20. M21. M23.	G14.
<b>Rear Brake Pedal</b> ..	29-7319	66-7005	66-7006	33-7012
Do. (M23 only) ..	—	—	66-7006/3	—
Rear Brake Pedal Grease Nipple ..	—	24-2080	—	27-7920
Do. Spring ..	29-7327	66-7032	66-7032	—
Spring Bolt ..	—	27-6037	EA76/6	—
Spring Bolt Nut ..	—	—	K234/6/6	—
Spring Stop Plate ..	—	65-7023	66-7033	33-7045
Do. Washer ..	—	—	26-1005/6	—
Spring Stop, with stud ..	—	—	—	31-7009
Spring Stop Nut ..	—	—	66-7035	27-1059/6
Rear Brake Pedal Spindle ..	—	66-7029	15-1455/6	31-7005
Pedal Spindle Locknut ..	—	15-541/6	15-541/6	EA82/6
Pedal Spindle Nut ..	—	—	30-680/6	24-7911/6
Do. Washer (black) ..	—	30-660/6	—	—
Pedal Shaft ..	29-7388	—	—	—
Do. Lever ..	29-7323	—	—	—
Do. Nut ..	27-8059/6(2)	—	—	—
Do. Washer ..	M101A/6(2)	—	—	—
Rear Brake Rod, with toggle end ..	29-7325	65-7007	65-7007/3	15-7020
Toggle End Screw ..	EB72/1	27-4517/1	27-4517/1	27-4517
Do. Nut ..	EB102/1	EB102/1	EB102/1	EB102/1
Do. Spring Washer ..	—	K187	K187	K187



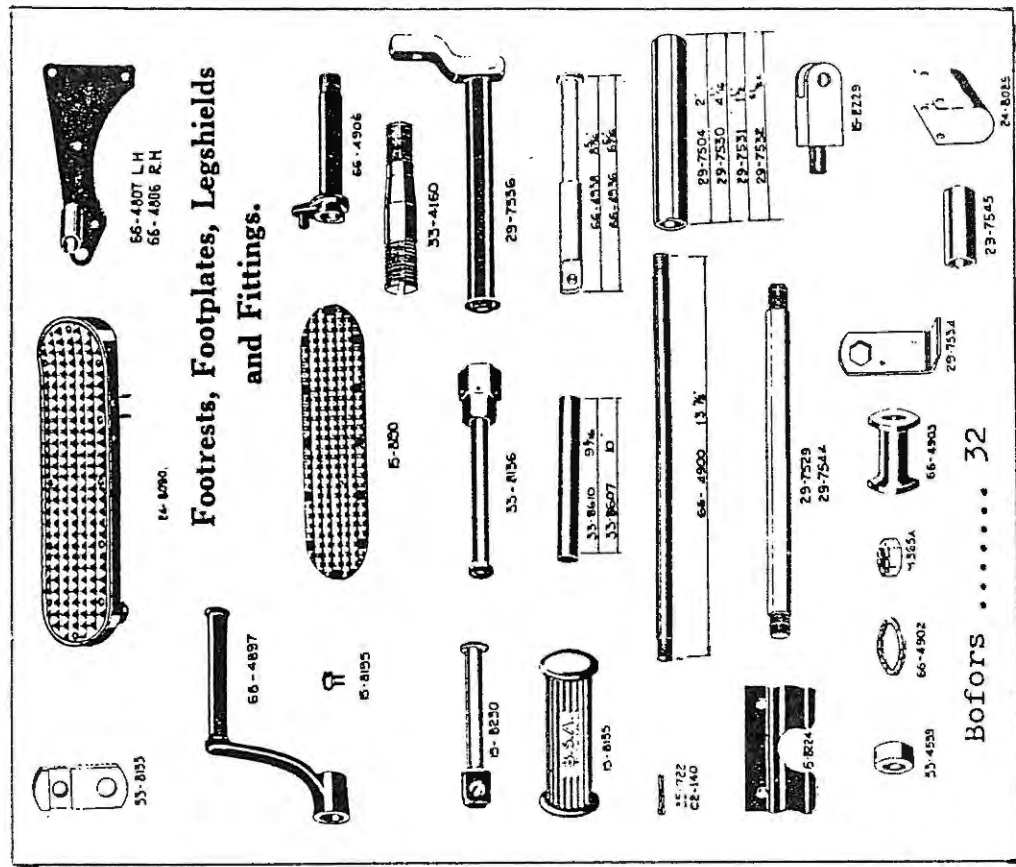


Rear Brake Stop, with stud	31-7009	—	—	—
Do. Stud Nut	27-1089/8	—	—	—
Rear Brake Pedal Spindle	31-7005	—	—	—
Pedal Spindle Locknut	EA60/6	—	—	—
Pedal Spindle Nut	EA82/6	—	—	—
Rear Brake Rod, with toggle end	24-7911/6	—	—	—
Toggle End Screw	15-7852	—	—	—
Do. Nut	27-4517/1	—	—	—
Do. Spring Washer	EB102/1	—	—	—
Rear Brake Rod Spring	K197	—	—	—
Do. Locknut	15-7880	—	—	—
Do. Wing-nut	24-563/1	—	—	—
Do. Bush	66-7023	—	—	—
Do. Grease Nipple	65-7037	—	—	—
Do. Grease Nipple Washer	28-2080	—	—	—
Do.	S81/6	—	—	—

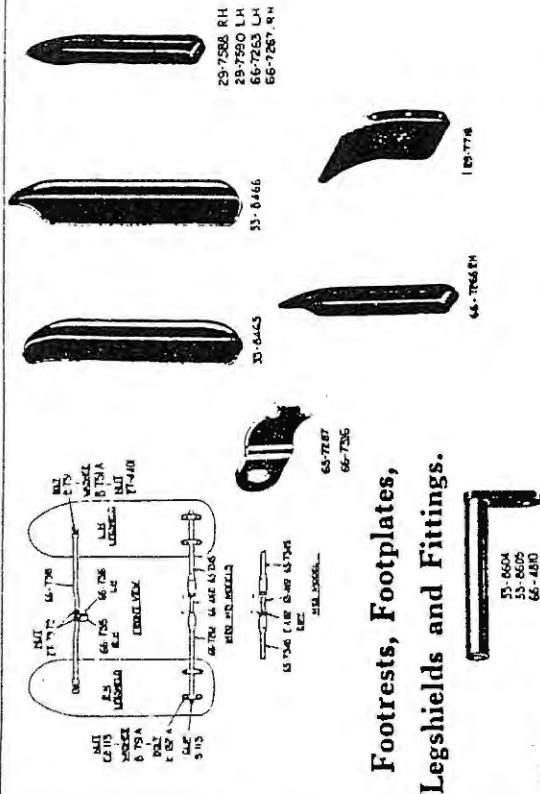
## Footrests, Footplates, Legshields and Fittings.

DESCRIPTION.	C10. C11. C12.	B29.	M20. M21. M23.	G14.
<b>FOOTRESTS.</b>				
Footrest Arm, with spindle	29-7556(2)	—	—	—
Footrest Rubber	15-8155(2)	15-8155(2)	15-8155(2)	—
Footrest Rod	—	66-4900/1	66-4900/1	—
Do. (right-hand)	29-7529/6	—	—	—
Do. (left-hand)	29-7544/6	—	—	—
Footrest Rod Spring Washer	35-35(4)	—	—	—
Do. Nut	27-8059/6(4)	15-5753/6 2)	15-5753/6(2)	—
Do. Distance Tube (right-hand)	29-7530	—	—	—
Do. do. (left-hand) (engine plate)	29-7504	—	—	—
Do. do. (left-hand) (front chain- case).	29-7531	—	—	—
Do. do. (left-hand) (chaincase and engine plate).	29-7545	—	—	—
Do. do. (left-hand)	29-7532	—	—	—
Do. Distance Tube	—	66-4906(2)	66-4906(2)	—
Footrest Brake Pedal Stop Plate	28-7534	—	—	—
Footrest Cork Washer	66-4902(2)	66-4902(2)	66-4902(2)	—
Chaincase Distance Piece	66-4903	66-4903(2)	66-4903(2)	—
Front Chaincase Sealing Washer	30-729/6(2)	—	—	—
Footrest Rod Washer	—	24-5914/6(2)	24-5914/6(2)	—
Footrest Bracket	—	66-4897(2)	66-4897(2)	—
<b>B.S.A. PILLION FOOTRESTS (Folding Pattern).</b>				
Pillion Footrest Spindle (left-hand)	Required when Nos. 12, Ba, 6a or 6c sidecar chassis is fitted.	33-8136	33-8136	33-8136
Do. Split Pin (left-hand)	—	35-722	35-722	35-722
Pillion Footrest Spindle	—	66-4936	66-4936	*15-8230(2)
Do. (right-hand)	—	66-4938	66-4938	—
Do. (left-hand) (when twin up- swept pipes are fitted).	—	66-4938	66-4938	—
Pillion Footrest Spindle Rubber	—	15-8155(2)	15-8155(2)	15-8155(2)
Do. Bolt	—	27-6312/6(2)	27-6312/6(2)	EB144/6(2)
Do. Bolt Nut	—	EA80/6(2)	EA80/6(2)	EB106/6(2)
Do. Bolt Spring Washer	—	—	—	EB150/4)
Pillion Footrest Spindle Fork	—	—	—	15-8229(2)
Do. Fork Nut	—	—	—	B806/6(2)
Pillion Footrest Spring Washer	—	—	—	35-36(2)
Do. Stud (right-hand) (chain- stay lug).	—	—	—	33-4160/1
Do. Stud Nut	—	—	—	M365A/6
Do. Plate	—	—	—	*33-8133(2)
Do. Collar	—	—	—	*33-4599(2)
Do. Split Pin	—	—	—	C2-140(2)
<b>FOOTPLATES.</b>				
Footplate, complete with mat and clips	—	—	24-8090(2)	24-8090(2)
Do. Rubber Mat	—	—	15-8190(2)	15-8190(2)
Do. Rivet	—	—	15-8195(24)	15-8195(24)

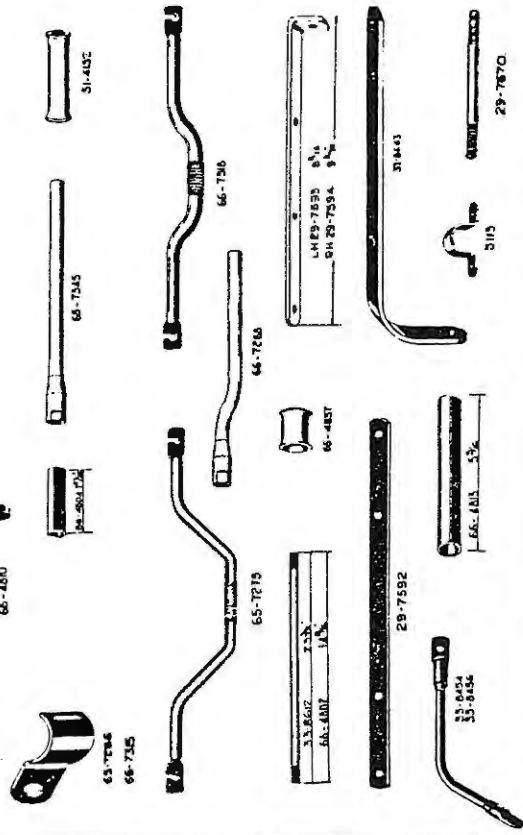
Do. Spring Clip	15-8224(4)	15-8224(4)
Do. "U" Clip	24-8085(2)	24-8085(2)
Do. Spring Clip Bolt	24-8328/1(8)	24-8328/1(8)
Do. do. Nut	EB113/1(8)	EB113/1(8)
Do. do. Washer	K197(8)	K197(8)
Footplate Support (left-hand)	66-4807	66-4807
Do. (right-hand)	66-4806	66-4806
Footplate Front Support Rod	—	33-8612/6
Do. Nut	—	15-5753/6(2)
Do. Distance Tube	—	31-4192(2)
Footplate Rear Support Rod	66-4804	66-4804
Do. Support Sleeve (left-hand)	90-729(2)	90-729(2)
Do. Washer	65-4837	65-4837
Do. Distance Piece	66-4813	66-4813
Do. do. (right-hand)	66-4810	66-4810
Do. Rear Support Bracket (r.b.)	66-4810	66-4810
Do. do. (left-hand)	24-5914/6(2)	24-5914/6(2)
Footplate Rear Support Rod Washer	15-5755/6(2)	15-5755/6(2)
Do. Nut	—	—







**Footrests, Footplates,  
Legshields and Fittings.**

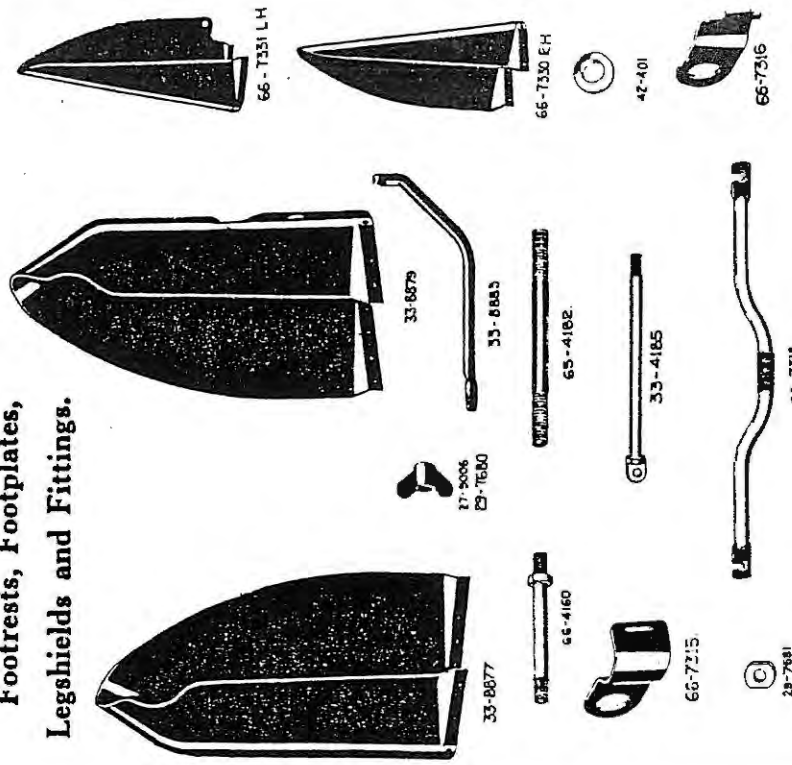


**LEGGSHIELDS FOR FOOTRESTS.**

Legshield, complete assembly (when band gear change is fitted).	29-7586	—	69-7255	33-8469
Legshield, complete assembly (when foot gear change is fitted).	29-7586	—	69-7253	33-8459
Do. (M20, M21 only) .. ..	—	—	69-7250	—
Legshield (left-hand) .. ..	29-7590	—	66-7263	33-8465
Do. (right-hand) (when band gear change is fitted).	29-7598	—	66-7268	33-8466
Do. (right-hand) (when foot gear change is fitted).	29-7598	—	66-7267	33-8465
Legshield Support Tube (right-hand) Do. (left-hand) .. ..	—	—	—	33-8454
Do. Bolt (frame) .. ..	—	—	—	33-8456
Do. Bolt Washer .. ..	—	—	—	EB700/8(2)
Do. Bolt Washer .. ..	—	—	—	24-6035(2)
Legshield Support Tube (top) ..	65-7279	—	66-7318	—
Do. Frame Clip (right-hand) ..	65-7286	—	66-7315	—
Do. do (left-hand) .. ..	65-7287	—	66-7311	—

[illegible]

**Footrests, Footplates,  
Legshields and Fittings.**



Bofors ..... 33





# Footrests, Footplates, Legshields and Fittings—continued.

DESCRIPTION.	C10. C11. C12.	B29.	M20. M21. M23.	G14.
Engine Plate Crankcase Bolt (M20, M21 only).	—	—	66-4180	—
Crankcase and Frame Bolt (top, front) (M23 only).	—	—	65-4182	—
Chainstay and Sidecar Connecting Bolt.	—	—	—	33-4185/1
Do. Bolt Washer	—	—	—	30-729/6(2)


## LEGSHIELDS FOR FOOTPLATES.

Legshield, complete assembly	—	—	—	33-8875
Legshield (right-hand)	—	—	66-7330	33-8877
Do. (left-hand)	—	—	66-7331	33-8878
Legshield Rubber Grommet	—	—	42-401	—
Legshield Fitting	—	—	EB679/6(16)	EB679/6(16)
Do. Spring Washer	—	—	24-7068(16)	24-7068(16)
Do. Nut	—	—	EB116/6(16)	EB116/6(16)
Legshield Front Support Tube	—	—	66-7318	33-8893(2)
Do. Nut	—	—	27-7879/6(2)	—
Do. Bolt (frame)	—	—	—	ED700/6(2)
Do. do. Washer	—	—	—	15-5155/1(2)
Legshield Frame Clip (right-hand)	—	—	66-7315	—
Do. (left-hand)	—	—	66-7316	—
Front Support Tube Bolt	—	—	21-402	15-4207/6(2)
Do. Wing-nut	—	—	29-7680/1(2)	27-8008/1(2)
Do. Locknut	—	—	29-7681(2)	—
Do. Washer	—	—	27-8580/6(2)	K231A/6(2)
Do. Washer	—	—	25-7180/6(2)	—

## CHAINCASE, CHAINGUARD AND FITTINGS.

DESCRIPTION.	C10. C11. C12.	B29.	M20. M21. M23.	G14.
CHAINCASE.				
Chaincase (front), with fixed fittings	29-8052	66-7502	66-7502	33-7875
Do. (M23 only)	—	—	66-7525	—
Chaincase Inspection Cap	27-209	27-209	27-209	—
Do. Washer	27-207	27-207	27-207	—
Chaincase Inspection Cover	—	—	—	24-8737
Do. Rivet	—	—	—	S172
Do. Rivet Washer	—	—	—	S173
Chaincase Securing Bolt	29-8079/6(3)	65-7550/6(3)	65-7550/6(3)	—
Do. Spring Washer	24-8784(3)	24-8784(3)	24-8784(3)	—
Chaincase (rear), with fixed fittings and sliding plate.	—	65-7578	66-7601	33-7890
Chaincase (rear), with fixed fittings	29-8054	—	—	—
Chaincase Inspection Cover	—	—	—	24-8742
Do. Rivet	—	—	—	S172
Do. Rivet Washer	—	—	—	S173
Front and Rear Chaincase Fixing Screw.	EB379/6(16)	EB379/6(16)	EB379/6(16)	—
Do. Spring Washer	24-7068(16)	24-7068(16)	24-7068(16)	—
Chaincase Joint Washer	66-7514	66-7514	66-7514	—
Chaincase (rear) Felt Washer	—	15-8814	15-8814	—
Chaincase and Crankcase Joint Wkr.	66-7575	66-7575	66-7575	—
Chaincase Oil Level Plug	66-7517/6	66-7517/6	66-7517/6	—
Do. Washer	EB242	EB242	EB242	—
Chaincase Oil Drain Plug	15-645/1	15-645/1	15-645/1	—
Do. Washer	66-7518	66-7518	66-7518	—

Chaincase Stud	—	—	—	M263 1
Do. Stud Nut	—	—	—	27-8560/6
Do. Stud Washer	—	—	—	EA80/1
Do. Stud Nut (inside)	—	—	—	24-8784
Do. Stud Spring Washer	—	—	—	33-7536
Chaincase Distance Piece	—	—	—	33-7537/1
Chaincase Attachment Bolt	—	—	—	EB76A
Do. Washer	—	—	—	—
CHAINGUARD.				
Chainguard, with fixed fittings	29-8304	65-7700	66-7806	33-8030
Chainguard, complete with front end	—	—	—	33-8029
Chainguard Front End, with stud	—	—	—	33-8037
Chainguard and Front End Connecting Bolt.	—	—	—	15-645/6(2)
Do. Washer	—	—	—	B751A/6(2)



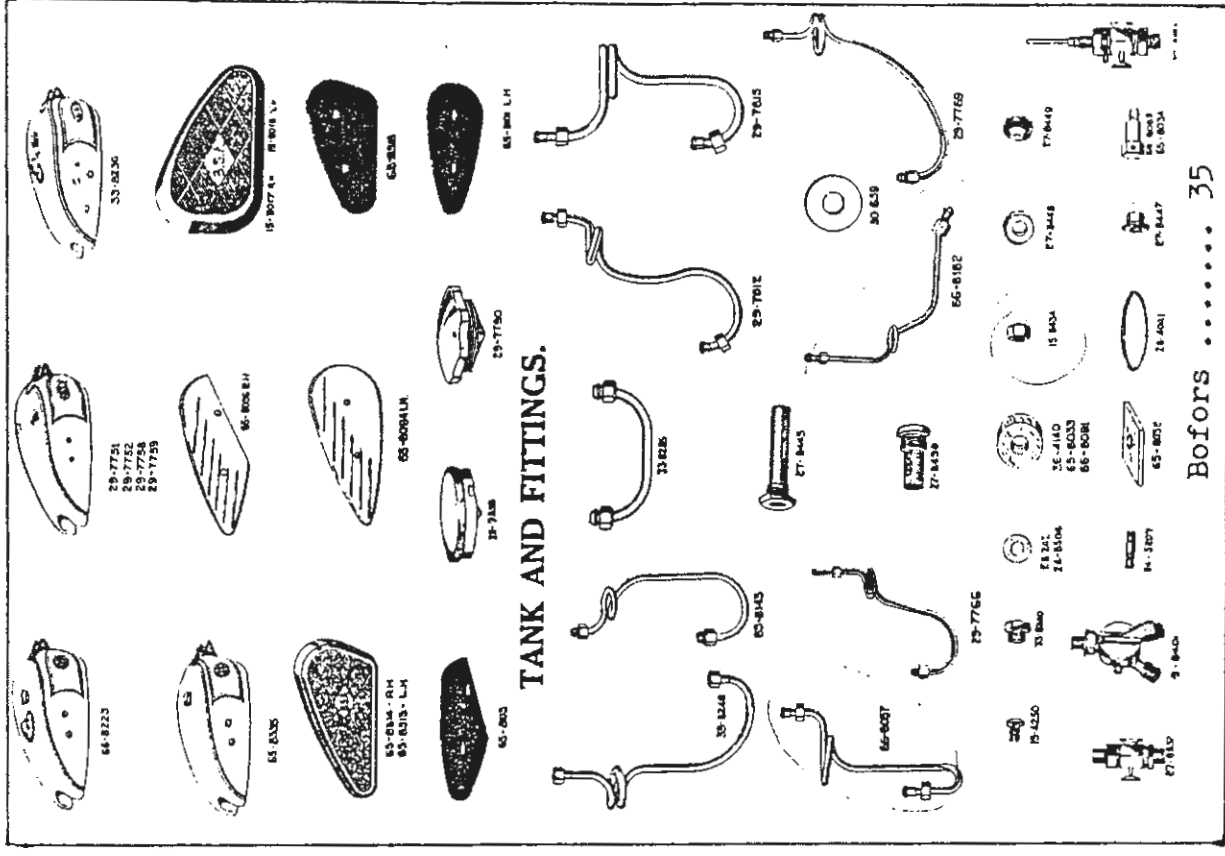


Changguard Attachment Bolt (front)	15-645/6(2)
Changguard Securing Nut	M263/6
Do. Washer	K234A/8
Do. Spring Washer	—
Changguard (bottom)	15-8833
Changguard Bolt	1-4606/1(3)
Do. Washer	26-9461/1(3)
Do. Nut	23-7151/1(3)

## TANK AND FITTINGS.

DESCRIPTION.	C10. C11. C12.	B29.	M20. M21. M23.	G14.
Petrol Tank, with fixed fittings (Matt Silver) (foot change).	29-7758	—	—	—
Do. (foot change).	29-7751	—	—	—
Petrol Tank, with fixed fittings (chromium plated with Matt Silver panels) (foot change).	29-7752	85-8335	66-8223	—
Do. (hand change).	29-7759	—	—	—
Petrol Tank, with fixed fittings (chromium plated with Matt Silver panels).	—	—	—	33-8238
Tank Connection Pipe, with nipples	—	—	33-8255/1	33-8255/1
Tank Filler Cap	29-7780(2)	29-7898	29-7898	29-7898
Do. Washer	28-4041(2)	—	—	—
Tank Socket Plug	—	—	—	33-8240/1
Do. Washer	—	—	65-8094	24-8504
Knee Grip Rubber (left-hand) (hand change).	—	—	—	—
Do. (right-hand) do.	—	—	65-8096	—
Do. (left-hand) (foot change)	65-8315	85-8315	—	15-8018
Do. (right-hand) do.	65-8314	85-8314	85-8314	15-9017
Knee Grip Setscrew (required when foot change is fitted).	—	—	—	15-4250/1
Knee Grip Plate (left-hand) (foot change).	65-8318	85-8318	65-8318	—
Do. (hand change)	—	—	65-8101	—
Do. (right-hand) (foot change)	65-8318	85-8318	85-8318	—
Do. (hand change)	—	—	85-8103	—
Knee Grip Plate Screw	EA76/1(4)	EA76/1(4)	EA76/1(4)	—
Tank Rear Support Bolt	65-8034/1(2)	65-8034/1(2)	65-8034/1(2)	24-8207/1(2)
Do. Bolt Washer	30-659/1(2)	30-659/1(2)	30-659/1(2)	F21/1(2)
Do. Bolt Nut	—	—	—	EA80/1(2)
Do. Rubber Washer (top)	65-8032(2)	65-8032(2)	65-8032(2)	24-8514(2)
Do. do. (bottom)	66-8091(2)	66-8091(2)	66-8091(2)	—
Tank Front Support Bolt	M413/1(2)	M413/1(2)	M413/1(2)	M413/1(2)
Do. Sleeve	27-8447/1(2)	27-8447/1(2)	27-8447/1(2)	27-8447/1(2)
Tank Front Support Rubber	27-8448(2)	27-8448(2)	27-8448(2)	27-8448(2)
Do. Rubber Buffer Cup	27-8449/1(2)	27-8449/1(2)	27-8449/1(2)	27-8449/1(2)
Petrol Tap (one-way)	27-8552	27-8552	—	—
Do. (two-way)	—	—	—	15-8401
Do. (two level)	—	—	27-8553	—
Do. Washer	EB242	EB242	EB242	EB242
Petrol Tank Filter	27-8436 1	27-8436 1	27-8436 1	27-8436 1
Do. Washer	24-8504	24-8504	24-8504	24-8504
Petrol Pipe, with unions and nuts (M20, M21 only).	—	—	66-8182/1	—
Do. (M29 only)...	—	—	66-8087/1	—
Petrol Pipe, with unions and nuts...	—	65-8143.1	—	39-8246/1
Do. (C12 only) (when air cleaner is not fitted).	29-7786/1	—	—	—
Do. (when air cleaner is fitted)	29-7789/1	—	—	—
Petrol Pipe, with unions and nuts (C10 only).	29-7812/1	—	—	—
Do. (C11 only)...	29-7815/1	—	—	—
Petrol Pipe Nut (tap)	K464A/1	—	K464A/1	K464A/1
Do. (carburettor)	15-8434/1	15-8434/1	15-8434/1	15-8434/1

Cylinder Priming Tap, with pipe	33-7441
Do. Washer	EB242
Do. Socket	27-8441
Do. Washer	24-8504
Cylinder Priming Pipe (rear cylinder)	33-8248
Do. Nut	K464A/1
Volage Control Stud Spring Washer	24-978(2)
Do. Nut	1-6032/1(2)
Rear Tank and Coll Fixing Bolt	65-8034/1(2)
Do. Washer (rubber)	65-8038(2)
Do. Washer	29-7798(2)



## TANK AND FITTINGS.







Oil Pipe Connection Clip ..	65-2067(2)	65-2067(2)	—
Do. Inner Strip ..	65-2068(2)	65-2068(2)	—
Do. Screw ..	C2-154(2)	C2-154(2)	—
Do. Nut ..	C2-158(2)	C2-158(2)	—
Oil Tank Fixing Bolt ..	15-480(6/3)	15-480(6/3)	15-1555/1(2)
Do. (bottom) ..	F21/6(3)	F21/6(3)	27-8972/1
Oil Tank Fixing Bolt Washer ..	F21/6(3)	F21/6(3)	27-8972/1
Oil Tank Distance Collar ..	66-8347(3)	66-8347(3)	33-8301(3)
Oil Tank Rubber Mounting ..	—	—	—

NOTE.—Figures in brackets denote number per set, e.g. (2), 2 per set.  
When no figures in brackets are shown one part constitutes a set.

When ordering Petrol Tanks, please specify colour.

When ordering Instrument Panel, please specify colour.

Quote Engine and Frame Numbers, with prefix letters, when ordering spares.

## HANDLEBAR CONTROLS.

DESCRIPTION.	C10. C11. C12.	B29.	M20. M21. M23.	G14.
--------------	----------------------	------	----------------------	------

FRONT BRAKE CONTROL (when Lever or Twist Grip Throttle with other controls of lever type—not B.S.A. Clamp-on Pattern—are fitted).

Front Brake Control, complete less cable and cover.	65-8600/3	65-8600/3	—	—
Handlebar Control Body ..	65-8610/3	65-8610/3	—	—
Handlebar Control Lever ..	65-8611/3	65-8611/3	—	—
Clutch Lever Fulcrum Pin ..	65-8612/3	65-8612/3	—	—
Fulcrum Pin Nut ..	65-8613/1	65-8613/1	—	—
Control Body Clip ..	65-8614/3	65-8614/3	—	—
Do. Screw ..	65-8615/3(2)	65-8615/3(2)	—	—
Front Brake Control Cable and Cover, complete.	29-8661	65-8628	—	—
Front Brake Control Cable ..	29-8662	65-8627	—	—
Front Brake Cable Cover ..	29-8663	65-8628	—	—
Cable Cover Cap ..	27-8553(2)	27-8553(2)	—	—
Cable Nipple ..	27-8530	27-8530	—	—
Do. (control end) ..	65-8601	65-8601	—	—
Cable Cover Tube ..	29-8667	65-8616	—	—
Cable Toggle End ..	29-5871	29-5871	—	—
Toggle End Screw ..	EB72/1	EB72/1	—	—
Do. Spring Washer ..	K197	K197	—	—
Do. Nut ..	EB102/1	EB102/1	—	—
Front Brake Adjusting Screw ..	24-7848/1	24-7848/1	—	—
Do. Locknut ..	24-7849/1	24-7849/1	—	—

CLUTCH CONTROL (when Lever or Twist Grip Throttle with other controls of lever type—not B.S.A. Clamp-on Pattern—are fitted).

Clutch Control, complete less cable and cover.	65-8600/3	65-8600/3	—	—
Handlebar Control Body ..	65-8610/3	65-8610/3	—	—
Handlebar Control Lever ..	65-8611/3	65-8611/3	—	—
Clutch Lever Fulcrum Pin ..	65-8612/3	65-8612/3	—	—
Do. Nut ..	65-8613/1	65-8613/1	—	—
Control Body Clip ..	65-8614/3	65-8614/3	—	—
Do. Screw ..	65-8615/3(2)	65-8615/3(2)	—	—
Clutch Control Cable and Cover, complete.	29-8617	65-8653	—	—
Clutch Cable ..	29-8618	65-8654	—	—
Clutch Cable Cover ..	29-8608	65-8655	—	—
Do. Cap ..	27-9353(2)	27-9353(2)	—	—
Clutch Cable Ball Nipple ..	66-3246	27-9329	—	—
Clutch Cable Nipple (control end) ..	65-8601	65-8601	—	—
Clutch Cable Adjusting Screw ..	25-9360/1	25-9360/1	—	—
Do. Locknut ..	25-9365/1	25-9365/1	—	—

IGNITION AND EXHAUST CONTROL (when Twist Grip with other controls of lever type—not B.S.A. Clamp-on Pattern—are fitted).

Ignition and Exhaust Control (combined), less cable and cover.	—	27-7655/3	—
Ignition Control Body ..	—	27-7682/3	—
Do. Screw ..	—	27-9572/3(2)	—
Ignition Control Lever ..	—	27-9532/3	—
Ignition Control Body Spring Washer ..	—	27-9600	—
Ignition Control Body Cap ..	—	27-9573/3	—
Do. Cap Screw ..	—	27-9567/3	—
Ignition Control Cable and Cover, complete.	—	65-8710	—
Ignition Control Cable ..	—	65-8711	—
Do. Cover ..	—	65-8712	—
Do. Cover Cap ..	—	27-9579(2)	—
Do. Nipple (control end) ..	—	27-9443	—
Exhaust Lifter Control, complete less cable and cover (C12 and B29 only).	27-7791/3	—	—
Exhaust Lifter Control Cable and Cover, complete (C12 and B29 only)	65-8777	65-8781	—
Exhaust Lifter Cable ..	65-8778	65-8782	—
Do. Cover ..	65-8779	65-8783	—
Cable Cover Cap ..	27-9579(2)	27-9579(2)	—
Cable Nipple (control end) ..	27-7788	27-7788	—
Exhaust Lifter Cable Toggle ..	66-8507	66-8507	—
Cable Toggle Screw ..	C2-154/1	C2-154/1	—
Do. Nut ..	C2-158/1	C2-158/1	—
Exhaust Lifter Cable Adjuster ..	A202/1	A202/1	—
Do. Locknut ..	A223/1	A223/1	—
Do. Return Spring ..	15-1812	15-1812	—
Exhaust Lifter Control Body ..	—	27-7747/3	—
Do. Lever ..	—	27-7752/3	—
Exhaust Lifter Lever Fulcrum Pin ..	—	27-7758/3	—
Fulcrum Pin Nut ..	—	27-7763/3	—

CARBURETTOR AIR CONTROL (when Twist Grip Throttle with other controls of lever type—not B.S.A. Clamp-on Pattern—are fitted).

Air Control, complete less cable and cover (C12 and B29 only)	27-9416/3	27-9416/3	—
Air Control Body, with clips ..	27-9535/3	27-9535/3	—
Air Control Lever ..	15-8611/3	15-8611/3	—
Air Control Body Spring Washer ..	27-9546	27-9546	—
Do. Cap ..	27-9573/3	27-9573/3	—
Body Cap Screw ..	27-9568/3	27-9568/3	—
Body Clip Screw ..	15-9550/3	15-9550/3	—
Air Control Cable and Cover, complete (C12 and B29 only).	29-8702	65-8857	—
Air Control Cable (C12 and B29 only)	15-9624	65-8858	—
Do. Cover (C12 and B29 only)	29-8703	25-7729	—
Cable Cover Cap ..	27-8579(2)	27-8579(2)	—
Control Cable Nipple (control end) ..	27-9443	27-9443	—
Do. (carburettor end) ..	27-9506	27-9506	—

CARBURETTOR THROTTLE CONTROL (when Twist Grip with other controls of lever type—not B.S.A. Clamp-on Pattern—are fitted).

Throttle Cable and Cover, complete (C12 and B29 only).	65-8863	65-8863	—
Throttle Cable (C12 and B29 only)	65-8862	65-8862	—
Do. Cover (C12 and B29 only)	24-9511	24-9511	—
Cable Cover Cap ..	27-9579(2)	27-9579(2)	—
Cable Nipple (control end) ..	27-9443	27-9443	—
Do. (carburettor end) ..	27-9506	27-9506	—

NOTE.—Figures in brackets denote number per set, e.g. (2), 2 per set.  
When no figures in brackets are shown one part constitutes a set.






29-8663	30 1/4"
65-8607	30"
29-8608	46 1/4"
65-8638	48 1/4"

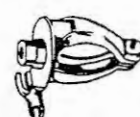
27-9572  
 24-7648  
 27-7655  
 65-8614  
 27-9353  
 65-8613  
 27-9326  
 65-8615  
 27-9600  
 27-9330  
 24-7649  
 29-5871  
 65-8611  
 25-9360  
 65-8612  
 65-8601  
 27-7682  
 65-8610  
 29-5870  
 65-8616  
 29-5867  
 65-8600















DESCRIPTION.	C10. C11. C12.	B29.	M20. M21. M23.	G14.
<b>THROTTLE TWIST GRIP CONTROL.</b>				
Throttle Twist Grip, less cable and cover.	27-9480	27-9480	27-9480	24-0153
Twist Grip Handlebar Clip ..	27-9426/3	27-9426/3	27-9426/3	24-0159/3
Clip Pin .. .. .	27-9450/3	27-9450/3	27-9450/3	27-9427/3
Twist Grip End Plug ..	27-9428	27-9428	27-9428	24-0160
Twist Grip End Screw ..	27-9429	27-9429	27-9429	27-9429
Twist Grip Lockout .. ..	27-9452/3	27-9452/3	27-9452/3	27-9452/3
Twist Grip Cantilever, with guide strip.	27-9457	27-9457	27-9457	24-0166
Cantilever Pin .. .. .	27-9433	27-9433	27-9433	24-0162
Helix Tube and Strip ..	27-9473	27-9473	27-9473	24-0173
Twist Grip Long Slide ..	27-9439	27-9439	27-9439	27-9439
Do. Short Slide .. .. .	27-9454	27-9454	27-9454	27-9454
Do. Rubber Grip .. .. .	27-9444	27-9444	27-9444	24-0178
Do. Patch .. .. .	27-9453	27-9453	27-9453	24-0166
Do. Washer .. .. .	27-9470	27-9470	27-9470	24-0174
Do. Rubber Grip (for left-hand handlebar)	27-9482	27-9482	27-9482	—
<b>THROTTLE TWIST GRIP CONTROL (Quick Action Type).</b>				
Throttle Twist Grip, less cable and cover.	—	—	65-8501	—
Twist Grip Rubber Grip ..	—	—	65-8503	—



65-8778	24 <sup>1</sup> / <sub>2</sub>
15-9624	36 <sup>1</sup> / <sub>2</sub>

65-8779. 20<sup>1</sup>/<sub>2</sub>  
29-8793. 32<sup>1</sup>/<sub>2</sub>



	27-3443		27-7763		27-7747		27-9579		27-7752
	27-9573		5-9550		27-9567				A 202
			27-7768		27-7758				27-9546
									27-9506

Bofors ..... 38



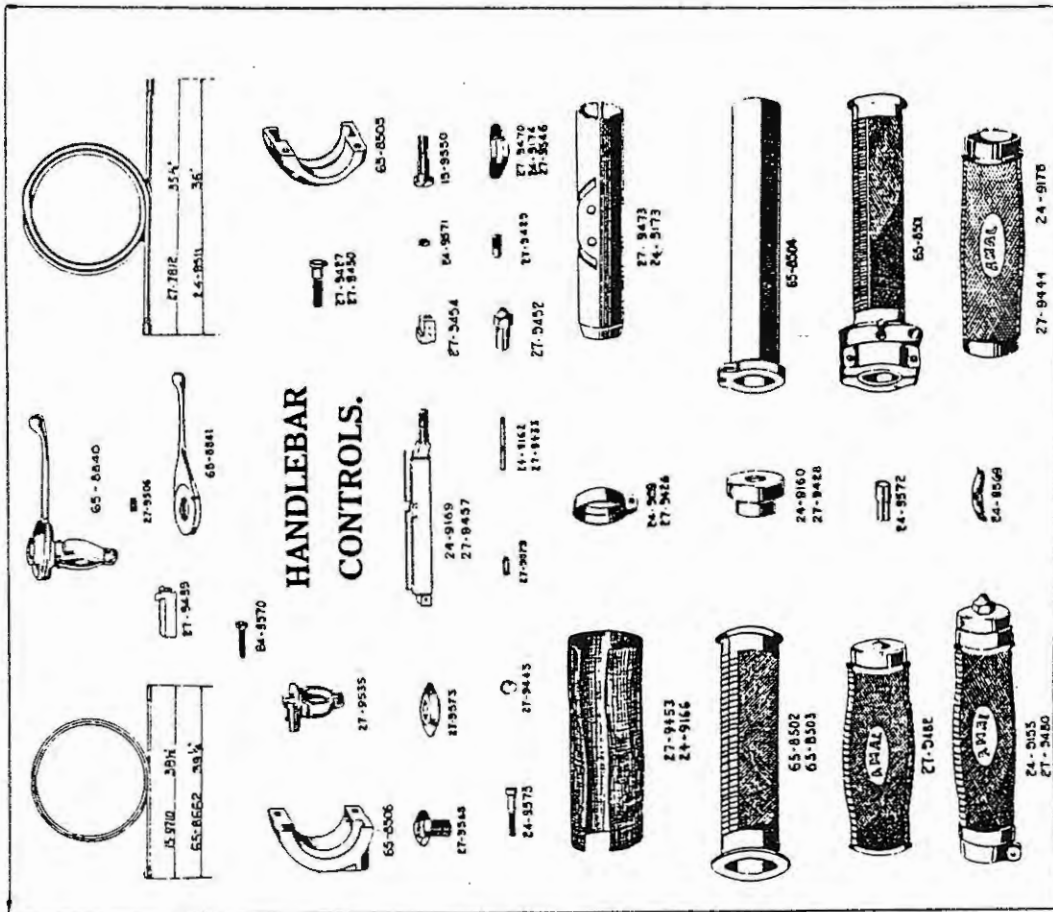
Control Lever Cap .. .. .	27-7825/3
Control Clamp Bolt .. .. .	27-7830/1
Control Lever Bolt .. .. .	27-7831/3
Bolt Nut .. .. .	EA80/1
Front Brake Control Cable and Cover, complete.	—
Brake Control Cable .. .. .	66-8737
Do. Cover .. .. .	66-8738
Cable Cover Cap .. .. .	27-9353(2)
Cable Nipple .. .. .	24-7729
Brake Control Cable Gripping Pin .. .. .	26-9431/1
Gripping Pin Washer .. .. .	26-9461/1
Do. Nut .. .. .	EB116/1
Control Lever Roller .. .. .	26-9481/1
Cable Adjusting Screw .. .. .	24-7848/1
Do. Locknut .. .. .	24-7849/1
Brake Rod Spring .. .. .	24-7835
Do. Outer Sleeve .. .. .	24-7825/1
Do. Adjusting Sleeve .. .. .	24-7830/1
Adjusting Sleeve Nut .. .. .	EB116/1
Front Brake Rod, with toggle end.	—
Front Brake Rod, with tube, cup and end caps.	15-7711
Rod Fork End .. .. .	15-7717
Fork End Screw .. .. .	EB72/1
Do. Nut .. .. .	EB102/1
Do. Spring Washer .. .. .	K197

EXHAUST AND CLUTCH CONTROL (B.S.A. Clamp-on Pattern Controls).

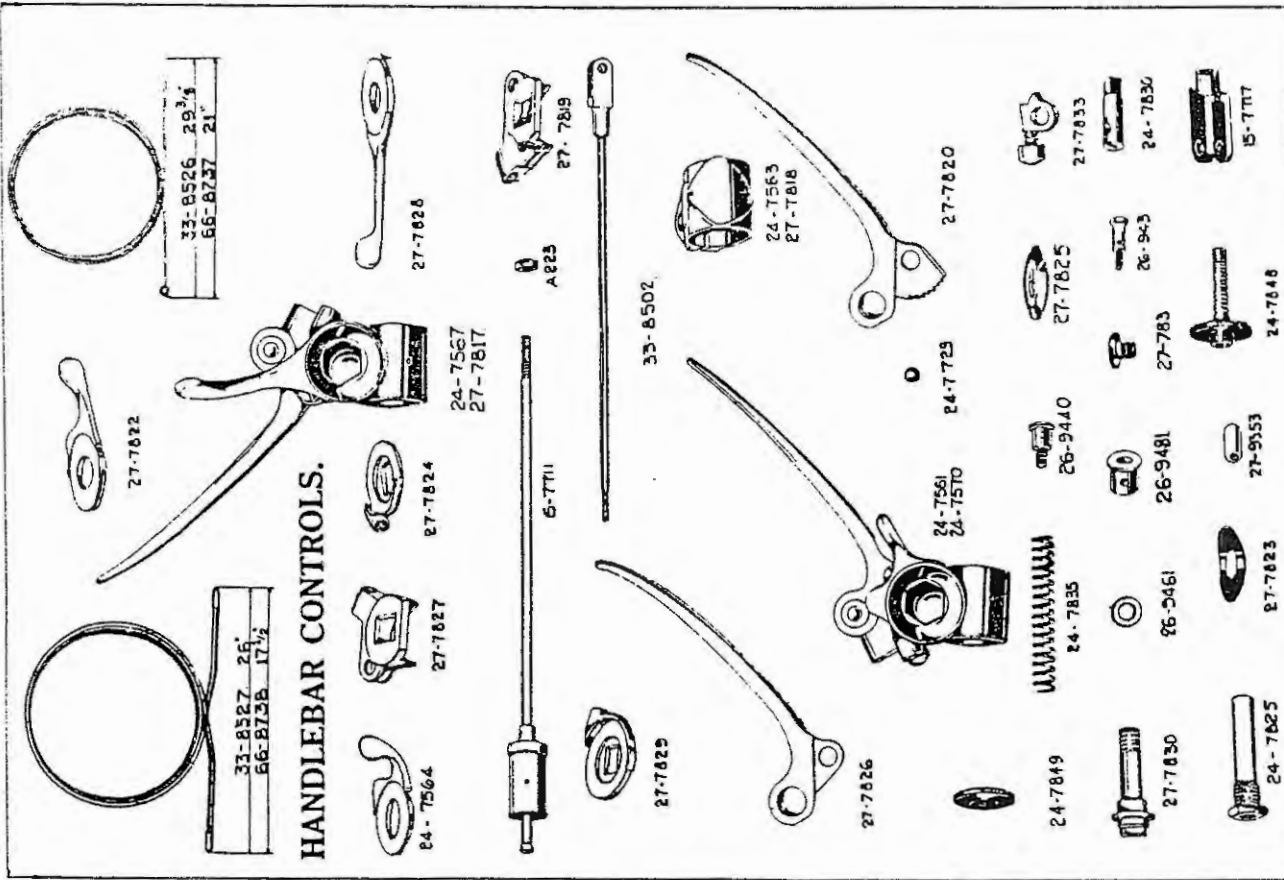
Exhaust and Clutch Control, complete less cables and covers.	24-7562/3
Exhaust and Clutch Control Clutch Control Lever ..	24-7563/1
Do. Body ..	24-7826/3
Do. Lever Fulcrum Pin ..	27-7827/3
Fulcrum Pin Nut ..	26-9440/3
Exhaust Control Body ..	A223/1
Do. Lever ..	27-7829/3
Control Lever Cap ..	27-7828/3
Control Clamp Bolt ..	27-7825/3
Clamp Bolt Washer ..	27-7830/1
Control Lever Bolt ..	F21/1
Do. Nut ..	27-7831/3
Exhaust Lifter Cable and Cover, complete (M20 and M21 only).	EA80/1
Do. (M23 and G14 only) ..	66-8501
Exhaust Lifter Cable (M20, M21 only) ..	66-8508
Do. (M23 and G14 only) ..	66-8502
Do. Cover (M20 and M21 only) ..	66-8509
Do. Cover (M23 only) ..	66-8503
Do. Cover (short) ..	66-8510
Do. Cover (long) ..	—
Exhaust Lifter Cover Cap ..	33-8468
Do. Cable Nipple (control end) ..	33-8469
Do. Cable Ball Nipple ..	27-9579(2)
Do. Cable Toggle ..	27-9443
Toggle Screw ..	EA128
Do Nut ..	—
Exhaust Lifter Cable Adjuster ..	66-8507
Do. Locknut ..	C2-154/1
Cable Return Spring (M20, M21 only) ..	C2-158/1
Do. (M23 only) ..	A202/1
Cable Adjusting Sleeve ..	A202/1
Clutch Control Cable ..	A223/1
Do. Cover ..	15-1312
Do. Cover Cap ..	15-686
Dutch Cable Ball Nipple ..	66-8569
Do. Cover ..	33-8548
Do. Cover Cap ..	33-8549
Dutch Cable Ball Nipple ..	27-9353(2)
Do. Cover ..	27-8329

DESCRIPTION.	C10. C11. C12.	B20.	N20. N21. N23.	G14.
<b>FRONT BRAKE AND AIR CONTROLS (B.S.A. Clamp-on Pattern Controls).</b>				
Brake and Air Controls, complete less cable and covers.	—	—	24-7570/3	24-7561/3
Brake and Air Control Clamp	—	—	27-7818/3	24-7563/3
Brake Control Lever	—	—	27-7820/3	27-7820/3
Do. Body	—	—	27-7819/3	27-7819/3
Do. Ratchet Thumb Knob and Spring.	—	—	27-7833/3	27-7833/3
Do. Lever Fulcrum Pin	—	—	26-9440/3(2)	26-9440/3(2)
Fulcrum Pin Nut	—	—	A223/1 (2)	A223/1 (2)
Air Control Body	—	—	27-7854/3	27-7824/3
Do. Lever	—	—	24-7564/3	27-7822/3
Do. Lever Spring Washer	—	—	27-7825	27-7823

### FRONT BRAKE AND AIR CONTROLS (U.S.A. Clamp-on Pattern Controls).







## HANDLEBAR CONTROLS.

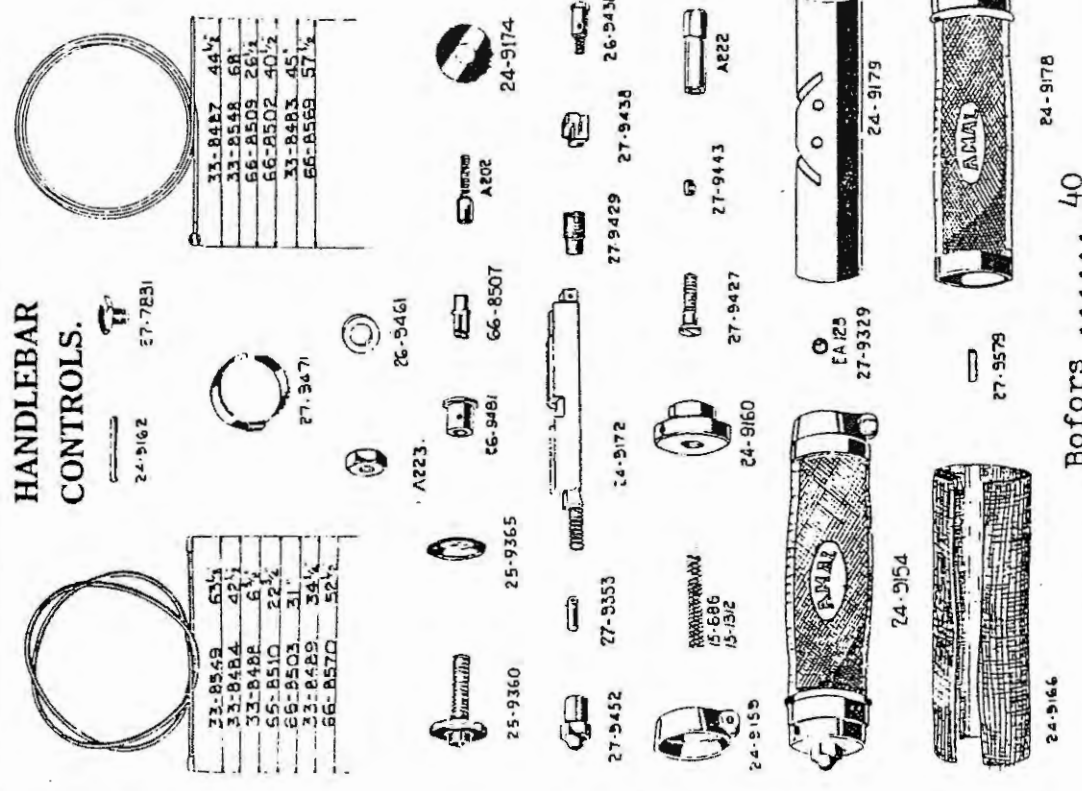
### Handlebar Controls—continued.

Control Cable Adjusting Screw	25-9360/1
Do. Locknut	25-9365/1
Clutch Cable Gripping Pin	26-9431/1
Gripping Pin Washer	26-9461/1
Do. Nut	28-9481/1
Clutch Control Lever Roller	28-9481/1

## IGNITION TWIST GRIP CONTROL.

Ignition Twist Grip, less cable and cover	24-9154
Handlebar Clip	24-9158/8
Do. Pin	27-9427/3
Twist Grip End Plug	24-9160
Do. Screw	27-9429
Twist Grip Locknut	27-9452/3
Helix Tube and Strip	24-9179
Twist Grip Short Slide	27-9438
Do. Rubber Grip	24-9178
Do. Patch	24-9166
Canilerver, with guide strip and stop	24-9172
Canilerver Pin	24-9162

## HANDLEBAR CONTROLS.



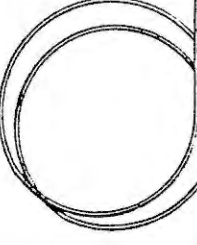
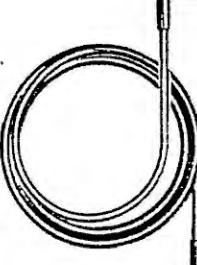














Twist Grip Spring Washer ..	24-9174	66-8807
Indicator Spring ..	27-9471	66-8808
Ignition Control Cable and Cover, complete.	33-8482	27-9578(2)
Ignition Control Cable ..	33-8483	27-9443
Do. Cover ..	33-8484	27-9482
Do. Cover Cap ..	27-9579(2)	—
Cable Nipple (control end) ..	27-9443	—

#### IGNITION CONTROL LEVER.

Ignition Control Lever, less cable and cover.	66-8810/3	—
Control Body, with clips ..	24-7566/3	—
Control Lever ..	66-8811/3	—
Control Body Clip Screw ..	27-9572/3	—
Clip Screw Spring Washer ..	27-9500	—
Control Body Cap ..	27-9573/3	—
Body Cap Screw ..	27-9567/3	—
Ignition Control Cable and Cover, complete.	66-8806	—

#### HANDLEBAR CONTROLS.

	
33-8698 40 1/2	24-9512 8'
33-8701 42 1/2	33-8699 36 1/2
66-8890 25 1/2	33-8702 39'
15-9513 35 1/2	66-8891 21 1/2
65-8862 39 1/2	15-9582 24'
66-8807 45 1/2	24-9511 36'
15-9525 37 1/2	66-8808 42 1/2
	15-9583 33'

		
15-9577	27-9482	24-7566
		
27-9443	66-8811	15-9578
		
27-9572	66-8810	27-9573
		
27-9506	15-9580	27-9579
27-9600		

Ignition Control Cable ..	66-8807
Do. Cover ..	66-8808
Cable Cover Cap ..	27-9578(2)
Cable Nipple (control end) ..	27-9443
Dummy Rubber Grip, with end cap ..	27-9482

#### CARBURETTOR CABLES AND COVERS (when Twist Grip Throttle and B.S.A. Clamp-on Controls are fitted).

Air Control Cable and Cover, complete (M20, M21)	66-8875
Air Control Cable and Cover, complete (M23, G14)	66-8889
Air Control Cable (M20, M21) ..	29-8710
Do. Cover (M20, M21) ..	29-8703
Air Control Cable (M23, G14) ..	66-8890
Do. Cover (M23, G14) ..	66-8891
Do. Cover (short) (M23 only) ..	24-9512
Throttle Control Cable and Cover, complete (M20, M21) ..	65-8863
Do. (M23, G14) ..	66-8884
Throttle Control Cable (M20, M21) ..	65-8862
Do. (M23, G14) ..	15-9513
Control Cable Cover (M20, M21) ..	24-9511
Do. (M23, G14) ..	15-9582
Do. (short) (M23 only) ..	24-9512
Air and Throttle Midway Adjuster (M23 only) ..	15-9577(2)
Do. Body (M23 only) ..	15-9578(2)
Do. Body Screw (M23 only) ..	15-9579(2)
Do. Nut (M23 only) ..	15-9580(2)
Control Cable Cover Cap ..	27-9578(4)
Control Cable Nipple (control end) ..	27-9443
Do. (carburettor end) ..	27-9506(2)

#### CARBURETTOR THROTTLE CONTROL (when Twist Grip with other controls of lever type—not B.S.A. Clamp-on pattern—are fitted) (Model C11 only).

Throttle Cable and Cover, complete.	29-8707
Throttle Cable ..	65-8847
Throttle Cable Cover ..	27-7812

#### AIR CLEANERS FOR 1940 MOTOR CYCLES.

Model	Cleaner	Adaptor	Adaptor Bolt	Elbow	Clip and Bolt	Support Arm
C10	65-2720	65-2725	—	—	—	—
C11	65-2720	—	—	15-005	—	—
C12	65-2720	—	—	66-227	6-201	29-7772
B29	33-745	26-1319	15-4170	—	—	—
M20	65-2720	—	—	66-227	6-201	—
M21	65-2720	—	—	66-227	6-201	—
M23	65-2720	66-228	—	—	—	—
G14	65-2720	26-1319	15-4170	—	—	—





# TOOLS AND SUNDRIES.

DESCRIPTION.	C10. C11. C12.	B29.	M20. M21. M23.	G14.
<b>TOOLBOX.</b>				
Toolbox only (right-hand)	..	..	..	31-9001
Do. (left-hand)	..	..	..	31-9001
Toolbox...	29-9108	..	..	..
Do. Strap	..	65-9019	65-9019	..
Do. Bolt	..	65-9021	65-9021	..
Do. Bolt Nut	..	15-7161/6(2)	15-7161/6(2)	..
Do. Bolt Spring Washer	..	EB113/6(2)	EB113/6(2)	..
Do. Clip	..	K197(2)	K197(2)	..
Do. Bolt	..	27-9001	27-9001	..
Do. Bolt	..	24-225/6	24-225/6	..
Do. Bolt Washer	..	K234A/6	K234A/6	..
Do. Bolt Nut	..	M263/6	M263/6	..
Do. Plate	..	A176	A176	..
Do. Bolt Distance Piece	..	15-7161/6	15-7161/6	..
Toolbox Bolt	24-7343/6(2)	EB113/6	EB113/6	..
Do. Nut	M263/6(2)	..	..	..
Do. Washer	29-9104/6(2)	..	..	..
Do. Spring Washer	..	K197	K197	..
<b>TOOLS.</b>				
Toolbag, complete with tools	..	..	..	33-9014
Do. (C10, C12, M23 only)	29-9151	65-9136	66-9066	..
Do. (C11 only)	29-9152	..	66-9065	..
Adjustable Spanner	..	..	..	EB262
Box Spanner	15-832	15-832	15-832	..
R.S.A. Double-ended Spanner	EB259	EB259	EB259	..
Carburettor Spanner	15-8945	15-8945	15-8945	..
Cylinder Base Nut Spanner	68-9036	..	68-9036	..
Detachable Wheel Spanner	..	..	66-9068	..
Dynamo Spanner	95-7600	..	..	..
Front Hub Cone Spanner	29-9255	29-9255	..	..
Gearbox Box Spanner	..	..	..	24-8961
Grease Gun	28-4265	28-4265	28-4265	..
Hub Bearing Adjustment Spanner	29-9254	29-9254	29-9254	..
Hub Adjustable Sleeve Spanner	..	..	..	66-9052
Hub Spindle Nut Spanner	..	29-9251	68-9067	..
Magdyno Spanner	..	..	29-9251	..
Push Rod Gland Nut Spanner (B29, M23 only).	..	66-9071	66-9071	..
Pliers	..	..	..	EB263
Rear Hub Nut Spanner	S166	S166	S166	..
Speedometer Drive Spanner	..	..	..	M271
Spark Plug Spanner	66-9039	66-9039	66-9039	..
Screwdriver Attachment	66-9038	66-9038	66-9038	..
Screwdriver	..	..	..	EB261
Tyre Lever	29-9252	29-9252	29-9252	..
Tommy Bar	29-9253	29-9253	29-9253	..
Tappet Adjusting Spanner	65-9133	65-9133	65-9133	..
Tappet Adjusting Spanner	..	..	..	65-9132
Tappet Adjusting Spanner	..	..	..	27-8925
Do. (C10, C12 only)	65-9132	..	..	..
Do. (C11, M23 only)	27-8925	..	..	..
Tappet Feelers	..	..	27-8925	..
Toolbag	65-9130	65-9130	65-9130	..
Tubular Spanner	15-8930	15-8930	15-8930	..
Union Spanner	65-9115	65-9115	..	..
Valve Grinding Tool (B29, M23 only)	..	66-9044	66-9044	..
Do. (C11 only)	66-9044	..	..	..
Valve Spring Compressing Tool	..	..	..	..
Wheel Alignment Gauge	..	65-9140	..	66-9042

# TOOLS AND SUNDRIES.

DESCRIPTION.	C10. C11. C12.	B29. B30. B31.	M20. M21. M23.	G14.
<b>SUNDRIES.</b>				
Inflator .. .. .	27-8958	27-8958	27-8958	15-9040
Speedometer Bracket .. .. .	15-9043	15-9043	15-9043	15-9043
Speedometer Bracket Bolt .. .. .	24-7148/6(2)	24-7148/6(2)	24-7148/6(2)	24-7148/6(2)
<b>TOOLS AND SUNDRIES.</b>				
65-9019	34-9001	34-9001	34-9001	34-9001
35-7600	35-7600	35-7600	35-7600	35-7600
29-9255	29-9255	29-9255	29-9255	29-9255
66-9052	66-9052	66-9052	66-9052	66-9052
15-9046	15-9046	15-9046	15-9046	15-9046
63-9021	63-9021	63-9021	63-9021	63-9021
66-5067	66-5067	66-5067	66-5067	66-5067
29-9108	29-9108	29-9108	29-9108	29-9108
55-9265	55-9265	55-9265	55-9265	55-9265
23-9255	23-9255	23-9255	23-9255	23-9255
66-9068	66-9068	66-9068	66-9068	66-9068
65-9132	65-9132	65-9132	65-9132	65-9132
27-8928	27-8928	27-8928	27-8928	27-8928
66-9033	66-9033	66-9033	66-9033	66-9033
66-9035	66-9035	66-9035	66-9035	66-9035
66-9032	66-9032	66-9032	66-9032	66-9032
66-9031	66-9031	66-9031	66-9031	66-9031
66-9071	66-9071	66-9071	66-9071	66-9071
27-9001	27-9001	27-9001	27-9001	27-9001
29-9254	29-9254	29-9254	29-9254	29-9254
29-9252	29-9252	29-9252	29-9252	29-9252
27-8944	27-8944	27-8944	27-8944	27-8944
29-9253	29-9253	29-9253	29-9253	29-9253
29-9251	29-9251	29-9251	29-9251	29-9251
29-9250	29-9250	29-9250	29-9250	29-9250
29-9249	29-9249	29-9249	29-9249	29-9249
29-9248	29-9248	29-9248	29-9248	29-9248
29-9247	29-9247	29-9247	29-9247	29-9247
29-9246	29-9246	29-9246	29-9246	29-9246
29-9245	29-9245	29-9245	29-9245	29-9245
29-9244	29-9244	29-9244	29-9244	29-9244
29-9243	29-9243	29-9243	29-9243	29-9243
29-9242	29-9242	29-9242	29-9242	29-9242
29-9241	29-9241	29-9241	29-9241	29-9241
29-9240	29-9240	29-9240	29-9240	29-9240
29-9239	29-9239	29-9239	29-9239	29-9239
29-9238	29-9238	29-9238	29-9238	29-9238
29-9237	29-9237	29-9237	29-9237	29-9237
29-9236	29-9236	29-9236	29-9236	29-9236
29-9235	29-9235	29-9235	29-9235	29-9235
29-9234	29-9234	29-9234	29-9234	29-9234
29-9233	29-9233	29-9233	29-9233	29-9233
29-9232	29-9232	29-9232	29-9232	29-9232
29-9231	29-9231	29-9231	29-9231	29-9231
29-9230	29-9230	29-9230	29-9230	29-9230
29-9229	29-9229	29-9229	29-9229	29-9229
29-9228	29-9228	29-9228	29-9228	29-9228
29-9227	29-9227	29-9227	29-9227	29-9227
29-9226	29-9226	29-9226	29-9226	29-9226
29-9225	29-9225	29-9225	29-9225	29-9225
29-9224	29-9224	29-9224	29-9224	29-9224
29-9223	29-9223	29-9223	29-9223	29-9223
29-9222	29-9222	29-9222	29-9222	29-9222
29-9221	29-9221	29-9221	29-9221	29-9221
29-9220	29-9220	29-9220	29-9220	29-9220
29-9219	29-9219	29-9219	29-9219	29-9219
29-9218	29-9218	29-9218	29-9218	29-9218
29-9217	29-9217	29-9217	29-9217	29-9217
29-9216	29-9216	29-9216	29-9216	29-9216
29-9215	29-9215	29-9215	29-9215	29-9215
29-9214	29-9214	29-9214	29-9214	29-9214
29-9213	29-9213	29-9213	29-9213	29-9213
29-9212	29-9212	29-9212	29-9212	29-9212
29-9211	29-9211	29-9211	29-9211	29-9211
29-9210	29-9210	29-9210	29-9210	29-9210
29-9209	29-9209	29-9209	29-9209	29-9209
29-9208	29-9208	29-9208	29-9208	29-9208
29-9207	29-9207	29-9207	29-9207	29-9207
29-9206	29-9206	29-9206	29-9206	29-9206
29-9205	29-9205	29-9205	29-9205	29-9205
29-9204	29-9204	29-9204	29-9204	29-9204
29-9203	29-9203	29-9203	29-9203	29-9203
29-9202	29-9202	29-9202	29-9202	29-9202
29-9201	29-9201	29-9201	29-9201	29-9201
29-9200	29-9200	29-9200	29-9200	29-9200
29-9199	29-9199	29-9199	29-9199	29-9199
29-9198	29-9198	29-9198	29-9198	29-9198
29-9197	29-9197	29-9197	29-9197	29-9197
29-9196	29-9196	29-9196	29-9196	29-9196
29-9195	29-9195	29-9195	29-9195	29-9195
29-9194	29-9194	29-9194	29-9194	29-9194
29-9193	29-9193	29-9193	29-9193	29-9193
29-9192	29-9192	29-9192	29-9192	29-9192
29-9191	29-9191	29-9191	29-9191	29-9191
29-9190	29-9190	29-9190	29-9190	29-9190
29-9189	29-9189	29-9189	29-9189	29-9189
29-9188	29-9188	29-9188	29-9188	29-9188
29-9187	29-9187	29-9187	29-9187	29-9187
29-9186	29-9186	29-9186	29-9186	29-9186
29-9185	29-9185	29-9185	29-9185	29-9185
29-9184	29-9184	29-9184	29-9184	29-9184
29-9183	29-9183	29-9183	29-9183	29-9183
29-9182	29-9182	29-9182	29-9182	29-9182
29-9181	29-9181	29-9181	29-9181	29-9181
29-9180	29-9180	29-9180	29-9180	29-9180
29-9179	29-9179	29-9179	29-9179	29-9179
29-9178	29-9178	29-9178	29-9178	29-9178
29-9177	29-9177	29-9177	29-9177	29-9177
29-9176	29-9176	29-9176	29-9176	29-9176
29-9175	29-9175	29-9175	29-9175	29-9175
29-9174	29-9174	29-9174	29-9174	29-9174
29-9173	29-9173	29-9173	29-9173	29-9173
29-9172	29-9172	29-9172	29-9172	29-9172
29-9171	29-9171	29-9171	29-9171	29-9171
29-9170	29-9170	29-9170	29-9170	29-9170
29-9169	29-9169	29-9169	29-9169	29-9169
29-9168	29-9168	29-9168	29-9168	29-9168
29-9167	29-9167	29-9167	29-9167	29-9167
29-9166	29-9166	29-9166	29-9166	29-9166
29-9165	29-9165	29-9165	29-9165	29-9165
29-9164	29-9164	29-9164	29-9164	29-9164
29-9163	29-9163	29-9163	29-9163	29-9163
29-9162	29-9162	29-9162	29-9162	29-9162
29-9161	29-9161	29-9161	29-9161	29-9161
29-9160	29-9160	29-9160	29-9160	29-9160
29-9159	29-9159	29-9159	29-9159	29-9159
29-9158	29-9158	29-9158	29-9158	29-9158
29-9157	29-9157	29-9157	29-9157	29-9157
29-9156	29-9156	29-9156	29-9156	29-9156
29-9155	29-9155	29-9155	29-9155	29-9155
29-9154	29-9154	29-9154	29-9154	29-9154
29-9153	29-9153	29-9153	29-9153	29-9153
29-9152	29-9152	29-9152	29-9152	29-9152
29-9151	29-9151	29-9151	29-9151	29-9151
29-9150	29-9150	29-9150	29-9150	29-9150
29-9149	29-9149	29-9149	29-9149	29-9149
29-9148	29-9148	29-9148	29-9148	29-9148
29-9147	29-9147	29-9147	29-9147	29-9147
29-9146	29-9146	29-9146	29-9146	29-9146
29-9145	29-9145	29-9145	29-9145	29-9145
29-9144	29-9144	29-9144	29-9144	29-9144
29-9143	29-9143	29-9143	29-9143	29-9143
29-9142	29-9142	29-9142	29-9142	29-9142
29-9141	29-9141	29-9141	29-9141	29-9141
29-9140	29-9140	29-9140	29-9140	29-9140
29-9139	29-9139	29-9139	29-9139	29-9139
29-9138	29-9138	29-9138	29-9138	29-9138
29-9137	29-9137	29-9137	29-9137	29-9137
29-9136	29-9136	29-9136	29-9136	29-9136
29-9135	29-9135	29-9135	29-9135	29-9135
29-9134	29-9134	29-9134	29-9134	29-9134
29-9133	29-9133	29-9133	29-9133	29-9133
29-9132	29-9132	29-9132	29-9132	29-9132
29-9131	29-9131	29-9131	29-9131	29-9131
29-9130	29-9130	29-9130	29-9130	29-9130
29-9129	29-9129	29-9129	29-9129	29-9129
29-9128	29-9128	29-9128	29-9128	29-9128
29-9127	29-9127	29-9127	29-9127	29-9127
29-9126	29-9126	29-9126	29-9126	29-9126
29-9125	29-9125	29-9125	29-9125	29-9125
29-9124	29-9124	29-9124	29-9124	29-9124
29-9123	29-9123	29-9123	29-9123	29-9123
29-9122	29-9122	29-9122	29-9122	29-9122
29-9121	29-9121	29-9121	29-9121	29-9121
29-9120	29-9120	29-9120	29-9120	29-9120
29-9119	29-9119	29-9119	29-9119	29-9119
29-9118	29-9118	29-9118	29-9118	29-9118
29-9117	29-9117	29-9117	29-9117	29-9117
29-9116	29-9116	29-9116	29-9116	29-9116
29-9115	29-9115	29-9115	29-9115	29-9115
29-9114	29-9114	29-9114	29-9114	29-9114
29-9113	29-9113	29-9113	29-9113	29-9113
29-9112	29-9112	29-9112	29-9112	29-9112
29-9111	29-9111	29-9111	29-9111	29-9111
29-9110	29-9110	29-9110	29-9110	29-9110
29-9109	29-9109	29-9109	29-9109	29-9109
29-9108	29-910			



# Tools and Sundries—continued.

Headlamp Bracket (top)	15-9001(2)	15-9001(2)	15-9001(2)
Do. (bottom)	27-8032(2)	27-8032(2)	27-8032(2)
Headlamp Bracket Top Bolt	27-8032(2)	27-8032(2)	27-8032(2)
Do. (long)	15-8994/6(2)	15-8994/6(2)	15-8994/6(2)
Headlamp Bracket Bottom Bolt	15-8994/6(2)	15-8994/6(2)	15-8994/6(2)
Do. Bolt Nut (top)	15-8994/6(2)	15-8994/6(2)	15-8994/6(2)
Do. do. (bottom)	15-8994/6(2)	15-8994/6(2)	15-8994/6(2)
Do. Bolt Spring Washer	15-8994/6(2)	15-8994/6(2)	15-8994/6(2)
Valve Removing Tool	15-8994/6(2)	15-8994/6(2)	15-8994/6(2)
Hub Spindle Nut Spanner	15-8994/6(2)	15-8994/6(2)	15-8994/6(2)
Do. Tommy Bar	15-8994/6(2)	15-8994/6(2)	15-8994/6(2)
Transmission Chain (68 links)	15-8994/6(2)	15-8994/6(2)	15-8994/6(2)
Do. (68 links)	15-8994/6(2)	15-8994/6(2)	15-8994/6(2)
Do. (70 links)	15-8994/6(2)	15-8994/6(2)	15-8994/6(2)
Do. (71 links)	15-8994/6(2)	15-8994/6(2)	15-8994/6(2)
Do. (72 links)	15-8994/6(2)	15-8994/6(2)	15-8994/6(2)
Do. (73 links)	15-8994/6(2)	15-8994/6(2)	15-8994/6(2)
Do. (82 links)	15-8994/6(2)	15-8994/6(2)	15-8994/6(2)
Do. (94 links)	15-8994/6(2)	15-8994/6(2)	15-8994/6(2)
Do. (95 links)	15-8994/6(2)	15-8994/6(2)	15-8994/6(2)
Do. (104 links)	15-8994/6(2)	15-8994/6(2)	15-8994/6(2)
Front Chain Connecting Link (for B.S.A. Chain)	15-8994/6(2)	15-8994/6(2)	15-8994/6(2)
Do. Double Connecting Link (for B.S.A. Chain)	15-8994/6(2)	15-8994/6(2)	15-8994/6(2)
Do. Cranked Link (for B.S.A. Chain)	15-8994/6(2)	15-8994/6(2)	15-8994/6(2)
Rear Chain Connecting Link (for B.S.A. Chain)	15-8994/6(2)	15-8994/6(2)	15-8994/6(2)
Do. Double Connecting Link (for B.S.A. Chain)	15-8994/6(2)	15-8994/6(2)	15-8994/6(2)
Do. Cranked Link (for B.S.A. Chain)	15-8994/6(2)	15-8994/6(2)	15-8994/6(2)
Connecting Link Key (#1) (for B.S.A. Chain)	15-8994/6(2)	15-8994/6(2)	15-8994/6(2)

NOTE.—Figures in brackets denote number per set, e.g. (2), 2 per set. When no figures in brackets are shown one part constitutes a set.

Quote Engine and Frame Numbers, with prefix letters, when ordering spares.

## TOOLS AND SUNDRIES.

24-8930	68 Links	15-8972
24-8931	69 " " " " " "	24-8977
24-8932	70 " " " " " "	27-8805
24-8933	71 " " " " " "	
24-8915	72 " " " " " "	
24-8913	73 " " " " " "	
15-8911	92 " " " " " "	
15-8969	94 " " " " " "	
24-8713	95 " " " " " "	
24-8936	95 " " " " " "	
65-9168	104 " " " " " "	



15-8972



24-8985



15-8976



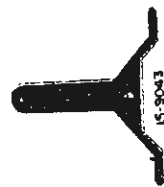
27-8746  
15-8979  
5-255A

Bofors ..... 43


Speedometer Cable	24-5689
Do. Length	29"
Do. Clip	24-5817
Speedometer Fixing Strap	EB1673/8
Do. Bolt	EB1166
Do. Bolt Nut	24-8944(2)
Cable Clip (Shamrock pattern)	27-8953(2)
Cable Clip	31-9016(2)
Cable Clip	33-9052
Do. (wiring mudguard stay)	25-8980(2)
Licence Holder	29-8221
Do. (sidocar machine)	29-8222
Pillion Seat Fixing Bolt	K132A/6(4)
Do. Bolt Nut	EB113/6(4)
Do. Bolt Spring Washer	K187(4)



## TOOLS AND SUNDRIES.



65-9140



15-9043



66-9045



27-9032



27-8953



25-8980



29-2227



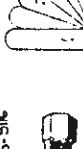
5-3000



15-8930  
15-9030



65-916




66-9115



65-9130



24-2517



24-2517



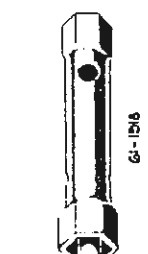
66-9036



66-9034



29-9052



64-1266




66-9044



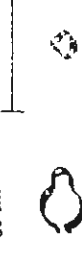
66-9042



24-2517



24-2517



24-2517



24-2517



24-2517



24-2517



# British Only

## MOTORCYCLES AND PARTS INC.

32451 PARKLANE ST. WWW.BRITISHONLY.COM  
GARDEN CITY, MI 48135 USA INFO@BRITISHONLY.COM

RETAIL: 1-800-278-6659

WHOLESALE: 1-800-852-9253

FAX: 1-734-422-9253

**WORLDS LARGEST SELECTION OF FACTORY ORIGINAL NEW AND USED PARTS**

45,000 SQ. FT. OF MOTORCYCLE PARTS & ACCESSORIES FROM 1911 TO 1984 FOR ALL BRITISH MAKES!

CASH FOR ALL BRITISH BIKES, PARTS AND LITERATURE

SPECIALIZING IN  
VINTAGE MOTORCYCLE PARTS

**TRIUMPH**

**Norton**

**BSA**

**THE BIGGEST!**

ENGINE REBUILDING PARTS  
GASKET - SEALS - BEARINGS  
BUSHINGS - PISTONS - RINGS  
CLUTCHES - TUNE UP PARTS  
SPEED EQUIPMENT

**THE BEST!**

STOCK AND CUSTOM PARTS  
SEATS - HANDLEBARS - CHAINS  
TIRES - TUBES - EXHAUST PIPES  
MUFFLERS - GAS TANKS - FENDERS  
RESTORATION PARTS

**THE ONLY!**

**Central Wheel  
Components**

**Barnett**  
Clutches  
& Cables

**CLASSIC  
TRANSFERS**  
ROBERT DERRICK LTD

**RENOLD**

**Lucas**

**AMAL**

**IEMIGO.**  
Your Powersport Supplier

**BRITURO**  
ENGLAND

**JP PISTONS**

**HASTINGS**

**UH**

VELOCETTE • ANDOVER NORTON • TEC • HAYNES • P&P SEATING • WASSELL • MORG  
ALPHA BEARINGS • M.A.C. PRODUCTS • JOE HUNT MAGNETOS • J.J. CABLES • BUCHANAN'S  
L.A. SLEEVE • MEGACYCLE CAMS • T.J. WASSELL LIMITED • SUDCO INTERNATIONAL  
ACE CLASSICS LONDON • CLASSIC GASKETS • BRITISH WIRING • PBM ENGINEERING  
TRI-COR ENGLAND • LEAK PROOF SEALS • MCA (ASTON) LIMITED • GARDNER - WESTCOTT

WE ACCEPT VISA - MASTERCARD - DISCOVER - AMERICAN EXPRESS

**PARTS SHIPPED WORDLWIDE !!!**

**VISA**

**MasterCard**

**Discover**

**AMERICAN  
EXPRESS**

VISIT OUR EBAY STORE

<http://stores.ebay.com/British-Only-Motorcycles-And-Parts>





---

FOLD

---

Name \_\_\_\_\_

Address \_\_\_\_\_

City \_\_\_\_\_

State \_\_\_\_\_ Zip \_\_\_\_\_

USE  
FIRST CLASS  
LETTER  
POSTAGE

**British Only**  
MOTORCYCLES AND PARTS INC.  
32451 PARKLANE ST  
GARDEN CITY, MI 48135 USA

---

FOLD

---