



British Only

MOTORCYCLES AND PARTS INC.

32451 PARKLANE ST. WWW.BRITISHONLY.COM
GARDEN CITY, MI 48135 USA INFO@BRITISHONLY.COM

RETAIL: 1-800-278-6659

WHOLESALE: 1-800-852-9253

FAX: 1-734-422-9253

WORLDS LARGEST SELECTION OF FACTORY ORIGINAL NEW AND USED PARTS

45,000 SQ. FT. OF MOTORCYCLE PARTS & ACCESSORIES FROM 1911 TO 1984 FOR ALL BRITISH MAKES!

CASH FOR ALL BRITISH BIKES, PARTS AND LITERATURE

SPECIALIZING IN
VINTAGE MOTORCYCLE PARTS

TRIUMPH

Norton

BSA

THE BIGGEST!

ENGINE REBUILDING PARTS
GASKET - SEALS - BEARINGS
BUSHINGS - PISTONS - RINGS
CLUTCHES - TUNE UP PARTS
SPEED EQUIPMENT

THE BEST!

STOCK AND CUSTOM PARTS
SEATS - HANDLEBARS - CHAINS
TIRES - TUBES - EXHAUST PIPES
MUFFLERS - GAS TANKS - FENDERS
RESTORATION PARTS

THE ONLY!

**Central Wheel
Components**

Barnett
Clutches & Cables

**CLASSIC
TRANSFERS**
ROBERT DERRICK LTD

RENOLD

Lucas

AMAL

IEMIGO
Your Powersport Supplier

BRITURO
ENGLAND

JP PISTONS

HASTINGS

UH

VELOCETTE • ANDOVER NORTON • TEC • HAYNES • P&P SEATING • WASSELL • MORG
ALPHA BEARINGS • M.A.C. PRODUCTS • JOE HUNT MAGNETOS • J.J. CABLES • BUCHANAN'S
L.A. SLEEVE • MEGACYCLE CAMS • T.J. WASSELL LIMITED • SUDCO INTERNATIONAL
ACE CLASSICS LONDON • CLASSIC GASKETS • BRITISH WIRING • PBM ENGINEERING
TRI-COR ENGLAND • LEAK PROOF SEALS • MCA (ASTON) LIMITED • GARDNER - WESTCOTT

WE ACCEPT VISA - MASTERCARD - DISCOVER - AMERICAN EXPRESS

PARTS SHIPPED WORLDWIDE !!!

VISA

MasterCard

Discover

**AMERICAN
EXPRESS**

VISIT OUR EBAY STORE

<http://stores.ebay.com/British-Only-Motorcycles-And-Parts>

CATALOGUE of



for 1946

BSA *Motor Cycles*

All communications relating to Spare Parts
or Repairs to Motor Cycles to be addressed
to B.S.A. Cycles Ltd., Birmingham, II
For addresses of B.S.A. Stockists see pages 4 to 7

B.S.A. CYCLES LTD.

Directors:

SIR BERNARD DOCKER, K.B.E., J.P. (*Chairman*), J. LEEK, C.B.E., W. F. JAMES

Registered Offices and Works

SMALL HEATH - BIRMINGHAM, II

Telephones - BIRMINGHAM VICTORIA 2381 (16 lines)

Telegrams and Cables - - "SELCYC, BIRMINGHAM"

Contractors to His Majesty's Government, the War Office, the Admiralty,
the India Office, the Post Office, the Colonial and Foreign Governments

COPY OF B.S.A. MOTOR CYCLE SPARE PARTS GUARANTEE.

We give the following guarantee with B.S.A. Motor Cycle Spare Parts, instead of the guarantee implied by statute or otherwise, as to the quality or fitness of such parts for the purpose for which they are intended, any such implied guarantee being in all cases excluded, nor can any claim for consequential damages be entertained.

WE GUARANTEE, subject to the conditions mentioned below, that all precautions which are usual and reasonable have been taken by us to secure excellence of materials and workmanship, but this guarantee is to extend and be in force for six months only from the date of purchase, and the damages for which we make ourselves responsible under this guarantee are limited to the replacement of any part which may have proved defective.

WE UNDERTAKE, subject to the conditions mentioned below, to make good at any time within six months any defects in these respects. As motor cycles are easily liable to derangement by neglect or misuse, this guarantee does not apply to defects caused by wear and tear, misuse, or neglect. The term "misuse" shall include among others the following acts: The attaching of a sidecar to the motor cycle in such a manner as to cause damage or calculated to render the latter unsafe when ridden: the use of a motor cycle or a motor cycle and sidecar combined when carrying more persons or a greater weight than they were designed to bear. (The 250c.c. and the 350c.c. in the "B" group of machines are not designed for sidecar work.)

REPAIRS AND RENOVATIONS GUARANTEE.

Any B.S.A. motor cycle sent to us to be replated, re-enamelled, or repaired will be treated upon the same conditions as if it were a new motor cycle, i.e., we guarantee that all precautions which are usual and reasonable have been taken by us to secure excellence of material and workmanship, such guarantee to extend and be in force for six months only from the time such work shall have been executed, and this guarantee is in lieu and in exclusion of any Common Law or statute warranty, and the damages recoverable are limited to the cost of any further work which may be necessary to amend and make good the work found to be defective.

CONDITIONS OF GUARANTEE.

If a defective part should be found in our motor cycles it must be sent to our Works at Small Heath, carriage paid, and be accompanied by an intimation from the sender that he desires it repaired free of charge under our guarantee, and he must also furnish us at the same time with the number of the machine and engine, which will be found stamped on the seat or head tube lug and crankcase respectively, the name of the Dealer from whom he purchased, and the date of the purchase.

Failing compliance with the above no notice will be taken of anything which may arrive but such articles will lie here at the risk of the sender, and this guarantee or any implied guarantee shall not be enforceable.

We do not guarantee the specialities of other firms, such as tyres, electrical equipment, saddles, etc., or of any component part supplied to the order of the purchaser differing from our standard specifications, whether supplied with our motor cycles or otherwise.

THE TERM "AGENT."

We do not appoint agents for the sale of our Motor Cycles or other goods. We assign to Motor Cycle Dealers (styled "Regional" Dealers), who carry on business on their own account, areas in which they have the exclusive or other right to sell goods purchased from us. A Regional Dealer purchasing from us, or a Sub-Dealer purchasing from him, may, on our behalf (as our agent for the purpose only) give the guarantee printed above. Any such dealer is not authorised to advertise, incur any debts, or transact any business whatsoever on our account, nor is he authorised, so as to bind us to give any warranty or make any representation on our behalf or to sell subject to or with any conditions other than those contained in such guarantee.

SPARES AND REPAIRS.

Please carry out the following in order to ensure prompt attention and correct execution of orders.

SPARES.

1. Parts forwarded as patterns and all orders for spares should be addressed to "Spares," B.S.A. Cycles Ltd., Birmingham 11.
2. When ordering parts the frame and engine numbers must be quoted. The former will be found stamped on the seat or the head tube lug, and the latter on the near-side of the crankcase immediately below the cylinder base. It is essential that the component numbers of the parts required be clearly stated.

IMPORTANT.—In quoting engine and frame numbers the full number, including prefix letters, MUST BE GIVEN.

3. To avoid delay orders for spare parts should be written on a separate order form or sheet of paper to correspondence on other matters.

REPAIRS.

4. All motor cycles, engines, sidecars, or components for repair, must be consigned to "Repair," B.S.A. Cycles Ltd., Birmingham 11.
5. In cases where we are simply instructed to "overhaul," the machine or component will be entirely dismantled and all worn parts renewed, re-assembled and tested in a suitable manner.
6. When sending complete motor cycles to us such accessories as lamps, horns, speedometers, tools, etc., should be removed, as they are liable to be damaged or lost in transit, for which we cannot accept liability.
7. In the case of telephone enquiries relating to the supply or repair of motor cycle or sidecar parts customers are requested to communicate with the Department concerned as above. Telephone number: Birmingham Victoria 2381.
8. It frequently happens that parts are forwarded to us which do not bear the sender's name and address. Care in this respect will prevent delay and annoyance.
9. All goods must be consigned to us carriage paid.
10. All prices quoted in the price list do not include the cost of postage or carriage and packing, and are subject to alteration without notice. B.S.A. Cycles Limited reserve the right to charge for all goods supplied at prices ruling at time of delivery.
11. It must be understood that when no Ledger Account is open with the Company orders must be accompanied by a remittance. At the same time instructions should be given as to the method of despatch (either post, passenger or goods train), and such charges should be included in the remittance. All cheques and Postal Orders should be made payable to B.S.A. Cycles Limited.
12. Complaints relative to defects in tyres, saddles, and electrical equipment should be sent direct to the manufacturer of such articles as these goods are only guaranteed in accordance with the respective makers' warranty.
13. On the next pages will be found a list of Dealers who maintain a comprehensive stock of B.S.A. spare parts. You will save time and expense by ordering direct from the nearest Stockist.

B.S.A. Cycles Ltd. reserve the right to alter the designs or any constructional details of their manufactures at any time without giving notice.

LIST OF B.S.A. STOCKISTS.

SAVE TIME AND POSTAGE BY CONTACTING YOUR NEAREST B.S.A. STOCKIST
FOR B.S.A. SPARE PARTS, SPARE PART CATALOGUES, INSTRUCTION BOOKS
TRANSFERS, ETC.

ALL B.S.A. DEALERS CARRY STOCKS OF B.S.A. SPARE PARTS BUT THE FOLLOWING
APPOINTED STOCKISTS MAINTAIN A COMPREHENSIVE RANGE.

<i>Town.</i>	<i>Name of Stockist.</i>	<i>Address.</i>	<i>Telephone No.</i>	<i>Telegraphic Address.</i>
Aberdeen ..	J. Dawson	24-26 Thistle Street ..	1272	
" ..	George Cheyne (Motors) Ltd.	147, Holburn Street ..	5464/5	
Aldershot ..	Phi lips Bros. (Aldershot) Ltd.	Birchett Road	1111/2	Phillips, Cy- cles, Ald'shot
Andover ..	Andover Motor & Cycle	Weyhill Road	2991	
Banbury ..	Trinder Bros.	2 & 3, Broad Street ..	2546	
Bedford.. ..	The Imperial Cycle Co.	58, St. Loyes	2374	
Belfast	W. J. Chambers	106 and 108, Donegall Pass	27253/4	Fastmote, Belfast,
Biggleswade..	Bryants	25, 27, 72 and 74, Short- mead Street.	3108	
Birmingham.	County Cycle & Motor Co. Ltd.	266, Broad Street	Mid. 2671	Comocyco, Birmingham.
" ..	C. E. Cope & Sons Ltd.	13-15, Upper Hagley Road Bearwood	2246/7	
(Edgbaston 17)				
" ..	Shovelbottom's	346/352, Ladypool Road..	South 2212	
(Sparkbrook 12)				
Birkenhead ..	Bob Simister Ltd. ..	540, New Chester Road, Rock Ferry Rock Ferry.	1452	
Blackburn ..	Shuttleworth & Geldart	15, Gt. Bolton Street ..	6678	
Blackpool ..	J. Hall & Son	143, Church Street	785	
Boscombe, Bournemouth	Craze Bros.	475, Christchurch Road ..	Boscombe 63	
Bridgwater ..	Anderson & Wall	18, St. Mary Street	2416	Anderson & Wall, Bridgwater.
Brighton ..	Redhill Motors (Brighton) Ltd.	104, North Road	5281	
Bristol	S. J. Fair Motors Ltd..	201/3, Cheltenham Road..	46238	
Bury	Arthur Coyle (Prop. W. Hudson).	30-32, Walmersley Road ..	714	Coyle Motors, Bury.
Bradford ..	C. Sidney Ltd.	140-142, Manningham Lane	3116	
Cambridge ..	King & Harper Ltd. ..	Bridge Street	3201	Motors, Cambridge.
Cardiff	Car Distributors (Cardiff) Ltd.	155, City Road	3422	
"	R. Bevan	31/35, Castle Street	1808	
Carlisle	W. T. Tiffen & Son ..	Irishgate Brow	314	Tiffin, Irish- gate, Carlisle.
Carmarthen..	W. Edwards & Sons ..	Towy Garage	682	Edwards G'ge Carmarthen.
Chatham ..	Russells Garages Ltd...	Medway Garage, Medway Street	3863/4	
Chelmsford ..	Hadlers Garage	New Street	2227	Hadley, Chelmsford.
Cheltenham ..	Leslie Paynter	Bath Street	2887	Paynters G'ge Bath St., Cheltenham.
Chester	Davies Bros.	34, Bridge Street	510	
Coventry ..	Coventry Motor Mart Ltd.	London Road	2146/7/8	Coventry Motor Mart.

<i>Town.</i>	<i>Name of Stockist.</i>	<i>Address.</i>	<i>Telephone No.</i>	<i>Telegraphic Address.</i>
Croydon	Godfrey's Ltd.	228/234, London Road ..	Croydon 3641/2	Gofrabike, London.
Colchester ..	S.S. Motor & Cycle Supply Co.	63, High Street	2632	
Colwyn Bay ..	Gilbert Emery	Post Office Chambers, Penrhyn Road.	2813	
Darlington ..	The Duplex Motor and Cycle Co.	Grange Road	D' ton 2071	Duplex, Darlington.
Derby	Ingle's Provincial Garages Ltd.	Wallbrook Road	45289	
Doncaster ..	Edwards Motors (Doncaster) Ltd.	Station Garage	2431-2	Cars, Doncaster.
Dorchester ..	Tilleys	31, South Street	367	Motors, Dorchester.
Dublin	Huet Bros. Ltd.	7/8, Bachelor's Walk ..	73144	Huet, Dublin.
Dudley	Chas. E. Cope & Sons Ltd.	98 & 193, High Street ..	Dudley 2548/9	
"	James Park & Son	7, King Street	Dudley 2889	
Dundee	George Maclean	Riverside Drive	5088	Vehicles, Dundee.
Dunstable ..	B. G. England	Half Moon Hill, London Road.	207	
Edinburgh ..	Alexander & Co.	10 & 14, Lothian Road ..	21176	Motocycles, Edinburgh.
Enfield	D. J. Shepherd & Co. (Enfield) Ltd.	434-6, Hertford Road, Enfield Highway.	Howard 1631	
Evesham	Frank Morrall Ltd. ..	18-20, Port Street	6054	
Exeter	P. Pike & Co. Ltd. ..	Alphington Street	3081	Piko, Exeter.
Frome	P. Difazio	25, Catherine Street	212	
Gateshead ..	O. Carmichael & Son ..	75, 83 and 87, High Street West.	71815	
Glasgow	Bell Bros. (H.P.) Ltd. ..	215-223, St. Georges Road	Douglas 6414	Douglas 6414 Glasgow.
"	Alexander & Co.	272-280, Great Western Rd.	Douglas 3802/3/4	Alex Moto, Glasgow.
Gloucester ..	Harpers	23a, Worcester Street ..	3187	Gloucester 3187.
Grimsby	Harry Wardall Ltd. ..	13-15, Osborne Street ..	2202	
Guernsey	Millard & Co. Ltd. ..	Victoria Road	777	Millard Mtrs, Guernsey.
Guildford ..	E. Pascall (Guildford) Ltd.	Central Buildings, North Street.	Guildford 255	
Halifax	Halifax Motor Exchange	25, Horton Street	3400	Halifax 3400.
Hampton-in-Arden	J. Pearson	Barston	Hampton-in-Arden 30	
Harrogate ..	H. Acklam	11, Bower Road	5125	
Haywards H'th	Dinnages Garages Ltd. ..	81-83, South Road	294	
Hereford	A. Kear & Co.	52b, Commercial Street ..	2239	Kear, Hereford.
Hove	Bradshaws	6, Western Road	Hove 5252/3	
Huddersfield ..	Earnshaw	Manchester Road	1232	
Hull	A. E. Brown	43-47-48, Witham	31417	
Ipswich	Revetts	Berners Street	2822	
Jersey	Colebrooks	1, New Street	642	

<i>Town.</i>	<i>Name of Stockist.</i>	<i>Address.</i>	<i>Telephone No.</i>	<i>Telegraphic Address.</i>
Kirkcaldy ..	The County Motors ..	Junction Road ..	2568	
Keighley ..	Dick Ratcliffe ..	Coldshaw Garage, Haworth	Haworth 3133	
Launceston ..	J. Wooldridge & Son ..	Western Road ..	21	
Leeds ..	Watson-Cairns & Co. Ltd.	Lower Briggate ..	23379	Watson-Cairns, Briggate, Leeds
Leicester ..	E. W. Campion & Son Ltd.	Welford Place ..	58054	
Lincoln ..	West's (Lincoln) Ltd' ..	116, High Street ..	762	
Liverpool ..	Cundles ..	41, Byrom Street ..	Central 6160	Cundles, Central 6160.
London, N.W.1	Godfreys Ltd. ..	Eden Street ..	Euston 4046/7	Gofra Bike, London.
„ N.W.1	J. Grose Ltd. ..	379-381, Euston Road ..	Euston 5231	
„ W.5..	Kays of Ealing ..	8-10, Bond Street ..	Ealing 2387	Sparesokay, Ealux, Lond.
„ S.E.13	F. Parks & Son Ltd. ..	404, High Street, Lewisham	Lee Green 0535	
„ S.E.18	Cleare & Co. Ltd. ..	1 and 125, High Street, Woolwich.	0174	
„ E.7 ..	Lovett's Ltd. ..	418, Romford Road, Forest Gate.	Grangewood 1234	Lovemoto, London.
„ S.W.11	Owen Bros. ..	19, Battersea Rise, Clapham Junction.	Battersea 1299	
„ S.W.6	Claude Rye Ltd. ..	897-921, Fulham Road ..	Renown 4246	Ryebikes, Walgreen, L'don.
„ W.12.	Turners Stores ..	81-83, Goldhawk Road, Shepherds Bush.	Shep. Bush 2436	
„ W.3..	Whitbys of Acton Ltd. ..	273, The Vale, Acton ..	Shep. Bush 5355-6	
Maidstone ..	Redhill Motors (Maidstone) Ltd.	The Broadway ..	3096	
Mansfield ..	W. Henstock ..	128, Chesterfield Road ..	778	
Manchester ..	Colmore Depot ..	17-18, Watson Street ..	Blackfriars 3322	
„ ..	Tom Davies (Motors) Ltd.	233, Deansgate ..	Blackfriars 0681	
„ ..	Fred Fearnley Ltd. ..	692-4, Ashton Old Road..	East 1445/6	East M'hester 1445.
„ ..	Webb & Waitt Ltd., Stretford Garage.	Chester Road, Stretford..	Longford 2223/4	
Middlesbrough	Pallister, Yare & Cobb Ltd.	162, Linthorpe Road ..	2873	Payacob, Middlesbrough
Newcastle-on-Tyne	Dene (Newcastle) Motors Ltd.	Haymarket..	Newcastle 21837	Ened, Newcastle-on-Tyne
Northampton ..	P. C. Spokes & Son ..	1, Henry Street ..	1160	
Norwich ..	Chapmans (Norwich) Ltd.	42, Duke Street ..	24727	
Nottingham ..	E. W. Campion & Son Ltd.	Station Street ..	2961	
Oxford ..	H. F. Temple ..	69, High Street, St. Thomas	2485	
Perth ..	M. Shaw & Sons ..	143, High Street ..	483	
Peterborough ..	Burrows Bros. ..	55-57, Westgate..	2154	
Plymouth ..	P. Pike & Co. Ltd. ..	26-28, Union Place ..	3108	Piko, Plymouth.
Portsmouth ..	G. E. Minnell ..	19, Cuthbert Road, Kingston.	—	

<i>Town.</i>	<i>Name of Stockist.</i>	<i>Address.</i>	<i>Telephone No.</i>	<i>Telegraphic Address.</i>
Preston	Loxhams Garages Ltd. . .	Fishergate	4242 and 4247	
Pulborough ..	Gray & Rowsell	Bury Gate	Bury 4	
Reading	Fortescue Bros. Ltd. ..	1-2, West Street	4143	4143 Reading.
Redhill	The Redhill Motor and Cycle Works Ltd.	50, Brighton Road	327	
Romford	G. H. Wilson	George Street	2660	
St. Austell ..	S. H. Kellaway & Sons. .	South Street Garage ..	102	
Sheffield	Walter Wragg Ltd. ..	Stanley Works, Wellington Street.	26098	Sheffield 26098.
Shetland	Thomson's Garage ..	Esplanade, Lerwick ...	85	Thomson's Garage, L'ck.
Sittingbourne	Scoones' Garage	9, West Street	66	Scoones, Sittingbourne.
Southampton	Alec. Bennett Ltd. ..	Portwood Junction ..	74081/2	
Southport ..	H. F. Brockbank	62, King Street	5054	
Southsea	Percy Kiln Ltd.	61-67, Elm Grove	Portsmouth 4793	
Stockport ..	Theobald & Coppack ..	6, Chestergate	2843	Theobald, Coppack, Stockport.
Stockton-on-Tees	Stan Jones (Automobile) Engineers Ltd.	7a, Bridge Road	66179	
Stoke-on-Trent	J. & N. Bassett	Howards Place, Shelton. .	2890	
Sunderland ..	Dunns Garage Ltd. ..	53-4, North Bridge Street.	4994	
Sutton-in-Ashfield	W. Henstock	Forest Street Garage ..	90	Henstock, 90 Sutton-in-Ashfield
Swadlincote ..	T. H. Wroughton	High Street	7414	Wroughtons Garage, Swad'te.
Taunton	W. P. Edwards (Motors) Ltd.	58, East Street	2943	Edwards Motor Cycles, Taunton.
Thetford	W. & G. Lambert Ltd..	Castle Street	2217	
Tunbridge Wells	C. E. Tunbridge	2, Vale Road	416	Tunbridge Motor, Tunbridge Wells.
Twickenham ..	C. A. Blay	192, Heath Road	Popesgrove 2103 & 1435	
Wainfleet	C. S. Wilkinson	Market Place	258	
Watford	Lloyd Cooper & Co. ..	61, Queens Road	2125	
Warrington ..	Frodsham Jack Ltd. ..	37a, Winnick Street	471	
Westcliff-on-Sea	J. Costin & Sons. . .	233-5-7, London Road ..	Southend 2215	
Weybridge	W. L. Lewis & Sons ..	51, Church Street	210	
Weymouth	Tilleys	9, Frederick Place	72	
Winchester ..	Winchester Cycle and Motor Co.	Jewry Street	2728	
Worcester	W. J. Bladder & Son ..	52, Sidbury	243	Bladder, Sidbury, Worc'ter.
Wolverhampton	C. E. Cope & Sons ..	168-9, Stafford Street ..	22850	
Worthing	Wheatlands	56, Broadwater Street (West)	1224	
Yeovil	The Yeovil Motor Mart	Hendford	267	Motor Mart, Yeovil.
York	C. S. Russell (York) Ltd.	Lawrence Street	3793	Russell, Lawrence Street, York.

ENGINE

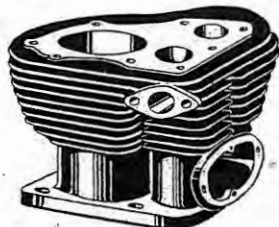
DESCRIPTION.	C10.	C11.	B31—B32.	M20—M21.
Cylinder Barrel	—	29-2255	65-1062	—
Do. with valve guides .. .	29-2544	—	—	—
Do. with liner and valve guides	—	—	—	66-88
Cylinder Head	29-2547	—	—	66-57
Do. with valve guides and studs	—	29-2256	65-1156	—
Do. Washer	65-93	29-2258	—	66-58
Do. Timing Bolt	24-8328	—	—	24-8328
Cylinder Base Paper Washer ..	29-2111(2)	29-2262	66-92	66-93(2)
Cylinder Head Bolt (long) .. .	27-5156(5)	—	—	36-11(5)
Do. (short)	27-6260(3)	—	—	35-1086(5)
Do. Washer	F21(8)	—	—	EB76A(9)
Cylinder Head Stud	—	29-2259(5)	—	—
Cylinder Head Stud (short) .. .	—	3-1381(2)	—	—
Do. Nut	—	E19(5)	—	—
Do. Nut	—	EA80(2)	—	—
Do. Washer	—	36-399(5)	—	—
Do. Washer	—	36-382(2)	—	—
Do. Securing Bolt (complete)	—	—	66-115(4)	—
Do. Cover Inlet	—	—	65-1159	—
Do. do. Exhaust	—	—	65-1160	—
Do. do. Screw	—	—	65-1166(8)	—
Do. do. Screw Washer .. .	—	—	29-541(8)	—
Do. do. Paper Washer .. .	—	—	65-1164(2)	—
Sparking Plug Waterproof Cover ..	65-213	65-213	65-213	65-213
Sparking Plug	65-95	65-95	65-95	65-95
Do. Washer	66-102	66-102	66-102	66-102
Carburettor Flange Stud	24-5205(2)	24-5205(2)	24-5205(2)	24-5205(2)
Do. Stud Nut	EA80(2)	EA80(2)	EA80(2)	EA80(2)
Do. Stud Shakeproof Washer ..	36-382(2)	36-382(2)	36-382(2)	36-382(2)
Do. Stud Plain Washer .. .	—	—	—	15-5155(2)
Do. Joint Washer (Hallite)	66-127	66-127	—	66-127
Do. Paper Washer	—	—	65-1162(2)	—
Do. Packing Washer	—	—	65-1163	—
Cylinder Valve Guide (inlet) .. .	29-2109	65-37	65-1145	66-140
Do. (exhaust)	29-2110	65-37	65-1144	66-139
Cylinder Inlet Valve	29-2120	29-2124	65-1111	66-235
Cylinder Exhaust Valve	29-2121	65-208	65-1110	66-236
Valve Stem Cap (inlet)	—	—	65-209	—
Do. (exhaust)	—	—	31-103	—
Valve Spring (outer)	31-106(2)	31-106(2)	65-1147(2)	31-106(2)
Do. (inner)	—	31-108(2)	65-1146(2)	—
Valve Retaining Split Collar (inlet)	—	—	—	—
two parts	29-410	29-410	29-410	66-222
Do. (exhaust) two parts .. .	29-410	29-410	15-1525	—
Valve Spring Collar	66-221(2)	31-111(2)	65-1149(2)	66-221(2)
Do. Cup	—	15-1215(2)	65-1148(2)	—
Do. Cover	—	—	—	66-242
Do. Cover Washer (oilproof fibre)	—	—	—	66-243
Do. Securing Screw	—	—	—	66-1933(4)
Do. do. Washer	—	—	—	24-978(4)
Rocker Valve Cover	—	29-2260	—	—
Do. Joint Washer (Hallite) .. .	—	29-2261	—	—
Do. Bolt	—	65-109	—	—
Valve Rocker Inspection Cover ..	—	—	65-1142	—
Do. Washer (oilproof paper)	—	—	65-1143	—
Do. Screw	—	—	M168A(4)	—
Valve Cover Breather, complete ..	—	29-2280(2)	—	—
Rocker Oil Feed Pipe, complete ..	—	—	65-1119	—
Do. Union Screw	—	—	65-306(2)	—

NOTE — Figures in brackets denote number per set, e.g. (2), 2 per set.
When no figures in brackets are shown one part constitutes a set.

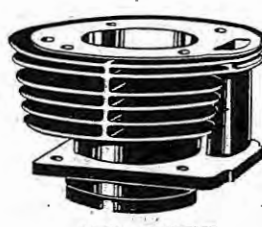
ENGINE



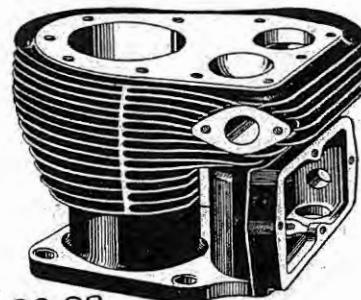
65-1062



29-2544



29-2255



66-88



65-1156



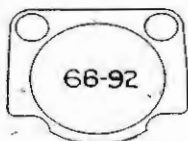
29-2547



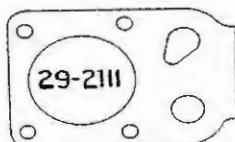
29-2256



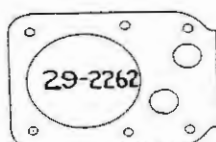
66-57



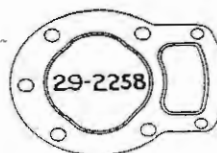
66-92



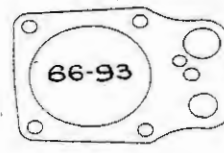
29-2111




29-2262



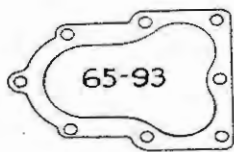
29-2258



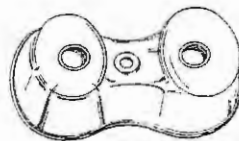
66-93



29-2261



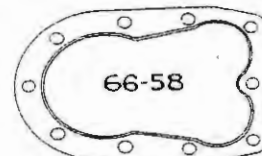
65-93



29-2260



66-242



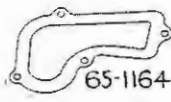
66-58



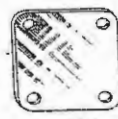
65-1159



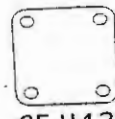
65-1160




65-1164



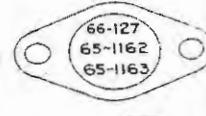
65-1143



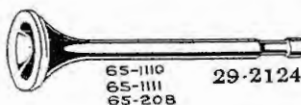
65-1142



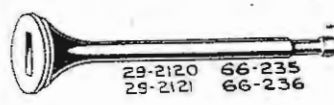
66-243



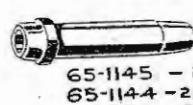
66-127
65-1162
65-1163



65-1110
65-1111
65-208



29-2124
29-2120
29-2121
66-235
66-236



65-1145 - 2 1/4"
65-1144 - 2 1/4"
65-37 - 1 3/4"



65-1147
31-106



31-108
65-1146



66-139-3/4"
66-140-3/4"



66-222



29-410
15-1525



31-103
65-209



29-2280



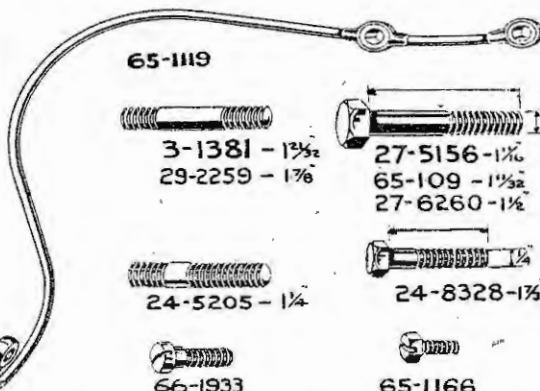
65-1148



66-221



29-2109-1 1/2"
29-2110-2 1/2"



65-1119

3-1381 - 1 3/4"
29-2259 - 1"


24-5205 - 1 1/4"

66-1933

27-5156 - 1 1/2"
65-109 - 1 1/2"
27-6260 - 1 1/2"

24-8328 - 1 1/2"

65-1166



66-115



31-111



65-1149

36-11 - 1 3/4"
35-1086 - 1 1/2"

65-306 - 1 1/2"



65-213



65-95



66-102

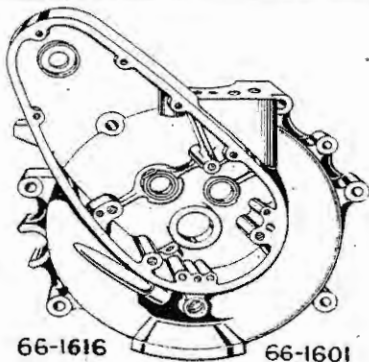
M-168A

Engine—continued

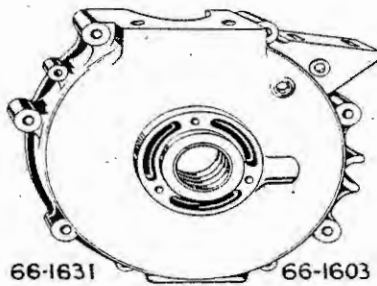
DESCRIPTION.	C10.	C11.	B31—B32.	M20—M21.
Oil Return Pipe, complete with banjos	—	—	65-1215	—
Oil Return Pipe Banjo Screw	—	—	26-1253(2)	—
Engine Steady Stay, complete	—	—	65-1153	66-98
Do. Bolt	—	—	15-480	—
Do. Bolt Nut	—	—	EA80	—
Do. Bolt Washer	—	—	24-8784	27-6043
Inlet Valve Rocker, complete with ball ends	—	—	65-1102	—
Exhaust do.	—	—	65-1100	—
Valve Rocker Fulcrum Pin	—	—	65-1161(2)	—
Do. Thrust Washer	—	—	27-1111(2)	—
Valve Rocker Spindle Spring	—	29-2270(2)	65-1117(2)	—
Do. Washer	—	—	65-1118(2)	—
Do. Nut	—	—	65-311(2)	—
Do. Nut Washer	—	—	36-481(2)	—
Inlet and Exhaust Valve Rocker	—	29-2268(2)	—	—
Valve Rocker Trunnion	—	29-2266	—	—
Do. Bolt	—	29-2267(2)	—	—
Do. Bolt Locking Plate	—	29-2269(2)	—	—
Rocker Trunnion Washer	—	24-5914(2)	—	—
Do. Nut	—	28-118(2)	—	—
Do. Nut Split Pin	—	35-698(2)	—	—
Rocker Adjusting Screw	—	29-2271(2)	—	—
Do. Nut	—	24-563(2)	—	—
Exhaust Lifter	—	—	65-1137	66-1435
Do. Bush	—	—	65-387	66-1434
Do. Fibre Washer	—	—	M552A	—
Do. Spindle	—	—	65-1165	—
Do. Spindle Washer	—	—	65-402	—
Do. Split Pin	—	—	35-701	—
Do. Spindle Spring	—	—	65-403	66-1432
Do. Spindle Felt Washer	—	—	65-401	—
Do. Washer	—	—	K234A(2)	—
Do. Lever	—	—	66-1431	66-1431
Do. Spindle Nut	—	—	EB102(2)	EB102
Do. Lever Washer	—	—	—	29-541
Do. Cable Holder	—	—	27-1163	—
Do. Cable Nut	—	—	EB102	—
Piston, complete with gudgeon pin, rings and retaining springs	29-2561	29-2568	65-758	66-1190
Do. (M21 only)	—	—	—	66-1198
Piston only	65-405	29-2274	65-703	66-1024
Do. (M21 only)	—	—	—	66-1039
Piston Ring	29-2620(2)	29-2620(2)	65-744(2)	66-1090(2)
Piston Scraper Ring	65-730	65-730	65-735	66-1100
Gudgeon Pin	65-437	65-437	65-440	66-953
Do. Retaining Ring	65-438(2)	65-438(2)	66-954(2)	66-954(2)
Crankcase (gear side), complete with fixed fittings	29-2326	29-2319	66-1616	66-1601
Crankcase (drive side), complete with fixed fittings	29-2321	29-2321	66-1631	66-1603
Crankcase Plug Screw	—	—	27-181	27-181
Do. Drain Plug	28-243	28-243	28-243	28-243
Do. Washer (fibre)	M814A	M814A	M814A	M814A
Engine Shaft Bush (gear side)	65-2052	65-2052	—	—
Crankcase Ball Bearing (drive side)	24-732	24-732	—	—
Crankcase Roller Bearing (gear side)	—	—	24-722	24-722
Do. (drive side)	—	—	24-724	24-724
Ball Bearing (gear side)	—	—	—	27-261
Bearing (drive side)	—	—	65-2045	66-1625

NOTE.—Figures in brackets denote number per set, e.g. (2), 2 per set.
When no figures in brackets are shown one part constitutes a set.

ENGINE



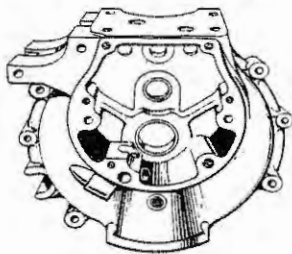
66-1616



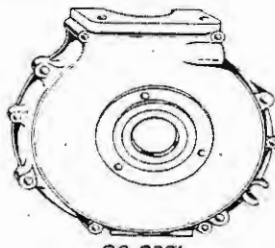
66-1601

66-1631

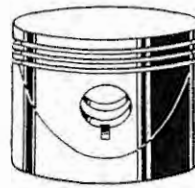
66-1603



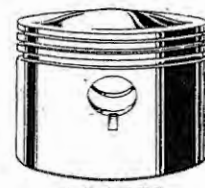
29-2319
29-2326



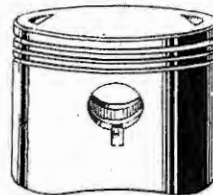
29-2321



65-405




29-2274



65-703




65-744
66-1090
29-2620



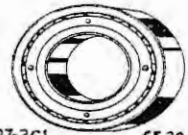
65-730

65-735, 66-1100



24-724


66-1625
24-722



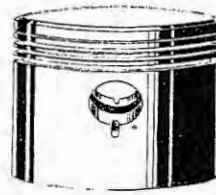
27-261

24-732

65-2045



65-2052



66-1024



66-1039



65-1100



65-1102



65-438
66-954



65-437
65-440



66-953



29-2268




65-1215



29-2266



65-1161



65-1153



29-2270
65-1117



65-1118



29-2271




66-1432



66-1431



65-403



66-98



65-1165



66-1434



65-387



65-311



27-181



29-2269



26-1253-1752



66-1435



65-1137



27-1163



65-401



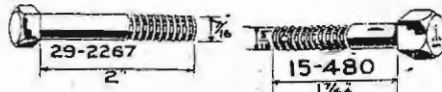
M.552A



M.814A



28-243



29-2267

15-480



28-118



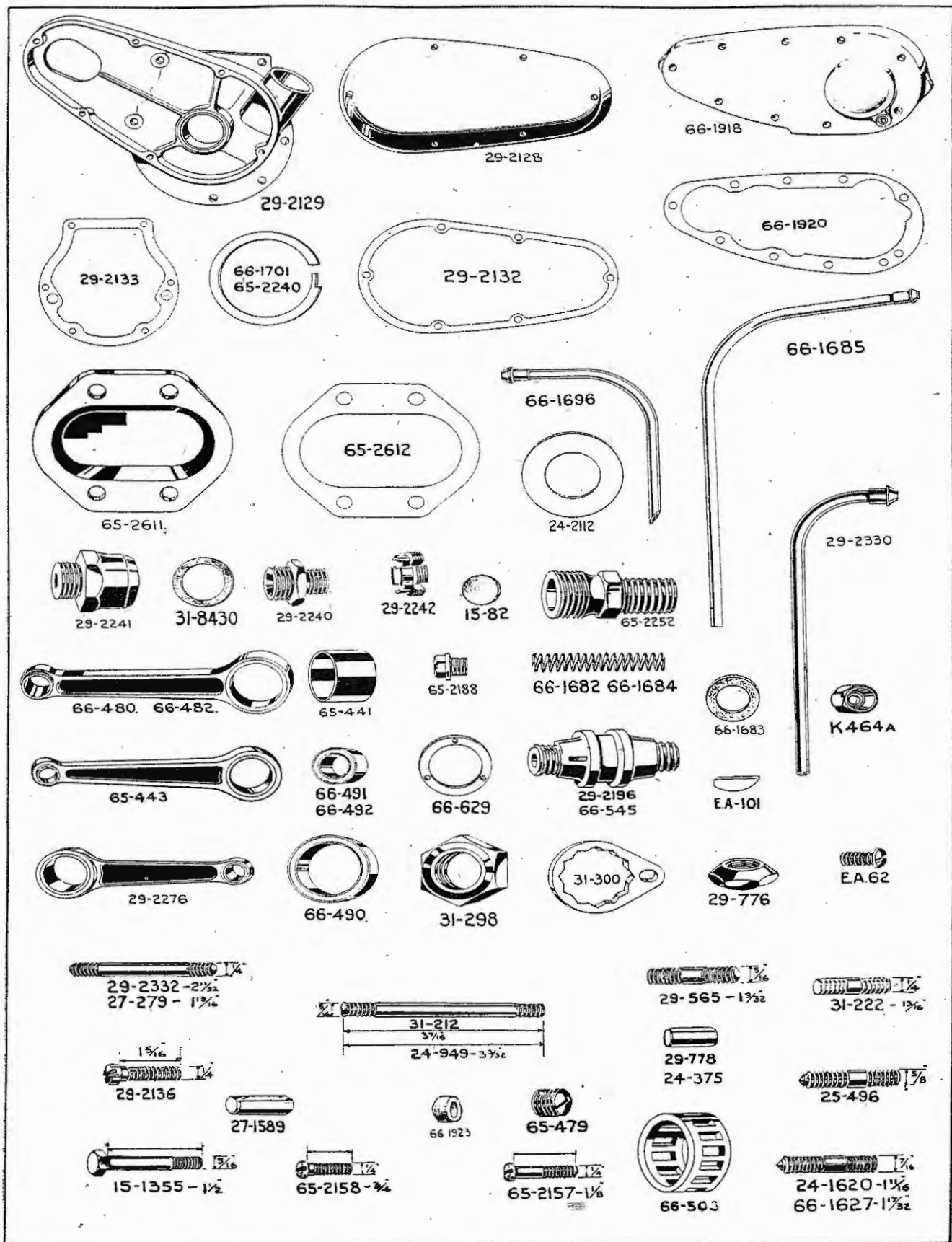
35-701
35-698

Engine—continued

DESCRIPTION.	C10.	C11.	B31—B32.	M20—M21.
Crankcase Bearing Oil Retaining Washer (drive side)	24-2112	24-2112	—	—
Do. Spring Ring	66-1701	66-1701	65-2240	65-2240
Air Release Adaptor	29-2241	29-2241	29-2241	29-2241
Do. Screw	29-2242	29-2242	29-2242	29-2242
Do. Adaptor Washer	31-8430	31-8430	31-8430	31-8430
Do. Body	29-2240	29-2240	29-2240	29-2240
Do. Fibre Disc	15-82	15-82	15-82	15-82
Do. Pipe, complete with nipple	29-2330	29-2330	66-1696	66-1685
Do. Pipe Nipple Nut	K464A	K464A	K464A	K464A
Cylinder Base and Crankcase Stud..	25-496(4)	25-496(6)	—	24-1620(4)
Do. Stud (front)	29-565	—	—	—
Do. Stud	—	—	—	66-1627
Do. Stud Nut	EA82(4)	EA82(6)	—	15-152(5)
Do. Stud Nut	15-6524	—	—	—
Do. Stud Spring Washer	24-8784	—	—	—
Do. Stud Spring Washer	M576B(4)	M576B(6)	—	N572(5)
Crankcase Scavenge Cover	65-2611	65-2611	65-2611	65-2611
Do. Washer	65-2612(2)	65-2612	65-2612(2)	65-2612(2)
Do. Stud	31-222(4)	31-222(4)	31-222(4)	31-222(4)
Do. Nut	EB113(4)	EB113(4)	EB113(4)	EB113(4)
Do. Stud Spring Washer	K197(4)	K197(4)	29-541(4)	29-541(4)
Do. Oil Pipe Adaptor	65-2252(2)	65-2252(2)	65-2252(2)	65-2252(2)
Do. Washer (grey fibre)	66-1683(2)	66-1683(2)	66-1683(2)	66-1683(2)
Timing Cover, complete	—	—	66-1918	66-1918
Do. (outer)	29-2128	29-2128	—	—
Do. Outer Washer	29-2132	29-2132	66-1920	66-1920
Do. Outer Screw	65-2158(6)	65-2158(6)	65-2157(9)	65-2157(9)
Do. Inner Screw (long)	29-2136(2)	29-2136(2)	—	—
Timing Cover, with fixed fittings (inner)	29-2129	29-2129	—	—
Do. (inner) Washer	29-2133	29-2133	—	—
Do. (inner) Screw (short)	65-2158(4)	65-2158(4)	—	—
Do. (inner) Screw Shakeproof Washer	29-541(2)	29-541(2)	—	—
Do. Dowel Pin	27-1589(2)	27-1589(2)	—	—
Timing Cover Oil Feed Rubber Washer	—	—	66-1923(2)	66-1923(2)
Oil Valve Spring	66-1682	66-1682	66-1684	66-1684
Do. Retaining Screw	65-2188	65-2188	65-2188	65-2188
Do. Screw Washer	66-1683	66-1683	66-1683	66-1683
Oil Valve Spring Ball	$\frac{1}{8}$ " diam.	$\frac{1}{8}$ " diam.	$\frac{1}{8}$ " diam.	$\frac{1}{8}$ " diam.
Crankcase Connecting Bolt	—	—	15-1355(3)	15-1355(3)
Do. Stud (top) (rear)	—	—	31-212	31-212
Do. Stud (top)	29-2332(2)	29-2332(2)	—	—
Do. (short)	27-279(4)	27-279(4)	—	—
Crankcase Stud Nut	EB113(10)	EB113(10)	—	—
Do. Stud (rear)	—	—	24-949	24-949
Do. Connecting Bolt Nut	—	—	EA80(5)	EA80(5)
Connecting Rod, complete with bushes	—	—	66-482	66-480
Do. complete with bush	65-443	29-2276	—	—
Do. Gudgeon Pin Bush	65-441	65-441	66-492	66-491
Do. Big End Bush	—	—	66-490	66-490
Do. Thrust Washer	—	—	66-629(2)	66-629(2)
Do. Rivet	—	—	66-630(6)	66-630(6)
Crankpin	29-2196	29-2196	66-545	66-545
Do. Key	EA101	EA101	EA101	EA101
Do. Nut	29-776(2)	29-776(2)	31-298(2)	31-298(2)
Do. Locking Washer	—	—	31-300(2)	31-300(2)
Do. Locking Washer Screw	—	—	EA62(2)	EA62(2)
Do. Roller	29-778(15)	29-778(15)	24-375(24)	24-375(24)
Do. Cage	—	—	66-506	66-506
Do. Oil Hole Plug Screw	—	—	65-479	65-479

NOTE.—Figures in brackets denote number per set, e.g. (2), 2 per set.
When no figures in brackets are shown one part constitutes a set.

ENGINE

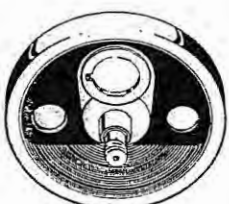


Engine—continued

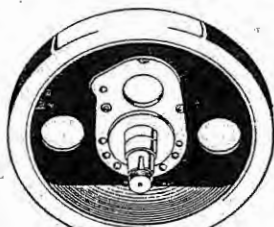
DESCRIPTION.	C10.	C11.	B31—B32.	M20—M21.
Flywheel (drive side, cast iron) with engine shaft assembled	29-2632	29-2632	65-1123	66-649
Do. (drive side, steel)	65-574	65-574	—	—
Do. (drive side) (M21 only) ..	—	—	—	66-705
Do. (gear side, cast iron) do.	65-554	65-554	65-1125	66-651
Do. (gear side, steel)	65-572	65-572	—	—
Do. (gear side) (M21 only) ..	—	—	—	66-707
Engine Shaft (drive side)	—	—	65-1128	66-644
Do. (gear side)	—	—	65-1129	66-640
Engine Shaft Rivet	—	—	27-1239(14)	27-1239(14)
Oil Flinger (drive side)	65-2055	65-2055	24-2113	24-2113
Engine Shaft Shim (drive side) ..	—	—	66-661	66-661
Do. Distance Collar	65-2048	65-2048	66-660	66-660
Do. Oil Feed Pipe	—	—	66-698	66-698
Timing Pinion Key	15-40	15-40	65-693	65-693
Timing Pinion Locking Washer ..	15-1410	15-1410	65-695	65-695
Timing Pinion	29-2552	29-2552	65-692	65-692
Timing Pinion Nut	65-691	65-691	29-905	29-905
Cush Drive Bearing	65-2523	65-2523	65-2534	65-2534
Do. Distance Collar	29-2634	29-2634	—	—
Do. Nut	65-2520	65-2520	65-2520	65-2520
Do. Nut Locking Washer	65-2521	65-2521	65-2521	65-2521
Do. Alignment Washer (.032") ..	66-1705	66-1705	66-1707	66-1707
Do. do. (.064")	24-389	24-389	66-1708	66-1708
Cush Drive Sliding Sleeve (B32 only)	—	—	65-2431	—
Cush Drive Sleeve	15-1555	15-1555	15-1555	15-1555
Do. Spring	15-46	15-46	66-1706	15-46
Do. (M21 only)	—	—	—	66-1706
Engine Sprocket (15T), use with 65-2431 Sleeve (B32 only) ..	—	—	65-2430	—
Engine Sprocket (16T)	15-1568	15-1568	15-1568	15-1568
Do. (17T)	15-1567	15-1567	15-1567	15-1567
Do. (18T)	—	—	—	15-1566
Do. (19T)	—	—	—	15-1565
Do. (20T)	—	—	—	15-1564
Do. (21T)	—	—	—	15-1560
Magdyno Driving Pinion	—	—	65-2334	65-2334
Do. Spring Washer	—	—	M576B	M576B
Do. Nut	—	—	24-195	24-195
Do. Oil Seal	—	—	65-2316	65-2316
Do. Strap (short), complete ..	—	—	66-2321	66-2321
Magneto Strap (short) (B32 only) ..	—	—	66-2327	—
Magdyno Strap (long)	—	—	66-2320	66-2320
Magneto Strap (long) (B32 only) ..	—	—	66-2343	—
Dynamo Strap	29-2201	29-2201	—	—
Do. Eye Bolt	29-2203	29-2203	—	—
Do. do. Nut	EA80	EA80	—	—
Dynamo Strap Stud	29-2177(2)	29-2177(2)	—	—
Do. Eye Plug (plain)	65-2352	65-2352	65-2352	65-2352
Strap Eye Plug (threaded)	—	—	65-2353	65-2353
Strap Clip Bolt	—	—	27-5156	27-5156
Do. Washer	F21	F21	F21	M550A
Distributor Clamp Fixing Screw ..	66-1933	66-1933	—	—
Dynamo Driving Sprocket	29-2198	29-2198	—	—
Do. Chain	29-2199	29-2199	—	—
Magdyno Drive Idler Pinion, with bush	—	—	66-2250	66-2250
Idler Pinion	—	—	66-2251	66-2251
Do. Spindle	—	—	65-2335	65-2335
Do. Bush	—	—	65-2336	65-2336
Do. Thrust Washer	—	—	36-3528	36-3528
Inlet and Exhaust Cam Pinion, complete with bush	—	—	65-2420(2)	65-2420(2)
Cam Pinion Spindle	—	—	65-2425(2)	65-2425(2)
Cam Pinion Bush	—	—	65-441(4)	65-441(4)
Do. Spindle Bolt	—	—	66-2007(2)	66-2007(2)

NOTE.—Figures in brackets denote number per set, e.g. (2), 2 per set.

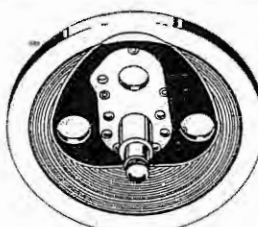
ENGINE




65-554



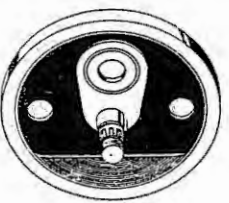
65-1125



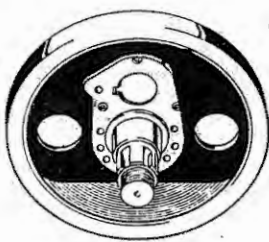
66-651
66-707



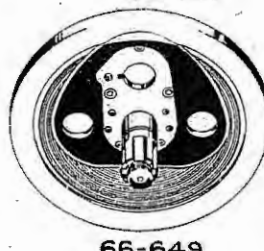
65-2334



29-2632



65-1123




66-649
66-705




65-2316



24-195




65-1129




65-1128



66-640



66-644



65-2055



24-2113



66-661




65-2048
66-660



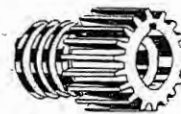
66-698



15-1410



65-692




29-2552




65-691



29-905



65-2523
65-2534




29-2634



65-2520



65-2521



65-693



15-40



66-1706
15-46



15-1555



15-1560-21r. 15-1564-20r.
15-1566-18r. 15-1568-16r.
15-1565-19r. 15-1567-17r.
65-2430-15r.



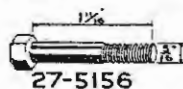
29-2201



66-1708
24-389



66-1705
66-1707



27-5156



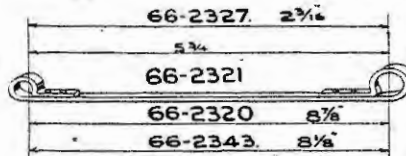
65-2353



65-2352



29-2203



66-2327. 2 3/4"

66-2321

66-2320 8 3/4"

66-2343. 8 3/4"



29-2198



29-2177



29-2199



66-2251
66-2250




65-2336



65-2335



36-3528



65-2420



65-441



65-2425



65-2431



66-2007



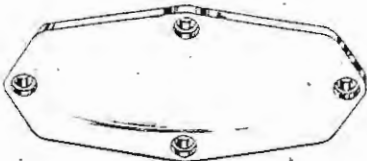
66-1933

Engine—continued

DESCRIPTION.	C10.	C11.	B31—B32.	M20—M21.
Timing Gear Plate (complete), with bearing	—	—	66-2008	66-2008
Gear Plate Bolt Washer (Shakeproof)	—	—	36-382(6)	36-382(6)
Gear Plate Bolt (C.E.1)	—	—	1-5069	1-5069
Do. (Whit.)	—	—	21-2902(3)	21-2902(3)
Camshaft Bush (crankcase)	29-2141	29-2141	—	—
Camshaft Timing Cover Bush (outer)	29-2134	29-2134	—	—
Do. (inner)	29-2135	29-2135	—	—
Camshaft	29-2164	29-2286	—	—
Camshaft Pinion	29-2162	29-2162	—	—
Do. Key	EA101	EA101	—	—
Camshaft Shim	29-2165	29-2165	—	—
Do. Dynamo Sprocket	29-2187	29-2187	—	—
Do. Nut	24-4255	24-4255	—	—
Do. Nut Locking Washer	29-2172	29-2172	—	—
Inlet and Exhaust Cam Rocker	29-2148(2)	29-2285(2)	—	—
Cam Rocker Spindle	29-2173	29-2173	—	—
Do. Distance Piece	29-2171	29-2171	—	—
Do. Circlip	29-2170	29-2170	—	—
Inlet and Exhaust Tappet	29-2180(2)	—	66-1493(2)	—
Inlet Tappet	—	—	—	66-1493
Exhaust Tappet	—	—	—	66-1495
Inlet and Exhaust Tappet Head	—	—	66-1511(2)	—
Tappet Head Adjuster	29-252(2)	—	—	—
Inlet Tappet Head	—	—	—	66-1497
Exhaust Tappet Head	—	—	—	66-1498
Inlet and Exhaust Tappet Locknut	24-6040(2)	—	15-6524(2)	15-6524(2)
Do. Valve Tappet Guide	65-42(2)	—	66-1494(2)	66-1494(2)
Tappet Recess Cover	29-2554	—	66-1936	—
Tappet Cover Washer	29-2159	—	—	—
Tappet Recess Cover Screw	66-1933(4)	—	29-2158(4)	—
Do. Washer (fibre)	—	—	66-1937	—
Push Rod, complete with ends	—	—	65-1084(2)	—
Valve Push Rod	—	29-224(2)	—	—
Push Rod End (top)	—	—	66-1341(2)	—
Do. (bottom)	—	—	65-885(2)	—
Do. Rivet	—	—	66-1343(4)	—
Push Rod Cover Tube	—	—	65-1080	—
Do. Bottom Washer	—	—	66-1379	—
Do. Gland Packing (rubber)	—	—	66-1367	—
Do. Gland Nut	—	—	65-1082	—
Do. Stud	—	—	24-4227(2)	—
Do. Spring Washer	—	—	29-541(2)	—
Do. Stud Nut	—	—	65-930(2)	—
Oil Pump, complete	65-2619	65-2619	65-2619	65-2619
Do. Body	65-2596	65-2596	65-2596	65-2596
Do. Bottom Plate, complete	65-2625	65-2625	65-2625	65-2625
Oil Pump Top Plate	65-2598	65-2598	65-2598	65-2598
Do. Washer	65-2606	65-2606	65-2606	65-2606
Oil Pump Bolt	15-848(2)	15-848(2)	15-848(2)	15-848(2)
Oil Pump Feed Gear (driving)	65-2601	65-2601	65-2601	65-2601
Do. (driven)	65-2600	65-2600	65-2600	65-2600
Oil Pump Scavenge Gear	65-2599(2)	65-2599(2)	65-2599(2)	65-2599(2)
Do. Fixing Bolt	65-2604(2)	65-2604(2)	65-2604(2)	65-2604(2)
Do. Spring Washer	24-978(2)	24-978(2)	24-978(2)	24-978(2)
Oil Pump Filter	65-2623	65-2623	65-2623	65-2623
Do. Driving Spindle	65-2578	65-2578	66-2620	66-2620
Do. Retaining Pin	65-2603	65-2603	65-2579	65-2579
Oil Pump and Crankcase Joint Washer	65-2618	65-2618	65-2618	65-2618
Oil Pump Spindle Retaining Pin Washer	1-4621	1-4621	1-4621	1-4621

NOTE—Figures in brackets denote number per set, e.g. (2), 2 per set.
When no figures in brackets are shown one part constitutes a set.

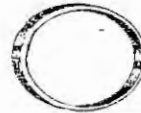
ENGINE



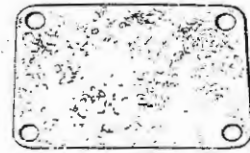
29-2554



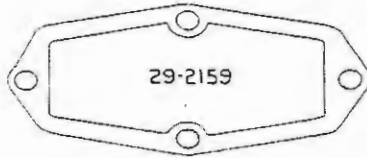
65-1082



66-1367



66-1937



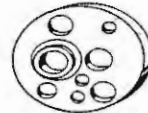
29-2159



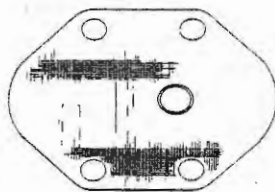
65-1080



66-1936




65-2598



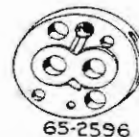
65-2623



29-2158



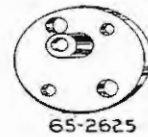
66-1379




65-2596



65-2599



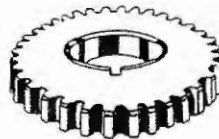
65-2625



29-2164
29-2286



29-2141



29-2162



65-2600



65-2603
65-2579



EA-101



65-2601



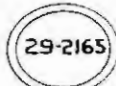
65-2618



29-2135



29-2134



29-2165



24-4255



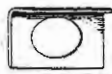
1-5069



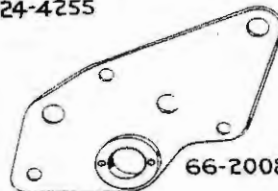
65-2578
66-2620




29-2187




29-2172



66-2008



21-2888



15-848 $\frac{3}{8} \times \frac{1}{2}$
65-2604 $\frac{3}{8} \times \frac{1}{2}$



29-2180



29-252



29-2173



29-2171



65-2606



66-1495
66-1493



66-1497




29-2148



29-2170



29-2285



65-42



66-1498



66-1511



66-1341



65-1084



66-1494



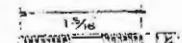
65-930



65-885



29-224



24-4227

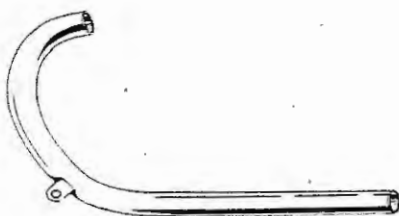
Engine—continued

DESCRIPTION.	C10.	C11.	B31—B32.	M20—M21.
EXHAUST SYSTEM.				
Exhaust Pipe, complete	29-2980	29-2971	65-2687	66-2940
Do. (B32 only)	—	—	65-2690	—
Do. Sleeve	—	—	—	66-2943
Do. Finned Collar	—	—	15-2345	—
Do. Screw	—	—	M204	—
Exhaust Pipe Legshield (B32 only) .	—	—	65-2704	—
Do. Screws (B32 only)	—	—	EB673(3)	—
Silencer, complete	29-2975	29-2975	65-2754	66-2944
Do. (B32 only)	—	—	65-2760	—
Silencer Clip Bolt	—	—	24-7343	24-7343
Do. Washer	—	—	29-541	29-541
Do. Nut	—	—	M263	M263
Do. Fixing Bolt	—	—	—	15-480
Silencer Fixing Bolt Washer ..	—	—	—	36-382
Do. Nut	—	—	—	66-2810
Do. Nut Split Pin	—	—	—	15-1266
Do. Fixing Bracket Bolt	—	—	3-1399	} When pillion footrest not ftd.
Do. Bolt Nut	—	—	EB106	
CRANKCASE SHIELD.				
Crankcase Shield (Sidecar), complete	—	—	—	66-2738
Do. (Solo), complete	—	—	—	66-2732
Do. (B32 only)	—	—	65-2850	—
Crankcase Shield Front and Rear	—	—	—	—
Stud (B32 only)	—	—	27-5683(2)	—
Do. "U" Bolt	—	—	—	66-2735
Do. do. Washer	—	—	—	N566(2)
Do. do. Nut	—	—	—	EA80(2)
Crankcase Shield and Chainstay Stud	—	—	—	—
Nut	—	—	—	66-2726(2)
Crankcase Shield Front Stud Nut ..	—	—	—	66-2725(2)


NOTE.—Figures in brackets denote number per set, e.g. (2), 2 per set.
When no figures in brackets are shown one part constitutes a set.

**If one side only crankcase is needed
the other side should be sent to be
correctly fitted. Failing this, a perfect
fit cannot be guaranteed.**


ENGINE



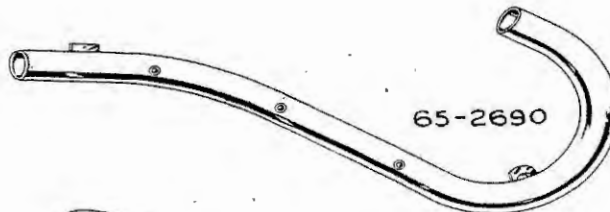
65-2687




29-2971




66-2940



65-2690



65-2704



29-2980




66-2943




66-2810



15-2345



65-2760 65-2754 29-2975



66-2944



66-2738



65-2850



27-5683




66-2735



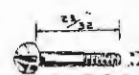
3-1399



66-2732



15-480



M. 204



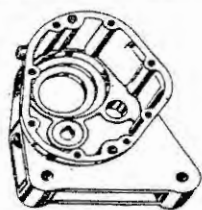
66-2726
66-2725

GEARBOX AND CONTROL PARTS

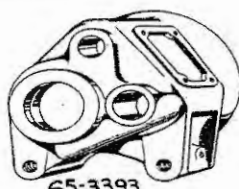
DESCRIPTION.	C10.	C11.	B31—B32.	M20—M21.
Gearbox Shell, complete with fixed fittings	29-3254	29-3254	65-3393	66-3028
Gearbox Shell only	29-3255	29-3255	65-3394	66-3030
Gearbox Inner Cover, with fixed fittings	29-3258	29-3258	65-3344	15-4211
Gearbox Outer Cover, with fixed fittings	29-3240	29-3240	65-3346	66-3102
Cover Joint Washer (outer)	29-3312	29-3312	65-3355	66-3068
Do. (inner)	29-3313	29-3313	65-3023	66-3069
Gearbox Cover Stud (long)	29-3304(5)	29-3304(5)	—	15-4213
Do. (short)	—	—	—	66-1910(3)
Gearbox Cover Stud Nut	29-3242(7)	29-3242(7)	—	27-4401(4)
Gearbox Outer Cover Screw	65-2162(3)	65-2162(3)	65-3357(4)	66-3065(2)
Do. (long)	—	—	65-3356	65-3062(1)
Outer Cover Screw (top)	—	—	65-3063	—
Outer Cover Bolt	—	—	21-2896(4)	15-4207(3)
Do. Screw Washer (Shakeproof)	—	—	—	29-541(3)
Do. Stud	—	—	—	15-4208
Do. Nut	—	—	—	M263
Do. Spring Washer	—	—	—	K197
Gearbox Inner Cover Bolt	21-2889(3)	21-2889(3)	21-2888(2)	—
Inner and Outer Cover Bolt	—	—	—	21-2888(2)
Gearbox Inner Cover Stud	65-2152(2)	65-2152(2)	—	—
Gearbox Cover Screw Locking Strip	—	—	—	15-4246
Inner Cover Screw	—	—	24-4214	24-4214(2)
Do. Washer (Shakeproof)	29-541(3)	29-541(3)	29-541(3)	—
Gearbox Inner Cover Dowel	27-1589(2)	27-1589(2)	27-1589(2)	66-3074(2)
Gearbox Mainshaft Ballrace	27-4027	27-4027	29-3857	24-4065
Gearbox Oil Retaining Washer	27-4033	27-4033	—	24-4225(2)
Gearbox Cover Ball Journal	—	—	—	24-4217
Gearbox Mainshaft	29-3431	29-3431	65-3382	15-4260
Mainshaft Bush (inner cover)	15-268	15-268	65-3116	—
Mainshaft Felt Washer	—	—	—	24-4232
Mainshaft Key	K139	K139	K139	K139
Mainshaft Nut	65-3823	65-3823	65-3823	15-374
Do. Locking Washer	65-3822	65-3822	65-3822	—
Mainshaft Distance Washer	—	—	—	24-4237
Mainshaft Packing Washer (.005")	29-3183	29-3183	—	66-3071
Do. (.010")	29-3184	29-3184	—	66-3072
Mainshaft Oil Seal Ring	29-3272	29-3272	65-3372	—
Do. Shim	29-3274	29-3274	65-3371	—
Gearbox Mainshaft Split Washer	27-4093	27-4093	—	—
Do. Retaining Ring	27-4099	27-4099	—	—
Mainshaft 3rd Gear Pinion (26T), complete with bush	—	—	65-3494	—
Do. Bush (only)	—	—	65-3478	—
Mainshaft 2nd Gear (21T)	—	—	65-3492	—
Mainshaft 1st Gear and Kickstarter Ratchet (17T)	—	—	65-3475	—
Mainshaft Gear (20T and 16T)	—	—	—	24-4231
Do. (25T), complete with bush	—	—	—	66-3212
Mainshaft Gear Bush (25T)	—	—	—	66-3214
Pinion Sleeve, with bush	—	—	—	15-4165
Do. with bushes	—	—	65-3173	—
Do. Bush	—	—	65-3097(2)	15-4120
Gearbox Pinion Sleeve	29-3825	29-3825	—	—
Pinion Sleeve Thrust Washer (phos. bronze)	—	—	65-3098	—
Do. Steel	—	—	M144A	—
Do. Oil Retaining Washer	—	—	29-3858(2)	—
Dog Clutch High and Low Gear	—	—	65-3131(2)	24-4393(2)

NOTE.—Figures in brackets denote number per set, e.g. (2), 2 per set.
When no figures in brackets are shown one part constitutes a set.


GEARBOX AND CONTROL PARTS



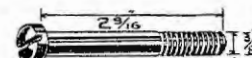
29-3254



65-3393



66-3028



65-3356



65-3357 2 1/2"

65-3063 1 3/4"

65-3062 2 1/4"

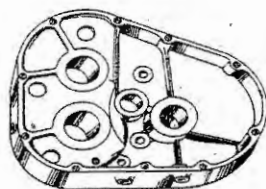
24-4214 9/16"

66-3065 1 1/2"

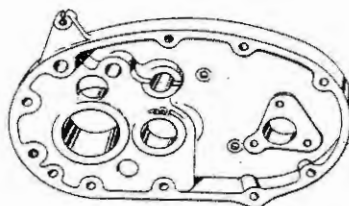
65-2162 1 3/8"



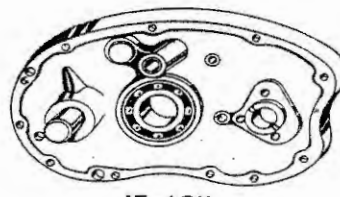
15-4246



29-3258



65-3344

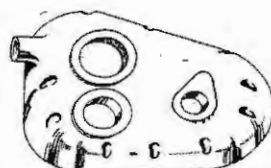


15-4211

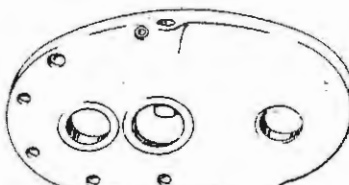


15-4208 1 3/8"

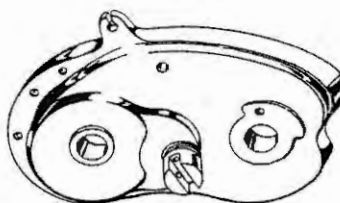
65-2152 1 3/8"



29-3240



65-3346



66-3102



24-4223



21-2886 3/4"

15-4207 1 1/4"

21-2885 3/4"

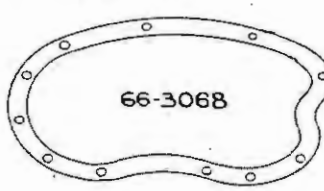
21-2886 1 1/4"



29-3312



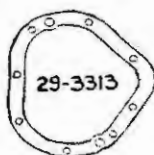
65-3355



66-3068



27-4033



29-3313



65-3023

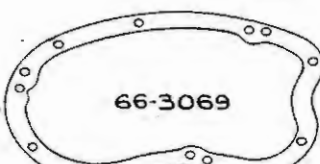


65-3372



66-3074

27-1589



66-3069



29-3274

65-3371



29-3242



65-3382



15-268




27-4099



15-374



65-3098



29-3304



15-4260



65-3822



65-3131

24-4393



65-3097



65-3116



24-4065

29-3857




27-4027

24-4217



29-3431



15-4165



24-4237



24-4232



29-3858




27-4093



65-3823



65-3478



15-4120



29-3825

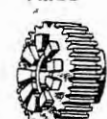
65-3173



66-3214



K.139



66-3212




65-3492



65-3475



65-3494



20T. 24-4231 16T.

Gearbox and Control Parts—continued

DESCRIPTION.	C10.	C11.	B31—B32.	M20—M21.
Gearbox Layshaft	29-3288	29-3288	65-3386	24-4394
Do. (B32 only)	—	—	65-3401	—
Gearbox Mainshaft Sliding Pinion (27T)	27-4424	27-4424	—	—
Mainshaft Pinion (22T)	27-4429	27-4429	—	—
Gearbox Layshaft Bush	—	—	65-3389	—
Layshaft Bush (short)	—	—	—	24-4223
Do. (long)	—	—	—	24-4241
Layshaft (18T and 21T) Gear	—	—	65-3388	—
Layshaft 2nd Gear Pinion (26T), with bush	—	—	65-3494	—
Layshaft 2nd Gear Pinion Bush	—	—	65-3478	—
Layshaft 1st Gear Pinion (30T)	27-4146	27-4146	—	—
Do. (30T), with bush	—	—	65-3496	—
Do. Bush	—	—	65-3479	—
Layshaft Gear (17T and 20T)	—	—	—	24-4221
Do. (29T), with bush	—	—	—	66-3209
Do. Bush	—	—	—	66-3211
Do. Gear (25T), with bush	—	—	—	66-3215
Do. Bush	—	—	—	66-3214
Layshaft Thrust Washer	27-4276	27-4276	65-3113(2)	—
Layshaft Packing Washer	29-3287	29-3287	—	—
Gearbox Layshaft Pinion Sleeve, with bushes	29-3837	29-3837	—	—
Layshaft Sleeve Bush	27-4290(2)	27-4290(2)	—	—
Do. Sliding Pinion	27-4436	27-4436	—	—
Do. Key	27-347	27-347	—	—
Do. Nut	M202	M202	—	—
Do. Nut Locking Washer	29-3289	29-3289	—	—
Gearbox Sprocket (17T)	29-3432	29-3432	—	—
Do. (18T)	—	—	65-3370	24-4280
Do. (15T) (B32 only)	—	—	65-3398	—
Sprocket Locknut	27-4057	27-4057	29-3835	24-4226
Do. Washer	27-4063	27-4063	29-3836	24-4263
Kickstarter Crank	29-3244	29-3244	65-3381	15-4179
Do. Cotter Pin	EB56	EB56	EB56	EB56
Do. Nut	EB57	EB57	EB57	EB57
Do. Washer	15-5155	15-5155	15-5155	15-5155
Do. Rubber	65-3397	65-3397	65-3397	65-3212
Kickstarter Quadrant	29-3290	29-3290	—	15-4121
Do. complete with bush	—	—	65-3353	—
Do. Bush only (phos. bronze)	—	—	65-3116	—
Do. Oil Seal	65-3354	65-3354	65-3354	—
Do. Bush	—	—	65-3358	24-4258
Kickstarter Crank Spring	29-3307	29-3307	65-3135	66-3058
Do. Anchor Screw	24-4214	24-4214	24-4214	M588
Do. do. Nut	K457	K457	K457	EB102
Do. Return Stop Rubber	29-3308	29-3308	29-3308	66-3259
Kickstarter Quadrant Bush (inner cover)	29-3267	29-3267	—	—
Do. (outer Cover)	29-3268	29-3268	65-3359	—
Kickstarter Return Stop Plate	65-3296(2)	65-3296(2)	65-3296(2)	—
Kickstarter Ratchet	27-4112	27-4112	—	66-3079
Do. Pinion	27-4106	27-4106	65-3283	66-3080
Do. Spring	27-4447	27-4447	29-3850	24-4256
Do. Pinion Sleeve	—	—	29-3839	66-3081
Do. Nut	—	—	65-3139	24-4282
Do. Sleeve Nut	15-267	15-267	—	—
Do. Sleeve Nut Locking Washer	—	—	65-3140	24-4278
Do. Sleeve Locknut	—	—	—	24-4255

NOTE.—Figures in brackets denote number per set, e.g. (2), 2 per set.
When no figures in brackets are shown one part constitutes a set.

GEARBOX AND CONTROL PARTS



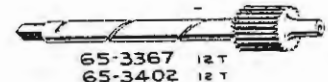
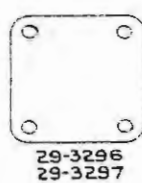
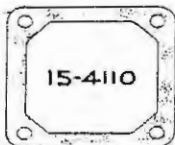



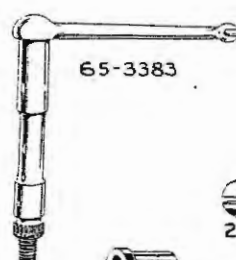
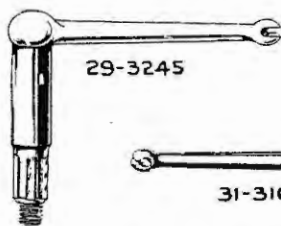




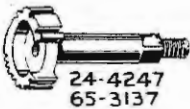
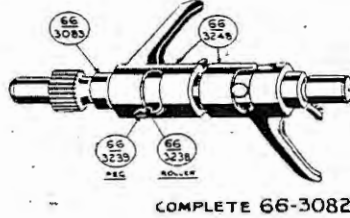
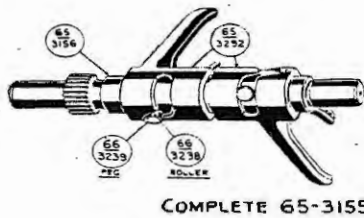
Gearbox and Control Parts—continued

DESCRIPTION.	C10.	C11.	B31—B32.	M20—M21.
Gear Control Shaft	29-3282	29-3282	65-3156	66-3083
Do. Bush	—	—	65-3336	66-3084
Do. Packing Washer	—	—	—	66-3086
Do. do. (small)	—	—	—	66-3087
Control Shaft Bush (inner cover)	29-3266	29-3266	—	24-4245
Do. Thrust Washer	—	—	29-8740	—
Gear Operating Fork	—	—	65-3292(2)	66-3248(2)
Control Shaft Peg	K31(2)	K31(2)	66-3258(2)	66-3258(2)
Operating Fork (high gear) Mainshaft	29-3284	29-3284	—	—
Do. (low gear) Layshaft	29-3286	29-3286	—	—
Control Shaft Retaining Pin	65-2603	65-2603	—	—
Do. Pin Plug	29-3243	29-3243	—	—
Gear Control Shaft Locking Washer	66-3250	66-3250	—	—
Control Shaft and Forks, complete ..	—	—	65-3155	66-3082
Gear Control Quadrant	—	—	65-3137	24-4247
Do. Bush	—	—	—	24-4248
Gear Control Shaft Operating Lever	—	—	—	—
Nut	—	—	EB106	EB201
Gear Control Plunger	15-4035	15-4035	15-4035	15-4035
Do. Cup	—	—	24-4251	24-4251
Control Plunger Spring	24-68	24-68	24-68	24-68
Do. Plug	15-4040	15-4040	—	—
Gearbox Inspection Cover	29-3296	29-3296	66-3070	66-3070
Oil Baffle	—	—	—	24-4288
Inspection Cover Screw	27-4258(4)	27-4258(4)	27-4258(4)	27-4258(4)
Do. Washer	29-3297	29-3297	15-4110	15-4110(2)
Oil Filler Plug	65-3364	65-3364	65-3364	M196
Do. Washer	65-3365	65-3365	65-3365	M196A
Gearbox Oil Level Plug	28-243	28-243	—	—
Do. Washer	M814A	M814A	—	—
Gearbox Drain Plug	28-243	28-243	28-43	28-43
Do. Washer	M814A	M814A	—	—
Oil Flinger Washer	—	—	—	24-4235
Oil Retaining Washer (small)	—	—	—	24-4236
Clutch Push Rod Thrust Pin	29-3794	29-3794	—	25-4251
Do. Nut	M263	M263	—	27-4411
Clutch Control Lever, complete	29-3245	29-3245	65-3383	—
Clutch Control Lever	—	—	—	65-3160
Do. Nut	—	—	15-1485	—
Do. Split Pin	—	—	M626	—
Do. Washer	—	—	K234A	—
Clutch Operating Spindle Washer	EB35	EB35	—	—
Clutch Cable Stop	27-1163	27-1163	—	—
Do. Locknut	EB102	EB102	—	—
Clutch Operating Spindle	29-3247	29-3247	—	—
Do. Distance Piece	66-3256	66-3256	—	—
Clutch Operating Spindle Lug, complete with ball	66-3421	66-3421	—	—
Clutch Operating Spindle Nut	15-6524	15-6524	—	—
Do. Washer	31-424	31-424	—	—
Clutch Push Rod Bush (mainshaft)	29-3260	29-3260	—	—
Clutch Control Lever Fulcrum Pin	—	—	—	65-3162
Clutch Push Rod Gland Washer	—	—	—	15-270
Speedometer Driven Gear	—	—	65-3367	—
Do. (B32 only)	—	—	65-3402	—
Do. Bush	—	—	65-3390	—
Do. Bush Screw (B31 only)	—	—	65-3369	—
Do. Bush Screw (B32 only)	—	—	65-3400	—
Do. Washer	—	—	29-541	—
Do. Thrust Washer	—	—	65-3375	—
Do. Bush Nut	—	—	65-3391	—
Do. Bush Washer	—	—	65-3392	—
Speedometer Pinion Bush	—	—	65-3377	—

NOTE.—Figures in brackets denote number per set, e.g. (2), 2 per set.

When no figures in brackets are shown one part constitutes a set.

GEARBOX AND CONTROL PARTS

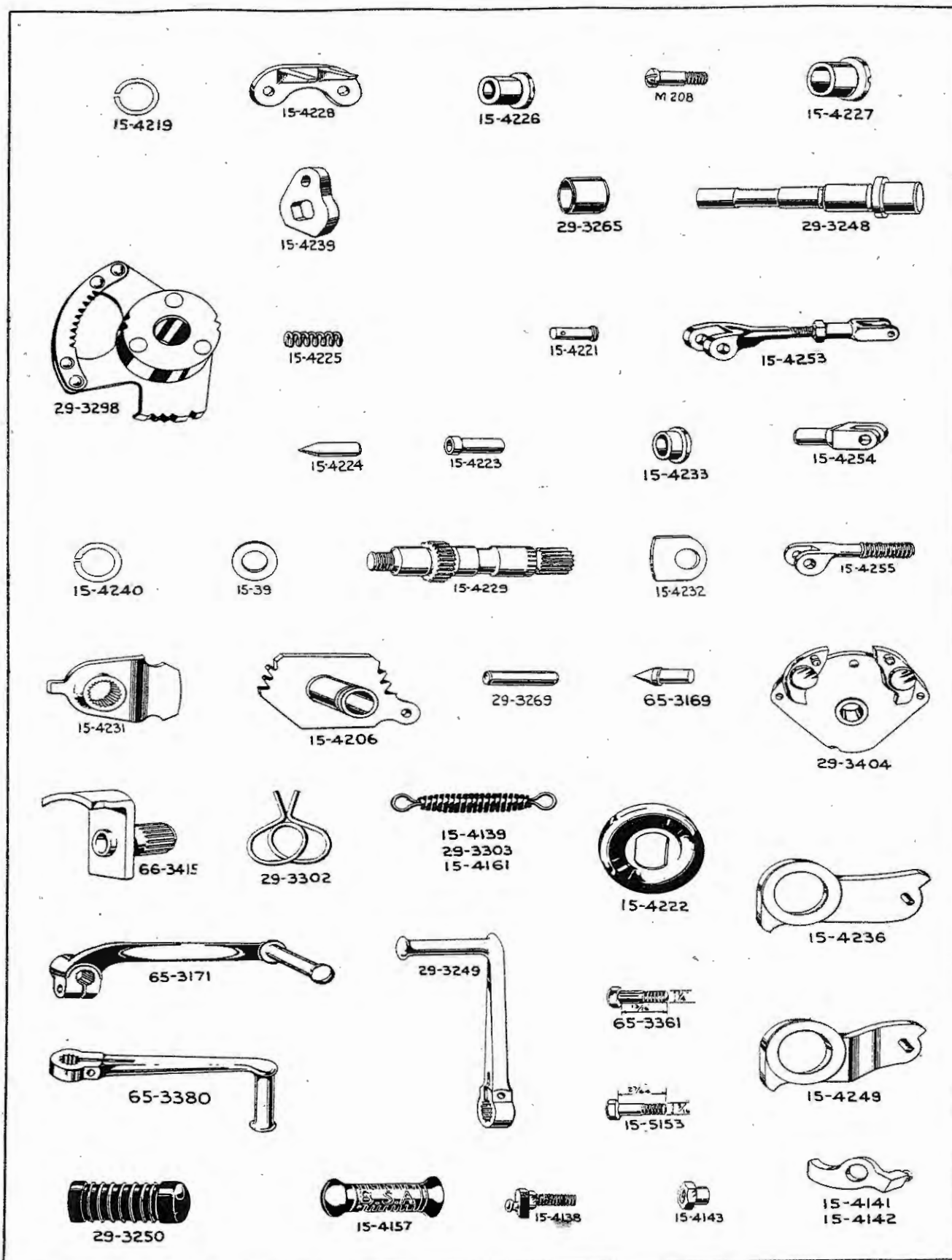


Gearbox and Control Parts—continued

DESCRIPTION.	C10.	C11.	B31—B32.	M20—M21.
ENCLOSED FOOT CHANGE.				
Operating Plate and Pawl Arm Stop	—	—	15-4228	15-4228
Do. Screw	—	—	M208(2)	M208(2)
Do. Nut	—	—	EA80(2)	EA80(2)
Do. Screw Spring Washer	—	—	24-8784(2)	36-382(2)
Ratchet Lever Sleeve Bush	—	—	15-4227	15-4227
Gear Operating Spindle Bush	29-3265(2)	29-3265(2)	—	—
Gear Operating Spindle	29-3248	29-3248	—	—
Gear Control Quadrant, complete	29-3298	29-3298	—	—
Pedal Shaft Bush	—	—	15-4226	15-4226
Operating Plate Indexing Plunger, complete	—	—	15-4241	15-4241
Do. Plunger only	—	—	15-4224	15-4224
Do. Sleeve	—	—	15-4223	15-4223
Do. Spring	—	—	15-4225	15-4225
Gear Operating Lever	—	—	15-4239	15-4239
Gear Control Link Pin	—	—	15-4221(2)	15-4221(2)
Do. Split Pin	—	—	35-705(2)	35-705(2)
Gear Control Quadrant Spacing Collar	—	—	—	15-4233
Gear Control Link, complete	—	—	15-4253	15-4253
Gear Control Link Yoke	—	—	15-4254	15-4254
Do. Adjuster	—	—	15-4255	15-4255
Gear Control Operating Lever Locking Washer	—	—	15-4232	15-4232
Gear Control Link Adjuster Locknut	—	—	24-563	24-563
Operating Shaft	—	—	15-4229	15-4229
Do. Washer	—	—	15-39	15-39
Do. Nut	—	—	EB171	EB171
Do. Clip Ring	—	—	15-4240	15-4240
Operating Plate	—	—	15-4231	15-4231
Ratchet Lever complete, with sleeve	—	—	15-4206	15-4206
Foot Change Return Spring Stop	29-3269	29-3269	—	—
Pawl Carrier Plate, complete	29-3404	29-3404	—	—
Pawl Spring	29-3303	29-3303	—	—
Footchange Operating Plate and Sleeve, complete	66-3415	66-3415	—	—
Footchange Return Spring	29-3302	29-3302	—	—
Pawl Carrier Arm Assembly (top)	—	—	15-4242	15-4242
Do. (bottom)	—	—	15-4243	15-4243
Pawl Carrier Arm (top)	—	—	15-4236	15-4236
Do. (bottom)	—	—	15-4249	15-4249
Pawl (top)	—	—	15-4141	15-4141
Pawl (bottom)	—	—	15-4142	15-4142
Pawl Pivot	—	—	15-4138	15-4138
Pawl Pivot Nut	—	—	15-4143	15-4143
Pawl Pivot Locknut	—	—	M263(2)	M263(2)
Pawl Arm Carrier Main Spring	—	—	15-4139	15-4139
Do. Return Spring	—	—	15-4161	15-4161
Pawl Carrier Arm Washer (.024")	—	—	15-4234(3)	15-4234(3)
Do. Washer (as required) (.022")	—	—	15-4235	15-4235
Gear Indicating Plate	—	—	—	15-4222
Do. Peg	—	—	—	65-3169
Ratchet Lever Sleeve Clip Ring	—	—	—	15-4219
Footchange Operating Pedal	29-3249	29-3249	65-3380	65-3171
Do. Pedal Clamp Bolt	65-3361	65-3361	65-3361	15-5153
Do. Washer	K234A	K234A	K234A	15-5155
Do. Pedal Rubber	29-3250	29-3250	29-3250	15-4157

NOTE.—Figures in brackets denote number per set, e.g. (2), 2 per set.
When no figures in brackets are shown one part constitutes a set.

GEARBOX AND CONTROL PARTS



Gearbox and Control Parts—continued

DESCRIPTION.	C10.	C11.	B31—B32.	M20—M21.
GEARBOX CLUTCH.				
Clutch Chainwheel, with ballrace ring and inserts	65-3919	65-3919	65-3922	66-3809
Chainwheel Ballrace Ring	65-3912	65-3912	65-3912	—
Do. Ball Retaining Ring	65-3910(2)	65-3910(2)	65-3910(2)	—
Clutch Ballrace Inner Ring	65-3911	65-3911	65-3911	—
Clutch Chainwheel Roller	—	—	—	26-650(22)
Clutch Sleeve	65-3913	65-3913	65-3930	66-3811
Do. Cork Ring	—	—	—	66-3813
Clutch Centre	—	—	—	15-4306
Do. Ferodo Ring	—	—	—	15-2419(8)
Do. Sleeve Collar	—	—	65-3833	—
Do. Spring	65-3831(6)	65-3831(6)	65-3831(6)	15-4311
Do. Spring Nut	—	—	—	15-4312
Do. Spring Cup	65-3830(6)	65-3830(6)	66-3781(6)	—
Do. Sleeve Plate	65-3816	65-3816	65-3816	—
Clutch Sliding Plate, with bolts	—	—	—	15-4308
Do. Bolt Nut	—	—	—	EB113(6)
Do. Spring Washer	—	—	—	K197(6)
Clutch Driving Plate, complete with inserts	65-3825	65-3825	65-3857(3)	—
Clutch Driving Plate only	—	—	—	66-3812(4)
Do. Centre, with studs	65-3914	65-3914	66-3906	—
Clutch Spring Retaining Stud Nut	M263(12)	M263(12)	EB102(6)	—
Clutch Driven Plate	65-3824	65-3824	65-3824(3)	15-4307(3)
Clutch Cover	—	—	—	15-4315
Do. Washer	—	—	—	15-4316
Clutch Cover Screw	—	—	—	EB379(8)
Do. Washer	—	—	—	24-7068(8)
Clutch Actuating Cap, with button	65-3828	65-3828	65-3828	15-4313
Do. Locknut	—	—	—	EA60
Do. Washer	—	—	—	26-4138
Clutch Actuating Cap Button	M138	M138	M138	—
Gearbox and Chaincase Oil Retaining Washer	—	—	65-3834	—
Clutch Push Rod	29-3791	29-3791	29-3860	15-4261
Do. Adjusting Screw, complete	—	—	65-3403	—
Do. Nut	—	—	EB141	—
Clutch Push Rod Lever	—	—	65-3360	—

NOTE.—Figures in brackets denote number per set, e.g. (2), 2 per set.

When no figures in brackets are shown one part constitutes a set.

Quote Engine and Frame Numbers, with prefix letters, when ordering spares.

CONNECTING ROD WITH BIG END BEARING ASSEMBLY

Model.	Part Number.	Model.	Part Number.
C10	29-2195	B32	66-478
C11	29-2275	M20	66-477
B31	66-478	M21	66-477

(See also page 12).

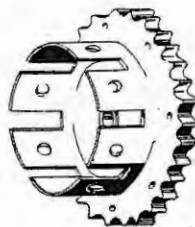
GEARBOX AND CONTROL PARTS



65-3919



65-3922



66-3809



65-3912



65-3911



65-3910



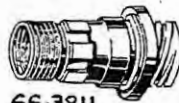
26-650



65-3913



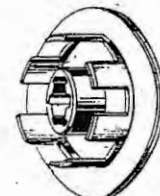
65-3930



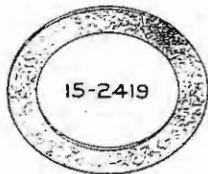
66-3811



66-3813



15-4306



15-2419



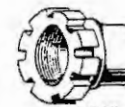
65-3833



65-3831



15-4311



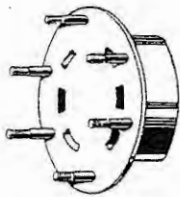
15-4312



65-3830
66-3781




65-3816



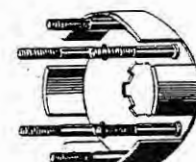
15-4308



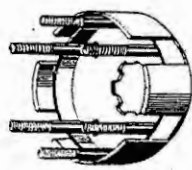
65-3825
65-3857



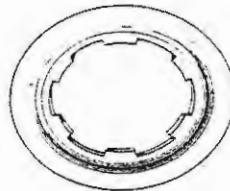
66-3812



65-3914



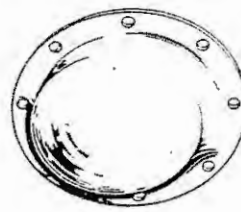
66-3906



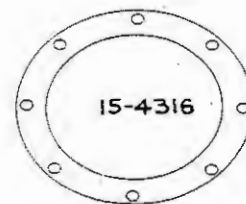
65-3824



15-4307



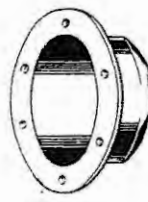
15-4315



15-4316



65-3828



15-4313



M 138



65-3834



26-4138



65-3403



65-3360



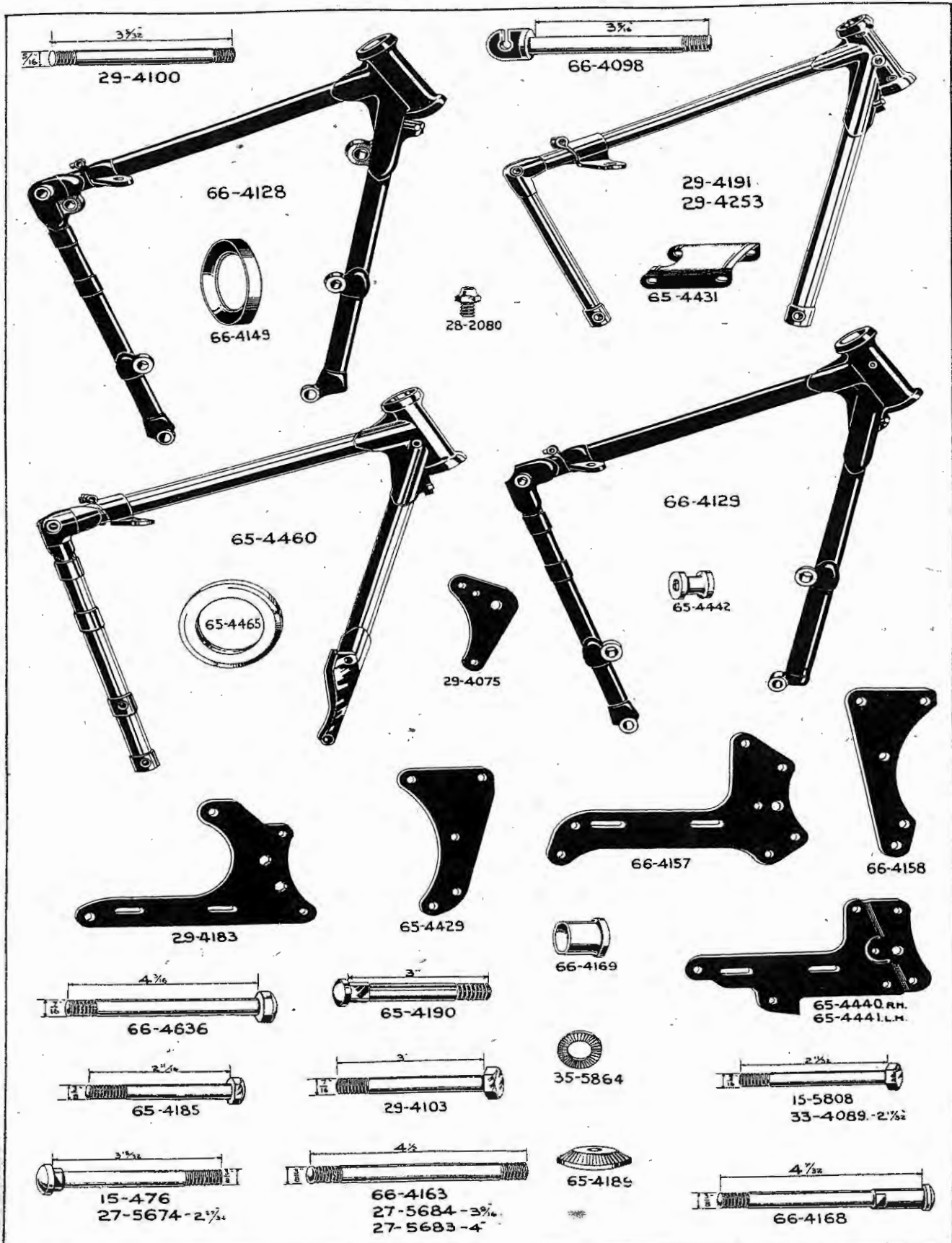
29-3791
29-3860
15-4261

FRAME AND FITTINGS

DESCRIPTION.	Girder Fork C10—C11.	Telescopic Fork C10—C11.	B31—B32.	M20—M21.
Frame Front complete, with sidcar lugs	—	—	—	66-4128
Do. less sidcar lugs	29-4191	29-4253	65-4460	66-4129
Ball Head Cup	66-4149(2)	65-4465(2)	65-4465(2)	66-4149(2)
Do. Ball	$\frac{1}{4}$ " diam. (40)	$\frac{1}{8}$ " diam. (48)	$\frac{1}{8}$ " diam. (48)	$\frac{1}{4}$ " diam. (40)
Do. Grease Nipple	28-2080(2)	28-2080(2)	28-2080	28-2080(2)
Saddle Front Fixing Bolt	33-4089	33-4089	15-5808	33-4089
Do. Nut	24-6040	24-6040	24-6040	24-6040
Do. Washer	36-382	36-382	36-382	36-382
Saddle Bolt Grease Nipple	—	—	28-2080	28-2080
Engine Plate (front)	29-4075(2)	29-4075(2)	65-4429(2)	—
Engine Plate Cover (front)	—	—	65-4431	66-4159
Engine Yoke Plate (front)	—	—	—	66-4158(2)
Do. (rear)	—	—	—	66-4157(2)
Engine Plate (rear), left-hand and right-hand	29-4183(2)	29-4183(2)	—	—
Gearbox Engine Plate (left-hand)	—	—	65-4441	—
Do. (right-hand)	—	—	65-4440	—
Engine Plate, Chainstay, and Seat Tube Bolt	—	—	66-4163	—
Do. Nut	—	—	EA82(14)	—
Do. Washer	—	—	K51A(14)	—
Engine Plate and Chainstay Distance Piece	—	—	65-4442	—
Backstay and Seat Lug Bolt	—	—	66-4636	66-4636
Do. Washer	—	—	15-431	27-6043
Do. Nut	—	—	15-541	M202
Engine Frame Bolt (front plate)	29-4103	29-4103	—	—
Do. Nut	EB171	EB171	—	—
Rear Engine Plate Bolt (seat tube)	29-4103	29-4103	—	—
Do. Plain Washer	15-431	15-431	—	—
Do. Spring Washer	15-716	15-716	—	—
Do. Nut	EB171	EB171	—	—
Seat Tube and Gearbox Plate Bolt (top)	—	—	65-4185(2)	—
Do. Nut	—	—	E19(2)	—
Do. Washer	—	—	E28(2)	—
Engine Yoke Plate Frame Stud (short)	—	—	27-5684(7)	27-5684(5)
Do. (long)	—	—	—	27-5683
Do. (B32 only)	—	—	27-5683	—
Engine Yoke Plate Frame Stud Nut	—	—	—	EA82(13)
Frame Stud Washer	—	—	—	66-4707(13)
Engine Yoke Plate and Frame Stud Washer	—	—	—	EB76(2)
Gearbox Connecting Bolt	—	—	65-4190(2)	—
Do. (C10 only)	27-5674(2)	27-5674(2)	—	—
Do. Serrated Washer (C10 only)	35-5864(2)	35-5864(2)	—	—
Gearbox Connecting Bolt (C11 only)	27-5683(2)	27-5683(2)	—	—
Do. Serrated Washer (C11 only)	65-4189(4)	65-4189(4)	—	—
Do. Washer (C11 only)	66-4707(4)	66-4707(4)	—	—
Gearbox Connecting Bolt (rear)	—	—	—	66-4168
Do. (front)	—	—	—	15-476
Gearbox Connecting Bolt Collar	—	—	—	66-4169
Do. Nut	—	—	EA82(4)	EA82(2)
Do. Washer	—	—	27-5676(2)	27-5676(2)
Do. Spring Washer	—	—	K51A(4)	—
Do. Bolt Nut (C10 only)	EA82(2)	EA82(2)	—	—
Do. do. (C11 only)	EA82(4)	EA82(4)	—	—
Do. Nut Washer	—	—	15-4100(2)	66-4707(2)
Engine Yoke Plate Bolt (top)	—	—	—	66-4098
Crankcase and Engine Plate Stud	29-4100(4)	29-4100(4)	—	—
Do. Nut	EA80(8)	EA80(8)	—	—
Do. Spring Washer	24-8784(8)	24-8784(8)	—	—

NOTE.—Figures in brackets denote number per set, e.g. (2), 2 per set.
When no figures in brackets are shown one part constitutes a set.

FRAME AND FITTINGS

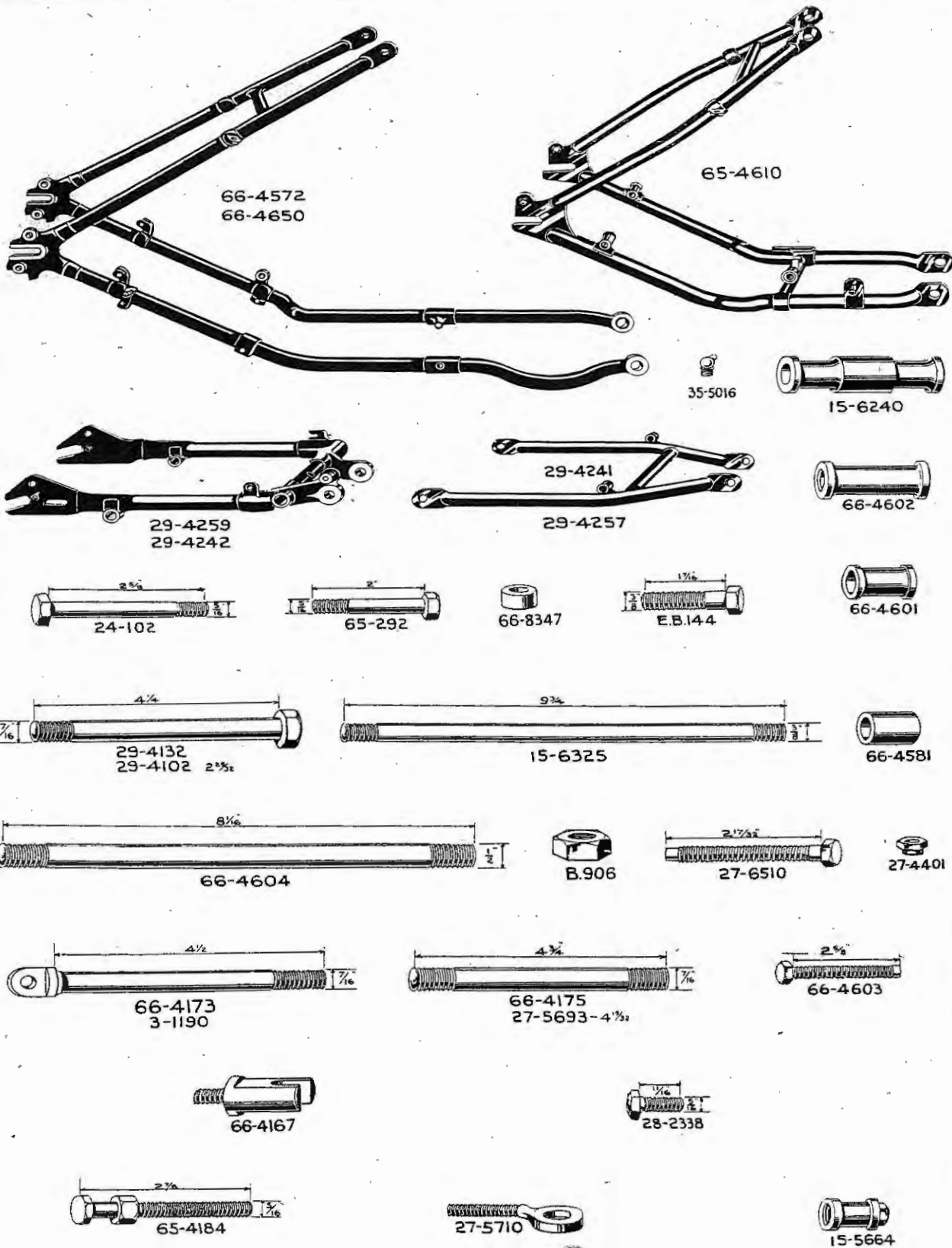


Frame and Fittings—continued

DESCRIPTION.	Girder Fork C10—C11.	Telescopic Fork C10—C11.	B31—B32.	M20—M21.
Front Down Tube and Chainstay Stud (Solo)	—	—	—	27-5693
Do. (Solo) when crankcase shield is fitted	—	—	—	66-4175
Do. Stud Nut (Solo)	—	—	—	M202(2)
Front Down Tube and Chainstay Bolt (Sidecar)	—	—	—	3-1190
Do. Bolt (Sidecar), when crankcase shield is fitted	—	—	—	66-4173
Do. Bolt Nut (Sidecar)	—	—	—	15-541
Do. Distance Washer	—	—	—	31-4070
Gearbox Adjusting Screw	—	—	65-4184	27-5710
Do. Nut	—	—	—	15-5684
Adjusting Stop	—	—	—	66-4167
Do. Washer	—	—	—	M550A
Do. Nut	—	—	—	EA80
Chainstay and Backstay complete (sidecar only)	—	—	—	66-4650
Chainstays and Backstays complete (less Sidecar lugs)	—	—	65-4610	66-4572
Chainstay complete	29-4242	29-4259	—	—
Backstays complete	29-4241	29-4257	—	—
Sidecar Chainstay Lug Stud	—	—	—	33-4160
Do. Nut	—	—	—	M365A
Chainstay Bridge Tube Grease Nipple	35-5016	35-5016	—	—
Chainstay Bridge Connecting Stud	—	—	—	15-6325
Do. Nut	—	—	—	EA82(2)
Chainstay Bridge Distance Collar (l.h.)	—	—	—	66-4602
Do. (centre)	—	—	—	15-6240
Do. (right-hand)	—	—	—	66-4601
Chainstay Distance Piece (front)	—	—	—	66-4581
Chainstay, Backstay and Mudguard Stay Connecting Bolt	EB144(2)	EB144(2)	—	—
Do. Nut	EB201(4)	EB201(4)	—	—
Do. Spring Washer	K51A(2)	K51A(2)	—	—
Mudguard and Saddle Spring Fixing Bolt (offside)	65-292	65-292	—	—
Do. Nut	EA80(2)	EA80(2)	—	—
Do. Spring Washer	N566(2)	N566(2)	—	—
Horn Saddle Spring and Mudguard Bolt (nearside)	24-102	24-102	—	—
Horn and Saddle Spring Distance Piece	66-8347	66-8347	—	—
Chainstay Engine Plate Bolt	29-4132	29-4132	—	—
Do. Nut	EB171	EB171	—	—
Chainstay and Seat Tube Connecting Stud	—	—	—	66-4604
Do. Nut	—	—	—	B906(2)
Rear Chain Adjuster Screw	—	—	—	66-4603
Do. Locknut	—	—	—	27-4401
Backstay Frame Bolt	29-4102	29-4102	—	—
Do. Washer	15-431	15-431	—	—
Do. Nut	15-541	15-541	—	—
Saddle Rear Connecting Bolt	—	—	27-6510(2)	27-6510(2)
Saddle Rear Spring Bolt Washer	—	—	—	M550A(4)
Saddle Rear Connecting Bolt Nut	—	—	EA80(6)	EA80(6)
Do. Washer	—	—	F21(6)	36-382(2)
Electric Horn Fixing Bolt	—	—	28-2338	—
Do. Nut	—	—	EA80	—
Do. Spring Washer	—	—	24-8784	—
Do. Washer	—	—	F21	—
Silencer and Tool Box Fixing Bolt	EB144(2)	EB144(2)	—	—
Do. Nut	EA82(2)	EA82(2)	—	—

NOTE—Figures in brackets denote number per set, e.g. (2), 2 per set.
When no figures in brackets are shown one part constitutes a set.

FRAME AND FITTINGS



Frame and Fittings—continued

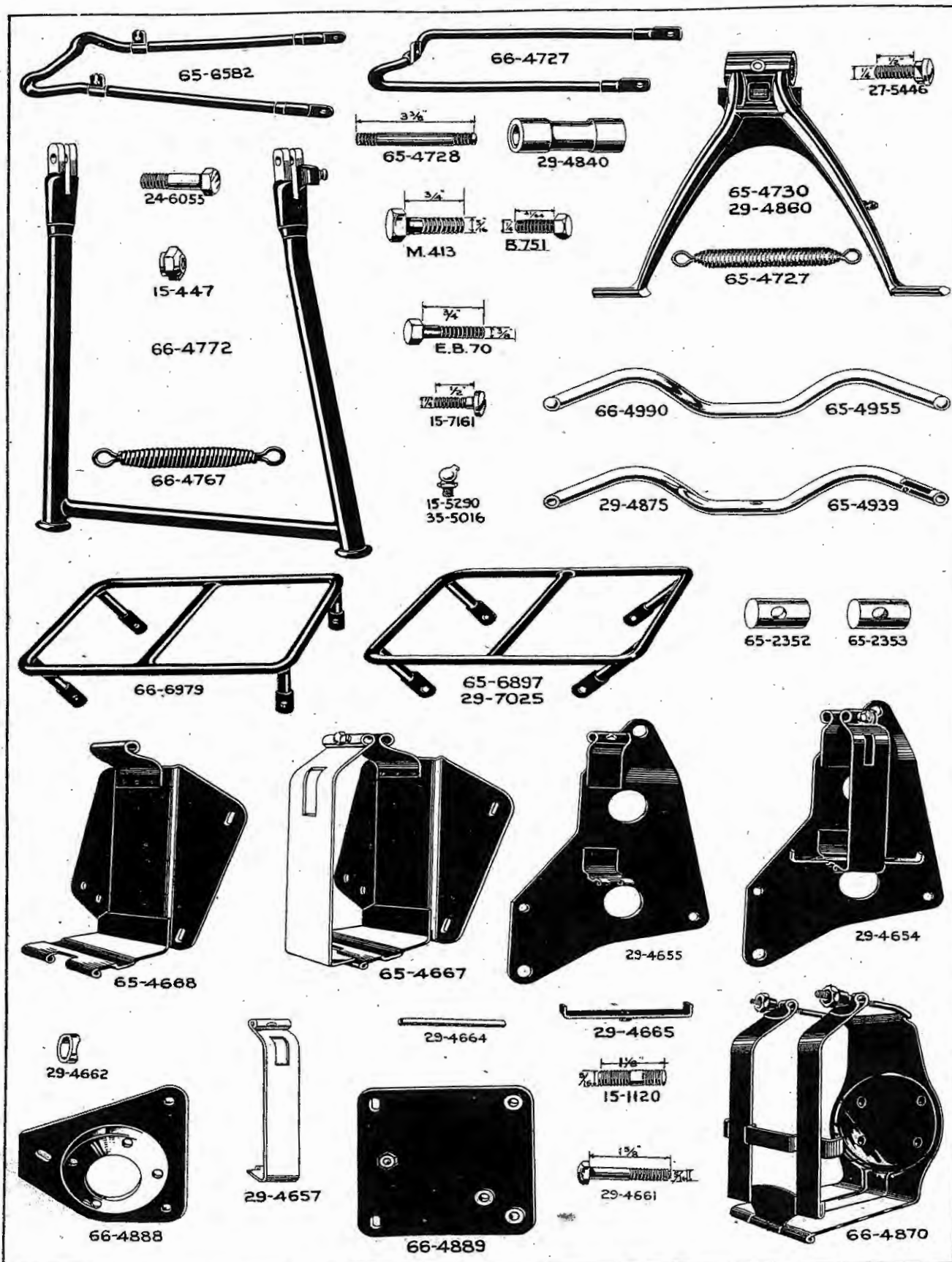
DESCRIPTION.	Girder Fork C10—C11.	Telescopic Fork C10—C11.	B31—B32.	M20—M21.
FRONT STAND.				
Front Stand complete (B31 only) ..	—	—	65-6582	—
Do. complete	—	—	—	66-4727
Do. Support Bolt	—	—	—	27-5446
Do. Nut	—	—	—	15-447
Front Stand Bolt (B31 only) ..	—	—	B751(2)	—
Front Stand Bolt	—	—	—	M413(2)
Do. Washer	—	—	—	36-382(2)
Do. Nut (B31 only)	—	—	15-447(2)	—
Do. Nut	—	—	—	EA111(2)
REAR STAND.				
Rear Stand complete	—	—	—	66-4772
Rear Stand Spring	—	—	—	66-4767
Do. Bolt	—	—	—	24-6055(2)
Do. Spring Washer	—	—	—	15-716(2)
Do. Nut	—	—	—	24-6040(2)
CENTRAL STAND.				
Central Stand complete	29-4860	29-4860	29-4860	—
Do. (B32 only)	—	—	65-4730	—
Do. Grease Nipple	15-5290	35-5016	35-5016	—
Do. Spring	65-4727	65-4727	65-4727	—
Do. Engine Plate Distance Piece	29-4840	29-4840	29-4840	—
Do. Stud	—	—	65-4728	—
Do. Nut	—	—	M202(2)	—
Do. Spring Washer	—	—	M281A(2)	—
HANDLEBAR.				
Handlebar	65-4939	29-4875	—	—
Do. with end plugs	—	—	65-4955	66-4990
CARRIER.				
Carrier complete	29-7025	29-7025	65-6897	66-6979
Do. Fixing Bolt	15-7161(4)	15-7161(4)	15-7161(4)	B751(4)
Do. Nut	M263(4)	M263(4)	M263(4)	EB113(4)
Do. Spring Washer	K197(4)	K197(4)	K197(4)	K197(4)
Do. Nut Washer	—	—	—	B751A(4)
BATTERY CARRIER.				
Battery Carrier complete	29-4654	29-4654	65-4667	66-4870
Do. Bracket	29-4655	29-4655	65-4668	—
Locating Strip complete	29-4665	29-4665	29-4665	—
Battery Carrier Strap	29-4657	29-4657	29-4657/3	—
Do. Hinge Pin	29-4664	29-4664	29-4664	—
Battery Carrier Swivel Block (tapped)	65-2353	65-2353	65-2353	—
Do. (plain)	65-2352	65-2352	65-2352	—
Battery Carrier Strap Bolt	29-4661	29-4661	29-4661/1	—
Do. Saddle Washer	29-4662	29-4662	29-4662/1	—
Oil Tank Support Plate, complete	—	—	—	66-4889
Battery Carrier Plate	—	—	—	66-4888
Battery and Oil Tank Plate Bolt	—	—	—	K132A
Washer (Shakeproof), 1/4" diam. external	—	—	—	29-541
Do. 3/8" diam. external	—	—	—	36-382(2)
Battery Bracket and Frame Stud ..	—	—	—	15-1120(2)
Do. Nut	—	—	—	EA80(2)
Battery Carrier Fixing Bolt	—	—	M413(3)	—
Battery Carrier and Oil Tank Fixing	—	—	—	—
Bolt	—	—	EB70(3)	—
Do. Spring Washer	—	—	24-8784(5)	—

NOTE.—Figures in brackets denote number per set, e.g. (2), 2 per set.

When no figures in brackets are shown one part constitutes a set.

Quote Engine and Frame Numbers, with prefix letters, when ordering spares.

FRAME AND FITTINGS



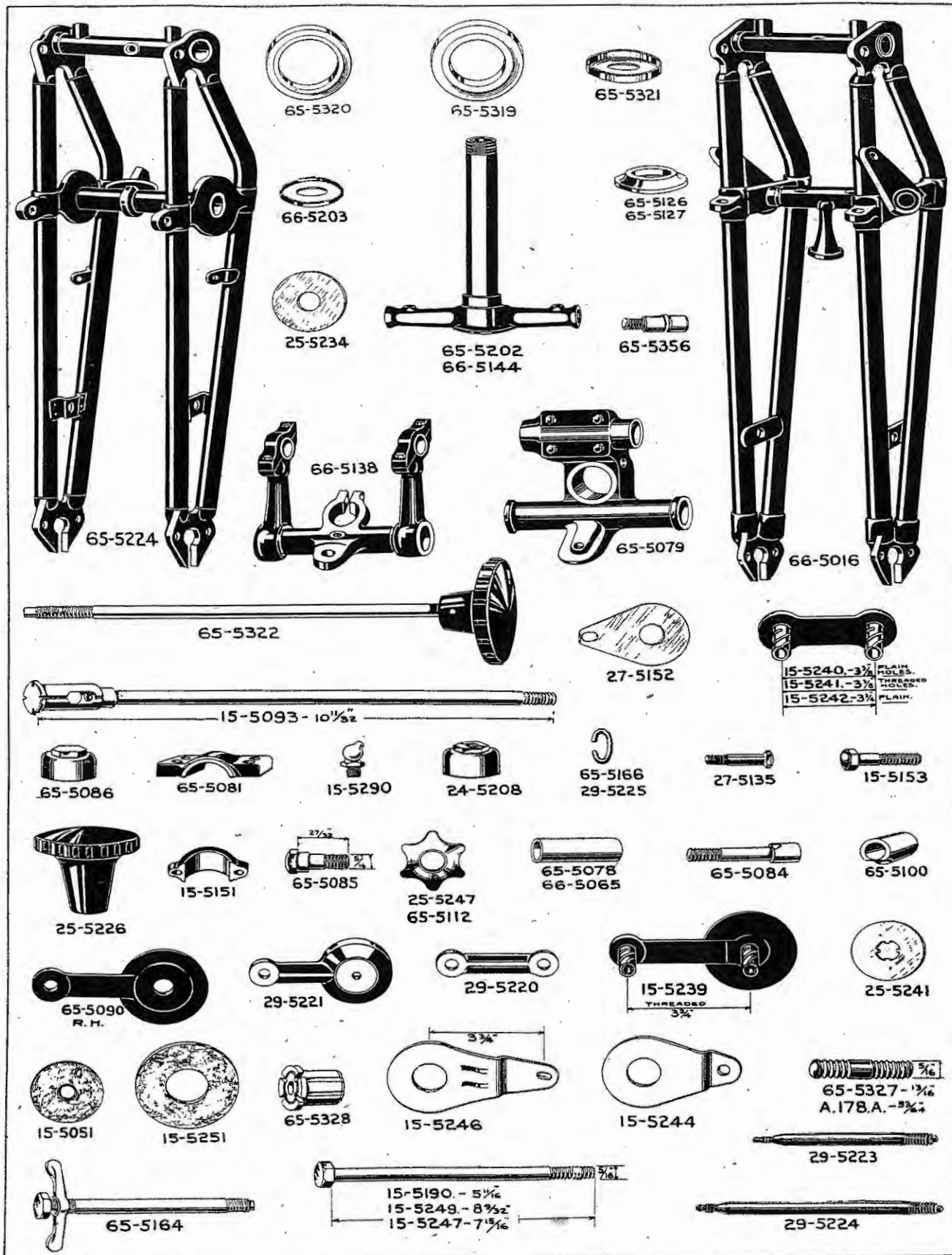
FRONT FORK AND FITTINGS

DESCRIPTION.	Girder Fork C10—C11.	Telescopic Fork C10—C11.	B31—B32.	M20—M21.
Front Fork assembled	65-5220	29-5264	65-5340	66-5015
Front Fork	65-5224	—	—	66-5016
Do. Middle Yoke Bush	65-5078(2)	—	—	66-5065(4)
Front Mudguard Securing Bolt (fork)	24-7148(2)	—	—	—
Do. Washer	24-8784(2)	—	—	—
Do. Nut	EA80(2)	—	—	—
Pivot Stud for Front Stand	—	—	65-5356(2)	—
Steering Stem and Yoke complete ..	65-5202	—	—	66-5144
Steering Stem Yoke Bush	65-5078(2)	—	—	66-5065(2)
Steering Head Dust Cap	66-5203	65-5321	65-5321	66-5203
Steering Head Ballrace Cone (top) ..	65-5126	65-5319	65-5319	65-5126
Do. (bottom)	65-5127	65-5320	65-5320	65-5127
Steering Damper Adjusting Rod, complete	—	—	65-5322	15-5093
Steering Damper Rod Split Pin	—	—	35-710	—
Do. Star Washer	—	—	25-5247	25-5247
Do. Bottom Plate	—	—	25-5241	25-5241
Do. Friction Washer	—	—	25-5234(2)	25-5234(2)
Do. Knob Spring Washer	—	—	24-6035	—
Do. Anchor Plate	—	—	27-5152	27-5152
Do. Stud	—	—	65-5327	A178A
Do. Nut	—	—	EA80	EA80
Do. Washer	—	—	F21	M550A(2)
Do. Spring Washer	—	—	36-382	36-382(2)
Adjusting Knob	—	—	—	25-5226
Do. Washer	—	—	—	EB150
Steering Damper Centre	—	—	65-5328	—
Ball Head Clip Yoke, with bushes ..	65-5079	—	—	—
Ball Head Clip Yoke, complete with clips and bolts	—	—	—	66-5138
Ball Head Clip Yoke Bush	65-5078(2)	—	—	66-5065(2)
Do. Grease Nipple	15-5290	—	—	—
Do. Clip	65-5081	—	—	15-5151(2)
Do. Screw	65-5085(4)	—	—	—
Ball Head Clip Yoke Clip Bolt	—	—	—	15-5153(4)
Do. Washer	—	—	—	15-5155(4)
Ball Head Clip Bolt	65-5084	—	—	27-5135
Do. Nut	EA80	—	—	EB664
Do. Bolt Sleeve	65-5100	—	—	—
Do. Locknut	65-5086	—	—	24-5208
Fork Top Link (plain holes)	—	—	—	15-5240
Do. (bottom) (plain holes)	—	—	—	15-5242
Do. (top) (tapped holes)	—	—	—	15-5241
Do. (bottom) (tapped holes)	—	—	—	15-5239
Fork Top Link	29-5220(2)	—	—	—
Fork Bottom Link (left-hand)	29-5221	—	—	—
Do. (right-hand)	65-5090	—	—	—
Fork Link Bolt Friction Washer (Ferodo)	15-5051(2)	—	—	15-5251(2)
Do. Star Washer	65-5112	—	—	—
Fork Link Bottom Friction Link	—	—	—	15-5246
Fork Friction Plate	—	—	—	15-5244
Fork Link Bolt (top)	29-5223(2)	—	—	15-5190(2)
Do. (bottom)	29-5224	—	—	15-5249
Do. complete with wing nut	65-5164	—	—	—
Fork Steering Stem Bolt	—	—	—	15-5247
Fork Link Bolt Locking Nut	EA82(3)	—	—	—
Do. Spring Washer	EB150(3)	—	—	—
Fork Link Bolt Nut	24-7000(4)	—	—	15-5196(3)
Do. Washer (Shakeproof)	—	—	—	36-382(3)
Do. Retaining Ring (large)	65-5166(4)	—	—	—
Do. do. (small)	29-5225(3)	—	—	—

NOTE.—Figures in brackets denote number per set, e.g. (2), 2 per set.

When no figures in brackets are shown one part constitutes a set.

FRONT FORK AND FITTINGS



Front Fork and Fittings—continued

DESCRIPTION.	Girder Fork C10—C11.	Telescopic Fork C10—C11.	B31—B32.	M20—M21.
Shock Absorber Adjuster Knob ..	—	—	—	15-5254
Do. Star Washer ..	—	—	—	15-5260
Do. Centre Nut ..	—	—	—	15-5256
Do. Locking Washer ..	—	—	—	15-5257
Do. Spring ..	—	—	—	15-5258
Front Fork Spring ..	65-5192	29-5314(2)	29-5285(2)	66-5153
Do. Stop ..	65-5199	—	—	66-5151
Fork Spring Top Bolt ..	—	—	—	24-5228
Do. Nut ..	—	—	—	EA82
Fork Spring Top Sleeve ..	—	—	—	24-5227
Do. Nut ..	EB106	—	—	—
Do. Washer ..	K51A	—	—	66-4707
Do. Distance Washer ..	—	—	—	24-5226
Fork End Drain Plug ..	—	EB673(2)	EB673(2)	—
Do. Washer ..	—	H35(2)	H35(2)	—
Fork Spring Bottom Sleeve, with peg	—	—	—	24-5233
Fork Spring Bottom Sleeve Washer.	—	—	—	24-5237
Do. Nut ..	—	—	—	EA82
Do. Split Pin ..	—	—	—	EB77
Front Brake Anchor Lug Bolt ..	65-5663	—	—	—
Do. Spring Washer ..	K51A	—	—	—
Do. Nut ..	EA82	—	—	—
Front Fork Grease Nipple (straight type) ..	28-2080(4)	—	—	28-2080(2)
Do. with loose locknut (angle type)	—	—	—	15-5290(3)
Fork Outer Sleeve (nearside), complete	—	29-5266	65-5341	—
Do. (offside), complete	—	29-5269	65-5343	—
Fork Sliding Tube (nearside), complete	—	29-5294	65-5360	—
Do. (offside), complete	—	29-5303	65-5362	—
Sealing Tape ..	—	29-5322	29-5322	—
Fork End Bolt (nearside) ..	—	29-5293	65-5295	—
Do. Spring Washer ..	—	36-382	M576B	—
Front Fork Shaft ..	—	29-5273(2)	65-5352(2)	—
Front Fork Top Bearing ..	—	29-5307(2)	29-5307(2)	—
Do. Bottom Bearing ..	—	29-5308(2)	29-5308(2)	—
Front Fork Shaft Plug ..	—	29-5283(2)	29-5283(2)	—
Top Bearing Circlip ..	—	29-5320(2)	29-5320(2)	—
Front Fork Oil Seal Holder, complete	—	29-5310(2)	29-5310(2)	—
Front Fork Oil Seal ..	—	29-5313(2)	29-5313(2)	—
Fork Bottom Yoke, complete	—	29-5286	65-5353	—
Do. Bolt ..	—	29-5289(2)	29-5289(2)	—
Do. Nut ..	—	EA80(2)	EA80(2)	—
Do. Spring Washer ..	—	36-382(2)	36-382(2)	—
Steering Stem Adjusting Sleeve ..	—	29-5290	65-5329	—
Do. Cap ..	—	29-5291	65-5330	—
Front Fork Top Yoke ..	—	29-5292	65-5355	—
Do. Tube Nut ..	—	65-5331(2)	65-5331(2)	—
Do. Washer ..	—	65-5332(2)	65-5332(2)	—
Handlebar Clip ..	—	65-5333(2)	65-5333(2)	—
Do. Bolt ..	—	65-5334(4)	65-5334(4)	—
Do. Washer ..	—	15-5155(4)	15-5155(4)	—
Top Yoke Clip Bolt ..	—	27-5135	27-5135	—
Do. Nut ..	—	29-5315	29-5315	—

NOTE.—Figures in brackets denote number per set, e.g. (2), 2 per set.

When no figures in brackets are shown one part constitutes a set.

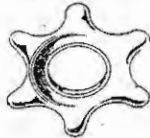
Quote Engine and Frame Numbers, with prefix letters, when ordering spares.

**FOR THE SAME REASON THAT YOU BUY A
B.S.A. MOTOR CYCLE—TO GET THE
GREATEST VALUE — ALWAYS BUY
GENUINE B.S.A. SPARES**

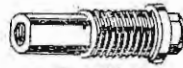
FRONT FORK AND FITTINGS



15-5254



15-5260



15-5256



15-5257



15-5258




66-5153



65-5199



24-5237



24-5228



24-5233



29-5285
29-5314




65-5663



65-5192



29-5315



29-5289



65-5341

29-5266



29-5269

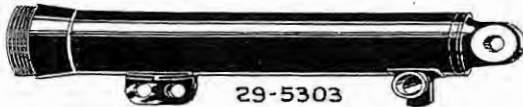
65-5343



65-5360



65-5362



29-5303



29-5294



65-5331



29-5273 - 65-5352



29-5308



29-5283



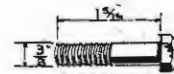
65-5330



29-5310



29-5313



65-5295



65-5329



29-5307



65-5334




29-5291



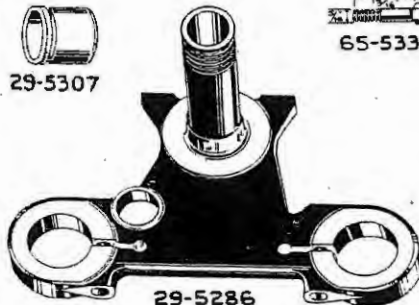
E.B. 673



65-5333



29-5290




29-5286
65-5353



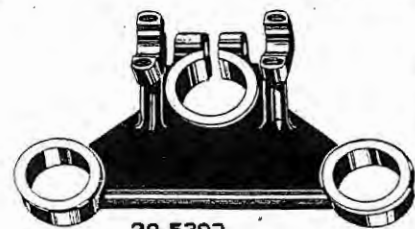
29-5320



28-2080



27-5135



29-5292
65-5355

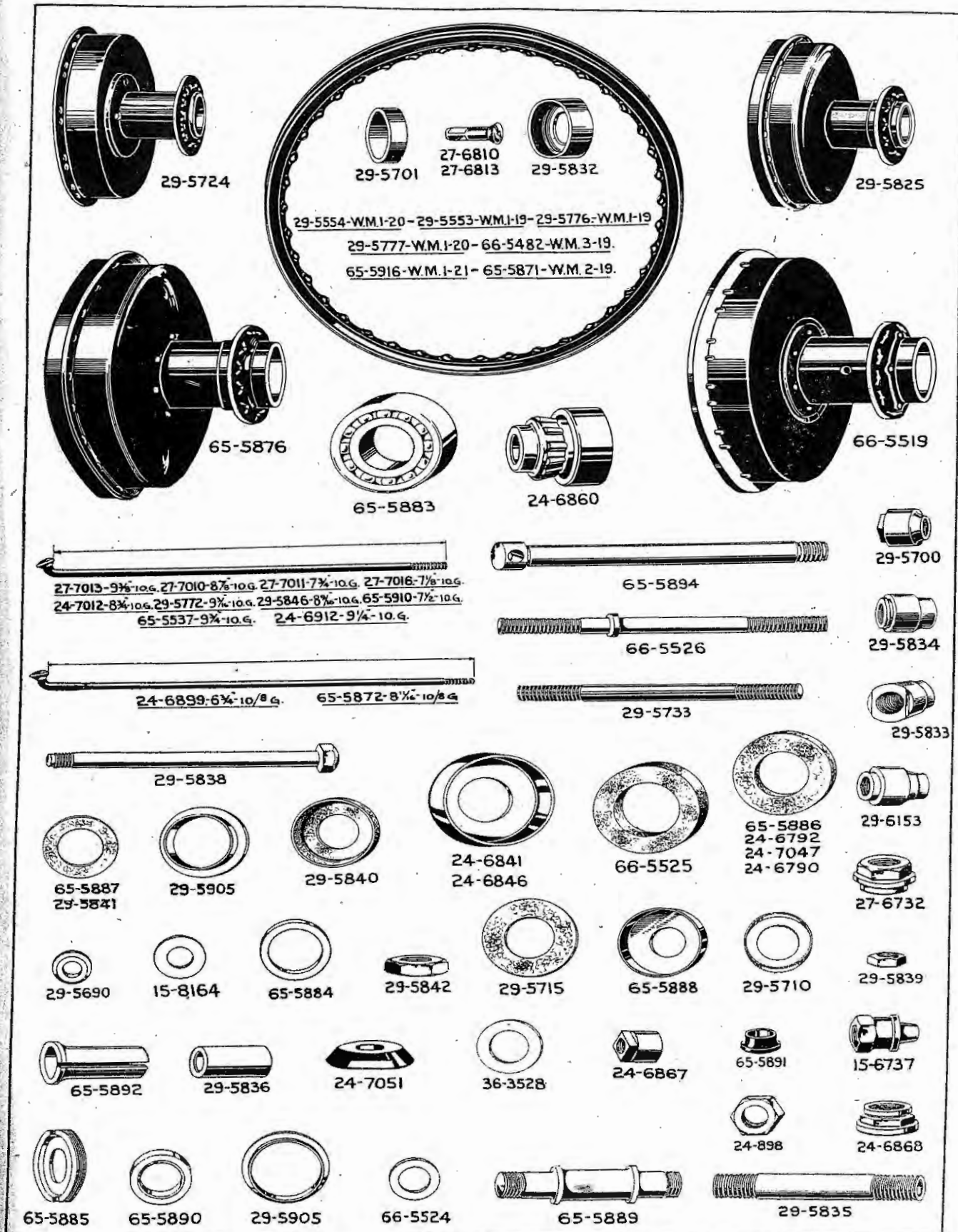
FRONT HUB AND WHEEL FITTINGS

DESCRIPTION.	Girder Fork C10—C11.	Telescopic Fork C10—C11.	B31—B32.	M20—M21.
Front Wheel complete, less brake and tyre (C10 only)	29-5717	29-5770	—	—
Front Wheel complete, less brake and tyre	—	—	65-5870	66-5536
Do. (B32 only)	—	—	65-5915	—
Do. (C11 only)	29-5718	29-5771	—	—
Front Wheel Rim (W.M.3-19) ..	—	—	—	66-5482
Do. (W.M.2-19)	—	—	65-5871	—
Do. (B32 only) (WM1-21) ..	—	—	65-5196	—
Do. (C10 only), W.M.1-19 ..	29-5553	29-5776	—	—
Do. (C11 only), W.M.1-20 ..	29-5554	29-5777	—	—
Front Wheel Spoke R.H. (C10 only)	27-7016(20)	24-7012(20)	—	—
Do. R.H.	—	—	65-5910(20)	24-6899(20)
Do. (B32 only)	—	—	29-5846(20)	—
Do. (C11 only)	27-7011(20)	29-5772(20)	—	—
Do. L.H. (C10 only)	24-7012(10)	24-7012(20)	—	—
Do. L.H.	—	—	65-5872(20)	24-7012(20)
Do. (B32 only)	—	—	65-5537(20)	—
Do. L.H. (C10 only)	27-7010(10)	—	—	—
Do. L.H. (C11 only)	27-7013(20)	24-6912(20)	—	—
Front Wheel Spoke Nipple	27-6813(40)	27-6813(40)	27-6810(40)	27-6813(40)
Front Hub with spindle, less brake	—	—	—	66-5518
Front Hub, complete with bearings.	29-5724	29-5825	65-5876	66-5519
Front Hub Cup	29-5701(2)	29-5832(2)	—	—
Front Hub Cone (fixed)	29-5700	29-5834	—	—
Do. (adjusting)	29-6153	29-5833	—	—
Front Hub Cone Locknut	24-7000	29-5842(2)	—	—
Front Hub Ball	$\frac{1}{8}$ " diam. (20)	$\frac{1}{8}$ " diam. (22)	—	—
Front Hub Bearing	—	—	65-5883(2)	24-6860(2)
Front Hub Felt Washer	24-7047(2)	24-6790(2)	65-5886	—
Do. (right-hand)	—	—	—	24-6792
Do. (left-hand)	—	—	—	66-5525
Front Hub Felt Washer Retaining Ring (right-hand)	—	—	—	24-6841
Do. (left-hand)	—	—	65-5887	24-6846
Felt Washer Retaining Cup	29-5710(2)	29-5840(2)	65-5888	—
Do. Washer	29-5715(2)	29-5841(2)	—	—
Front Hub Grease Nipple (angle type) with loose locknut	15-5290	15-5290	15-5290	—
Do. (straight type)	—	—	—	28-2080
Front Hub Oil Retaining Washer ..	29-5905	—	—	—
Front Hub Spindle	29-5733	29-5838	65-5894	66-5526
Do. Nut	27-6732(2)	29-5839(2)	—	15-6737(2)
Front Hub Speedo Locknut	27-6716	—	—	—
Do. Washer	15-8164	—	—	66-5524
Front Hub Spindle Distance Piece ..	29-5690	29-5836	65-5892	24-7051
Do. Locknut	—	—	—	24-6994
Do. Washer	—	—	—	36-3528(2)
Front Hub Bearing Adjusting Sleeve	—	—	—	24-6867
Do. Locknut	—	—	—	24-898
Front Hub Bearing Locknut	—	—	—	24-6868
Do. Thrust Washer	—	—	65-5884	—
Do. Retaining Ring	—	—	65-5885	—
Front Hub Spindle Sleeve	—	29-5835	65-5889	—
Front Hub Distance Collar	—	—	65-5890	—
Do. Distance Piece	—	—	65-5891	—

NOTE—Figures in brackets denote number per set, e.g. (2), 2 per set.
When no figures in brackets are shown one part constitutes a set.

When ordering Wheels or Wheel Parts particular note should be made as to size of tyre or rim.

FRONT HUB AND WHEEL FITTINGS



Front Hub and Wheel Fittings—continued

DESCRIPTION.	Girder Fork C10—C11.	Telescopic Fork C10—C11.	B31—B32.	M20—M21.
FRONT WHEEL BRAKE.				
Front Brake Cover Plate, with fixed fittings	29-5728	29-5843	65-5895	66-5514
Do. (B32 only) .. .	—	—	65-5895/3	—
Front Brake Cover Plate Nut ..	—	—	65-5893(2)	—
Front Brake Shoe (right-hand), c'plete	24-7767	24-7767	65-5901	35-9235
Do. (left-hand), complete ..	24-7768	24-7768	65-5901	35-9235
Brake Shoe Lining	24-7775(2)	24-7775(2)	65-5903(2)	35-6432(2)
Do. Rivet	24-7990(14)	24-7990(14)	35-6436(14)	35-6436(14)
Front Brake Shoe Spring	24-7810(2)	24-7810(2)	65-5904(2)	35-6440(2)
Front Brake Cam	65-5673	65-5673	65-5906	24-7127
Do. Grease Nipple	—	—	—	28-2080
Do. Washer	—	—	25-7180	—
Brake Cam Bearing Oil Hole Clip ..	65-5674	65-5674	65-5674	—
Front Brake Operating Lever ..	65-5667	24-7800	65-5907	24-7802
Do. Washer	15-431	15-431	15-431	15-431
Do. (B32 only)	—	—	15-431/1	—
Washer (Shakeproof)	—	66-4708	66-4708	66-4708
Do. Nut	EB171	EB171	EB171	EB171
Do. (B32 only)	—	—	EB171/1	—
Front Brake Fulcrum Pin	24-7960	—	65-5899	33-5544
Do. Nut	24-5860	—	24-5860	15-1455
Do. (B32 only)	—	—	24-5860/1	—
Do. Washer	24-8045	—	24-8045	33-5545
Do. (B32 only)	—	—	24-8045/1	—
Front Brake Anchor Strap	65-5662	—	—	—
Do. Bolt	—	—	—	15-7104
Do. Washer	—	—	—	66-4707
Do. Nut	EA82	—	—	EA82
SPEEDOMETER DRIVE.				
Speedometer Drive	29-5738	—	—	29-5737
Front Hub Barrel Cap (required when speedometer is not fitted) ..	29-5747	—	—	—

NOTE.—Figures in brackets denote number per set, e.g. (2), 2 per set.
When no figures in brackets are shown one part constitutes a set.

Quote Engine and Frame Numbers, with prefix letters, when ordering spares.

Connecting Rod Big-end Bushes are not supplied separately. The bushes are ground after fitting to connecting rod, making a first-class job impossible except at the factory. A new connecting rod with big-end and gudgeon pin bushes assembled is therefore supplied at the cost of the bushes only and mechanic's time, providing the old parts are returned to Spares Department, Small Heath, Birmingham, 11.

FRONT HUB AND WHEEL FITTINGS




29-5728



29-5843



65-5895



24-7767 R.H.
24-7768 L.H.



66-5514



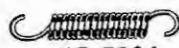
35-9235
65-5901



24-7775
65-5903



65-5893




65-5904
24-7810



35-6432



65-5673



35-6440



65-5906



24-7127



65-5667



24-7800



65-5907



24-7802



33-5545
24-8045



24-7960



65-5899




65-5674




15-1455



33-5544



29-5737 - $\frac{1}{2}$ " DIA. HOLE.
29-5738 - $\frac{3}{4}$ " DIA. HOLE.



65-5662



15-7104



29-5747

REAR HUB AND WHEEL FITTINGS



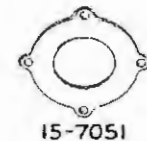



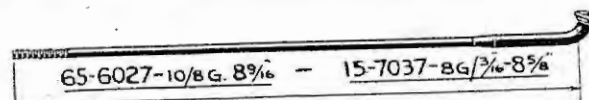
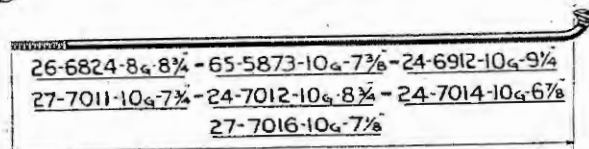
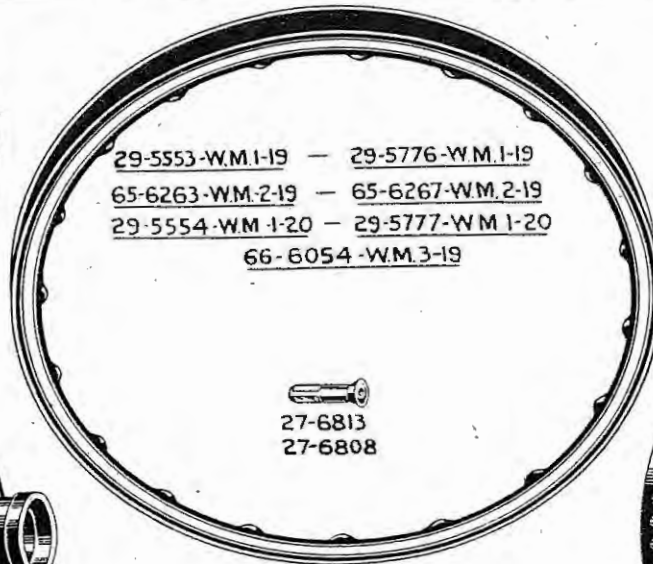
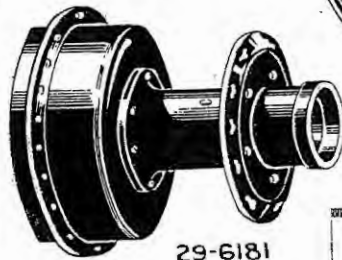

DESCRIPTION.	Girder Fork C10—C11.	Telescopic Fork C10—C11.	B31—B32.	M20—M21.
Rear Wheel complete, less brake and tyre (C10 only)	29-6161	29-6170	—	—
Do.	—	—	65-6261	66-6071
Do. (B32 only)	—	—	65-6266	—
Do. (C11 only)	29-6162	29-6175	—	—
Rear Wheel Rim W.M.1-19 (C10 only)	29-5553	29-5776	—	—
Do. W.M.2-19	—	—	65-6263	—
Do. (B32 only)	—	—	65-6267	—
Do. W.M.3-19	—	—	—	66-6054
Do. (C11 only) (WM1-20) ..	29-5554	29-5777	—	—
Rear Wheel Spoke R.H. (C10 only)	27-7016(20)	24-7014(20)	—	—
Do. R.H.	—	—	24-7012(20)	26-6824(20)
Do. L.H. (C10 only)	24-7012(20)	24-7012(20)	—	—
Do. L.H.	—	—	65-6027(20)	15-7037(20)
Rear Wheel Spoke R.H. (C11 only)	27-7011(20)	65-5873(20)	—	—
Do. L.H. (C11 only)	24-6912(20)	24-6912(20)	—	—
Spoke Nipple	27-6813(40)	27-6813(40)	27-6813(40)	27-6808(40)
Rear Hub Shell, complete with bearings	29-6158	29-6181	65-6250	66-6067
Rear Hub Cup	29-5701(2)	29-5701(2)	—	—
Rear Hub Cone	29-5700	29-5700	—	—
Do. (adjusting)	29-6153	*29-6153	—	—
Do.	—	*29-5702	—	—
Rear Hub Ball	$\frac{1}{8}$ " diam. (20)	$\frac{1}{8}$ " diam. (20)	—	—
Rear Hub Bearing	—	—	24-7058(2)	26-6890(2)
Do. Thrust Washer	—	—	—	15-7045(2)
Do. Locknut	—	—	—	26-6861
Rear Hub Bearing Sleeve	—	—	—	15-7046
Do. Thrust Washer	—	—	—	15-7047
Do. Nut, with peg	—	—	—	15-7049
Hub Bearing Thrust Nut Locking Washer	—	—	—	26-6855
Rear Hub Felt Washer	24-7047(2)	24-7047(2)	24-7047(2)	15-7048
Rear Hub Retaining Cup	29-5710(2)	29-5710(2)	29-5710(2)	26-6865(2)
Rear Hub Oil Retaining Washer ..	29-5905	29-5905	—	—
Rear Hub Felt Retaining Washer ..	29-5715(2)	29-5715(2)	29-5715(2)	—
Rear Hub Dust Plate	—	—	—	15-7051
Do. Screw	—	—	—	24-7065(4)
Do. Washer	—	—	—	24-7068(4)
Rear Hub Spigot and Brake Drum Support	—	—	—	66-6104
Do. Nut	—	—	—	66-6105
Rear Hub Adjusting Sleeve	—	—	65-5670(2)	—
Rear Hub Adjusting Plate	27-6738(2)	27-6738(2)	27-6738(2)	66-6096
Rear Hub Spindle	29-6151	29-5791	65-6161	—
Do. complete with fixed nut ..	—	—	—	66-6101
Rear Hub Spindle Nut	27-6732(2)	27-6732(2)	65-6133(2)	15-7092
Do. Locknut	27-6716	27-6716(2)	27-6716	—
Do. Washer	—	—	65-6137(2)	—
Rear Hub Grease Nipple (angle type)	15-5290	15-5290	15-5290	—
Do. (straight type)	—	—	—	28-2080
Rear Hub Distance Piece	65-5832(2)	65-5832(2)	—	—
Rear Hub Distance Washer	—	—	27-8039	—
Rear Hub Packing Washer	—	—	—	26-6689
Rear Hub Chainwheel	—	29-6186	—	—
Hub Flange and Chainwheel Bolt ..	—	29-6187(6)	—	—
Do. Lockstrip	—	29-6188(3)	—	—
Do. Nut	—	EB129(6)	—	—

*Fitted on and after Frame Number XC10T-3469 (29-5702).

*Fitted up to Frame Number XC10T-3468 (29-6153).

NOTE.—Figures in brackets denote number per set, e.g. (2), 2 per set.
When no figures in brackets are shown one part constitutes a set

REAR HUB AND WHEEL FITTINGS



Rear Hub and Wheel Fittings—continued

DESCRIPTION.	Girder Fork C10—C11.	Telescopic Fork C10—C11.	B31—B32.	M20—M21.
SPEEDOMETER DRIVE.				
Speedometer Drive	—	29-5738	—	—
Do. Washer	—	15-39	—	—
Do. Nut	—	29-5792	—	—
REAR WHEEL BRAKE.				
Rear Hub Cover Plate, with fixed fittings	29-6270	29-5766	65-6276	66-6123
Do. (B32 only)	—	—	65-6276/3	—
Rear Brake Drum and Chainwheel, with driving studs	—	—	—	66-6107
Rear Brake Fulcrum Pin	—	—	65-5899	33-5544
Do. Washer (serrated)	—	—	24-8045	33-5545
Do. (B32 only)	—	—	24-8045/1	—
Do. Nut	—	—	24-5860	15-1455
Do. (B32 only)	—	—	24-5860/1	—
Rear Brake Shoe, with lining (right-hand)	24-7767	24-7767	65-5901	35-9235
Do. (left-hand)	24-7768	24-7768	65-5901	35-9235
Rear Brake Shoe Lining	24-7775(2)	24-7775(2)	65-5903(2)	35-6432(2)
Do. Rivet	24-7990(14)	24-7990(14)	35-6436(14)	35-6436(14)
Rear Brake Shoe Spring	24-7810(8)	24-7810(2)	65-5904(2)	35-6440(2)
Rear Brake Cam	65-5673	65-5673	65-5905	24-7127
Do. Bearing Grease Nipple	—	—	—	15-5290
Do. Oil Hole Clip	65-5674	65-5674	65-5674	—
Rear Brake Operating Lever, with stud	29-7360	29-7360	—	15-7961
Rear Brake Operating Lever	—	—	65-6279	—
Do. Bush	—	—	—	65-7037
Do. Washer	—	66-4707	66-4708	66-4708
Rear Brake Screw Swivel Pin	—	—	65-6274	—
Rear Brake Operating Lever Washer	15-431	15-431	15-431	15-431
Do. (B32 only)	—	—	15-431/1	—
Do. Nut	EB171	EB171	EB171	EB171
Do. (B32 only)	—	—	EB171/1	—
Rear Brake Anchor Bolt	29-6110	29-6110	—	24-209
Do. Washer	24-7911	24-7911	—	EB76
Do. Nut	—	—	—	C2-97A
Do. Split Pin	—	—	—	66-6257
Rear Brake Drum Flange Bolt	—	—	—	66-6070(3)
Do. Felt Washer	—	—	—	15-7059

NOTE.—Figures in brackets denote number per set, e.g. (2), 2 per set.

When no figures in brackets are shown one part constitutes a set

Quote Engine and Frame Numbers, with prefix letters, when ordering spares.

EQUIPMENT

SPEEDOMETERS.

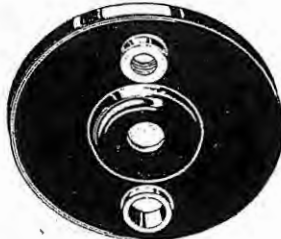
SMITH'S MOTOR ACCESSORIES LTD., CRICKLEWOOD WORKS, LONDON, N.W.2.

DESCRIPTION.	Girder Fork C10—C11.	Telescopic Fork C10—C11.	B31—B32.	M20—M21.
Speedometer (Fork Fixing) 80 m.p.h. trip	S433/1/L	—	—	S433/1/L
Speedometer (Fork Fixing) 140 kilometre trip	S433/5/L	—	—	S433/5/L
Speedometer (Tank Fixing) 80 m.p.h. trip	—	S467/9/L	S467/9/L	—
Speedometer (Tank Fixing) 140 kilometre trip	—	S467/13/L	S467/13/L	—


REAR HUB AND WHEEL FITTINGS



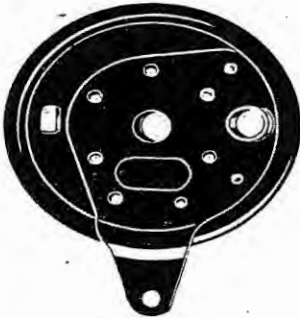
29-6270



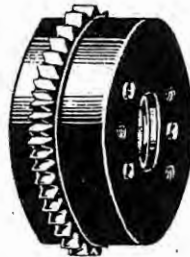
29-5766



65-6276



66-6123



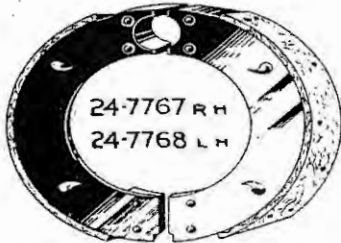
66-6107



35-9235
65-5901



33-5544



24-7767 RH
24-7768 LH



65-5899



33-5545
24-8045




65-5903
35-6432 - 24-7775



65-5673



35-6440




65-5904
24-7810



24-7127



15-5290




65-5905



29-7360



15-7961



65-6279



65-5674



65-7037



C2-97A



29-6110



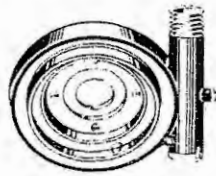
24-209



29-5792



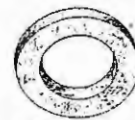
65-6274



29-5738 2 1/2 DIA. HOLE



66-6070



15-7059

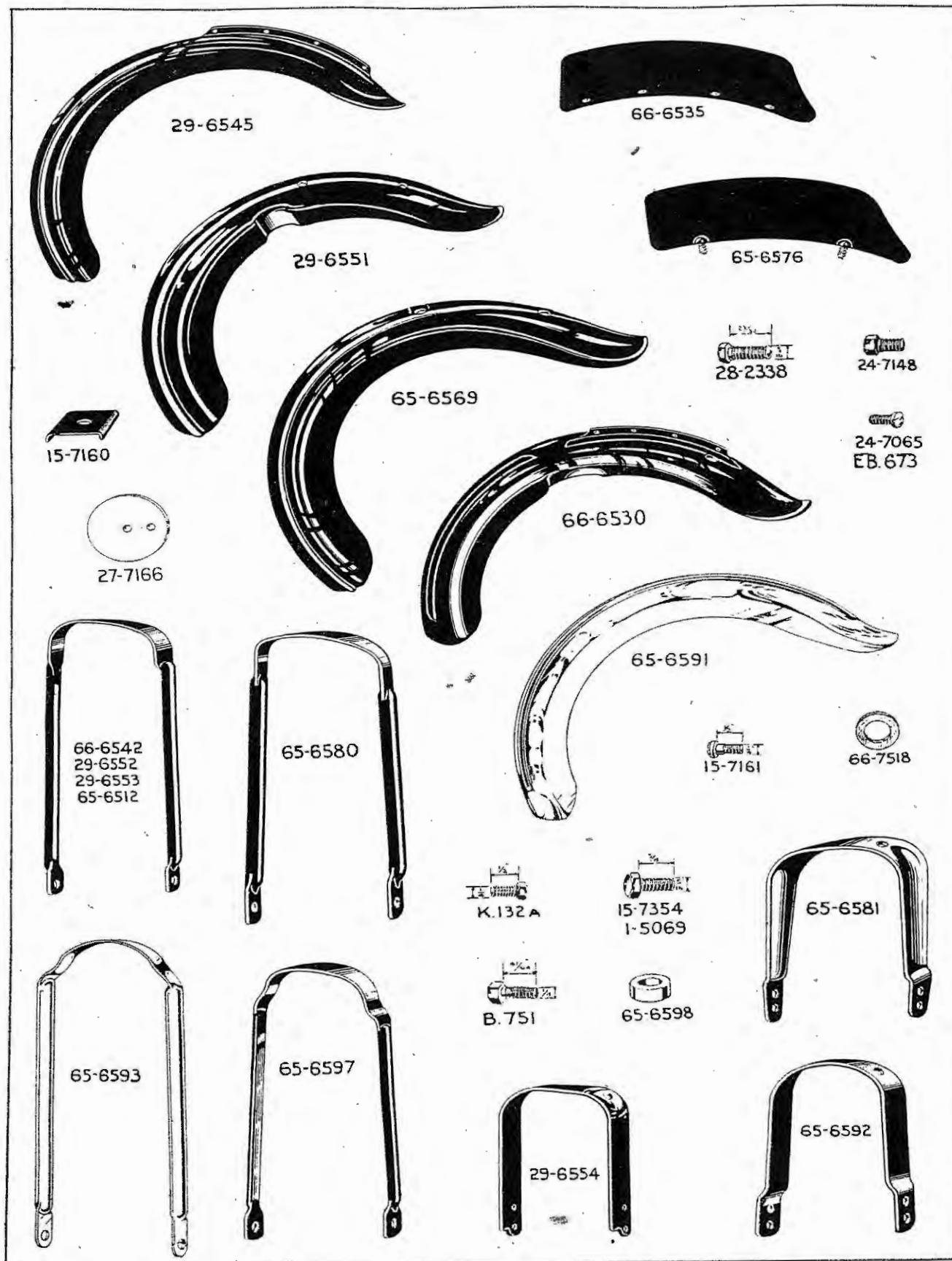
FRONT MUDGUARD AND FITTINGS

DESCRIPTION.	Girder Fork C10—C11.	Telescopic Fork C10—C11.	B31—B32.	M20—M21.
Front Mudguard, with fixed fittings	29-6545	29-6551	65-6569	66-6530
Do. (B32 only)	—	—	65-6591/3	—
Mudguard Top Stay	65-6512	29-6553	65-6580	66-6542
Do. (B32 only)	—	—	65-6593/3	—
Mudguard Bottom Stay	65-6512	29-6552	—	—
Do. (B32 only)	—	—	65-6597/3	—
Mudguard Stay Plate	—	—	—	15-7160(2)
Front Mudguard Stay Bolt	15-7161(4)	15-7161(4)	15-7161(2)	15-7161(2)
Do. (B32 only)	—	—	15-7161/3(4)	—
Mudguard Stay Bolt Washer	27-8560(4)	27-8560(4)	27-8560(2)	B751A(2)
Do. (B32 only)	—	—	27-8560/1(4)	—
Mudguard Stay Bolt Nut	EB113(4)	M263(4)	M263(2)	EB113(2)
Do. (B32 only)	—	—	M263(4)	—
Mudguard Stay Spring Washer	K197(4)	K197(4)	K197(2)	K197(2)
Do. (B32 only)	—	—	K197(4)	—
Mudguard Stay Fork End Bolt	K132A(2)	1-5069(2)	—	B751(2)
Do. Nut	EB102(2)	—	EA80(2)	M263(2)
Do. Shakeproof Washer	—	36-382(2)	36-382(2)	29-541(2)
Do. Spring Washer (B31 only)	—	—	EB150(2)	—
Do. Distance Piece (B32 only)	—	—	65-6598(2)	—
Bottom Stay Fork End Bolt	24-7148(2)	—	—	—
Do. Nut	EA111(2)	—	—	—
Front Mudguard Support Bolt	—	—	—	15-7354
Do. Washer	—	—	—	27-7166
Do. Washer (Shakeproof)	—	—	—	36-382
Front Mudguard Stay Bolt Washer (right-hand)	—	—	—	A176
Front Mudguard Stay Fixing Stud Nut	—	—	EA80(2)	—
Do. (B32 only)	—	—	EA80/1(2)	—
Do. Washer (Shakeproof)	—	—	36-382(2)	—
Do. Washer double spring-(B31) only)	—	—	EB150(2)	—
Front Number Plate	66-6535	65-6576	65-6576	66-6535
Front Number Plate Fixing Stud Nut	—	M263(2)	M263(2)	—
Do. Spring Washer	—	K197(2)	K197(2)	—
Front Number Plate Securing Screw	EB673(4)	—	—	24-7065(4)
Do. Nut	25-7151(4)	—	—	25-7151(4)
Front Mudguard Support Bridge	—	29-6554	65-6581	—
Do. (B32 only)	—	—	65-6592	—
Do. Fixing Bolt	—	15-7161(2)	15-7161(2)	—
Do. (B32 only)	—	—	15-7161/3(2)	—
Do. Nut	—	M263(2)	M263(2)	—
Do. Washer	—	27-8560(2)	27-8560(2)	—
Do. (B32 only)	—	—	27-8560/1(2)	—
Do. Spring Washer	—	K197(2)	K197(2)	—
Front Mudguard Bridge Fork Fixing Bolt	—	28-2338(4)	—	—
Do. Nut	—	EA80(4)	24-6040(4)	—
Do. Washer (Shakeproof)	—	36-382(4)	36-382(4)	—
Support Bridge Washer (fibre)	—	—	66-7518(2)	—
Do. (steel)	—	—	M550A(4)	—

NOTE.—Figures in brackets denote number per set, e.g. (2), 2 per set.
When no figures in brackets are shown one part constitutes a set.

Quote Engine and Frame Numbers, with prefix letters, when ordering spares.

FRONT MUDGUARD AND FITTINGS

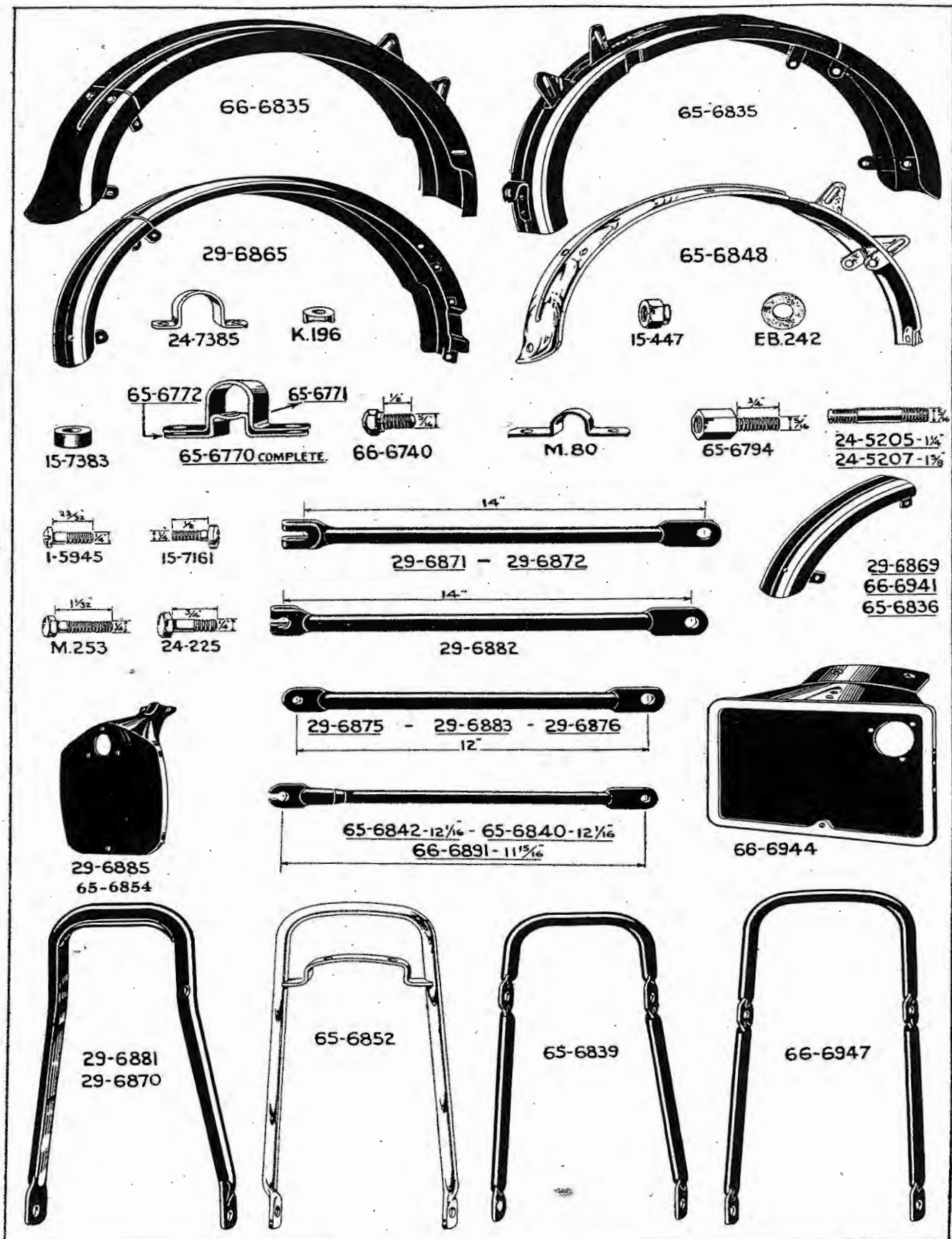


REAR MUDGUARD AND FITTINGS

DESCRIPTION.	Girder Fork C10—C11.	Telescopic Fork C10—C11.	B31—B32.	M20—M21.
Rear Mudguard, with fixed fittings only	29-6865	29-6865	65-6835	66-6835
Rear Mudguard (B32 only)	—	—	65-6848/3	—
Rear Mudguard Tail, with bridge	29-6869	29-6869	—	—
Do. Bridge Bolt	K132A(2)	K132A(2)	—	—
Do. Washer	27-8560(2)	27-8560(2)	—	—
Rear Mudguard Tail	—	—	65-6836	66-6941
Do. Bolt (complete)	—	—	66-6740(2)	66-6740(2)
Mudguard Backstay Bridge Bracket (complete)	—	—	65-6770	—
Mudguard Backstay Bridge Bracket. Do. Strip	—	—	65-6771	M80
Do. Bolt	—	—	65-6772	—
Do. Bolt Washer	—	—	K132A(2)	K132A(2)
Do. Spring Washer	—	—	—	B751A(2)
Do. Fibre Washer	—	—	K197(2)	K197(2)
Do. Nut	—	—	—	EB242
Rear Mudguard Chainstay Bridge Clip Do. Bolt	—	—	M263(2)	EB113(2)
Do. Washer	—	—	—	24-7385
Do. Spring Washer	—	—	—	K132A(2)
Do. Nut	—	—	—	B751A(2)
Rear Number Plate	29-6885	29-6885	29-6885	K197(2)
Do. (B32 only)	—	—	65-6854	EB113(2)
Do. Bolt (top)	15-7161(2)	15-7161(2)	15-7161(2)	—
Do. Bolt (bottom)	EB112	EB112	1-5945	15-7383
Do. Nut	M263(3)	M263(3)	M263(3)	K197(3)
Do. Washer (plain)	27-8560(2)	27-8560(2)	27-8560(2)	66-6947
Do. Washer (rubber)	15-7383	15-7383	—	—
Do. Washer (spring)	K197(3)	K197(3)	K197(3)	—
Lifting Handle and Mudguard Stay. Do. (B32 only)	29-6870	29-6881	—	65-6852/3
Do. (B31 only)	—	—	65-6839	—
Lifting Handle Top Bolt	EB112(2)	EB112(2)	15-7161(2)	65-6794(2)
Do. Nut	M263(2)	M263(2)	M263(2)	EA80(2)
Do. Washer	K196(2)	K196(2)	—	K359A(2)
Do. Spring Washer (inside)	K197(2)	K197(2)	K197(2)	—
Do. Shakeproof Washer	—	—	—	36-382(2)
Lifting Handle Bottom Stud (L.H.) Do. (right-hand)	—	—	—	24-5207
Do. Nut	—	—	—	24-5205
Do. Washer (Shakeproof)	—	—	—	EA80(2)
Voltage Control Support Bolt	M253(2)	M253(2)	M253(2)	36-382(2)
Do. Washer	B751A(4)	B751A(4)	B751A(4)	M253(2)
Do. Bolt Washer	27-8560(6)	27-8560(6)	27-8560(6)	B751A(4)
Do. Spring Washer	—	—	K197(2)	27-8560(6)
Do. Nut	M263(4)	M263(4)	M263(4)	—
Do. Locknut	EB102(2)	EB102(2)	EB102(2)	M263(4)
Do. Washer (rubber)	15-7383(2)	15-7383(2)	15-7383(2)	EB102(2)
Rear Mudguard Bottom Stay complete Do. (left-hand)	—	—	—	15-7383(2)
Do. (right-hand)	29-6872	29-6882	65-6842	66-6891(2)
Bottom Stay Bridge Bolt	29-6871	29-6871	65-6840	—
Do. Nut	K132A(2)	K132A(2)	K132A(2)	B751(2)
Do. Nut	15-447(2)	15-447(2)	15-447(2)	15-447(2)
Front Stay (right-hand)	29-6875	29-6875	Used only	—
Do. (left-hand)	29-6876	29-6883	when	—
Front Stay Bolt	15-7161(2)	15-7161(2)	pillion seat	—
Do. Nut	M263(2)	M263(2)	is	—
Do. Spring Washer	K197(2)	K197(2)	fitted.	—

NOTE.—Figures in brackets denote number per set, e.g. (2), 2 per set,
When no figures in brackets are shown one part constitutes a set.

REAR MUDGUARD AND FITTINGS



Rear Mudguard and Fittings—continued

DESCRIPTION.	Girder Fork C10—C11.	Telescopic Fork C10—C11.	B31—B32.	M20—M21.
Rear Mudguard Upright Stay ..	—	—	—	66-6945(2)
Do. (B32 only)	—	—	65-6851/3	—
Do. (left-hand) (B31 only) ..	—	—	65-6838	—
Do. (right-hand) (B31 only) ..	—	—	65-6837	—
Do. Stay Bolt	—	—	15-7161(2)	K132A(2)
Do. (B32 only)	—	—	15-7161/3(2)	—
Do. Washer	—	—	—	K234A(2)
Do. Washer (Shakeproof) ..	—	—	—	29-541(2)
Do. Spring Washer	—	—	K197(2)	—
Do. Nut	—	—	M263(2)	M263(2)
Rear Mudguard Stay Fixing Stud				
Spring Washer (chainstay end) ..	—	—	M576B(2)	—
Do. Nut	—	—	EB106/1(2)	—
Bottom Bracket Chainstay Bridge				
Screw	—	—	EB112	—
Do. (B32 only)	—	—	24-8328	—
Rear Mudguard Bottom Distance				
Collar (B32 only)	—	—	65-6850	—
Do. Spring Washer	—	—	K197	—
Do. Nut	—	—	M263(2)	—

NOTE.—Figures in brackets denote number per set, e.g. (2), 2 per est.

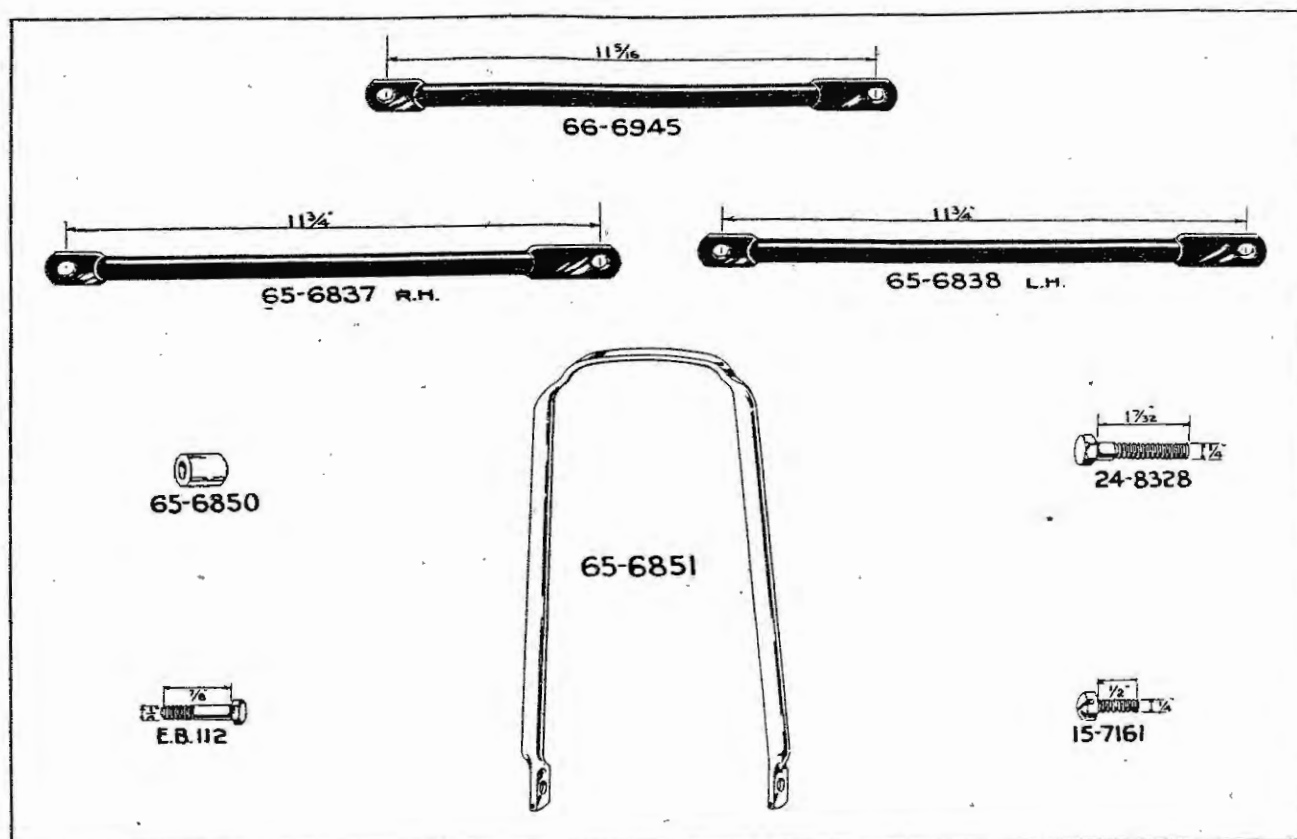
When no figures in brackets are shown one part constitutes a set.

Quote Engine and Frame Numbers, with prefix letters, when ordering spares.

ENGINE AND FRAME MARKINGS FOR 1946 MOTOR CYCLES

Model.	Type.	Engine.	Frame.
Girder Fork C10	250 c.c. S.V.	X.C.10-101 upwards	X.C.10.G-101 upwards
Girder Fork C11	250 c.c. O.H.V.	X.C.11-101 upwards	X.C.10.G-101 upwards
Telescopic Fork C10	250 c.c. S.V.	X.C.10-101 upwards	X.C.10.T-101 upwards
Telescopic Fork C11	250 c.c. O.H.V.	X.C.11-101 upwards	X.C.10.T-101 upwards
B31	350 c.c. O.H.V.	X.B.31-101 upwards	X.B.31-101 upwards
B32 (Competition)	350 c.c. O.H.V.	X.B.32-101 upwards	X.B.31-101 upwards
M20	500 c.c. S.V.	X.M.20-101 upwards	X.M.20-101 upwards
M21	600 c.c. S.V.	X.M.21-101 upwards	X.M.20-101 upwards

REAR MUDGUARD AND FITTINGS



1946 MOTOR CYCLE CARBURETTER SETTINGS

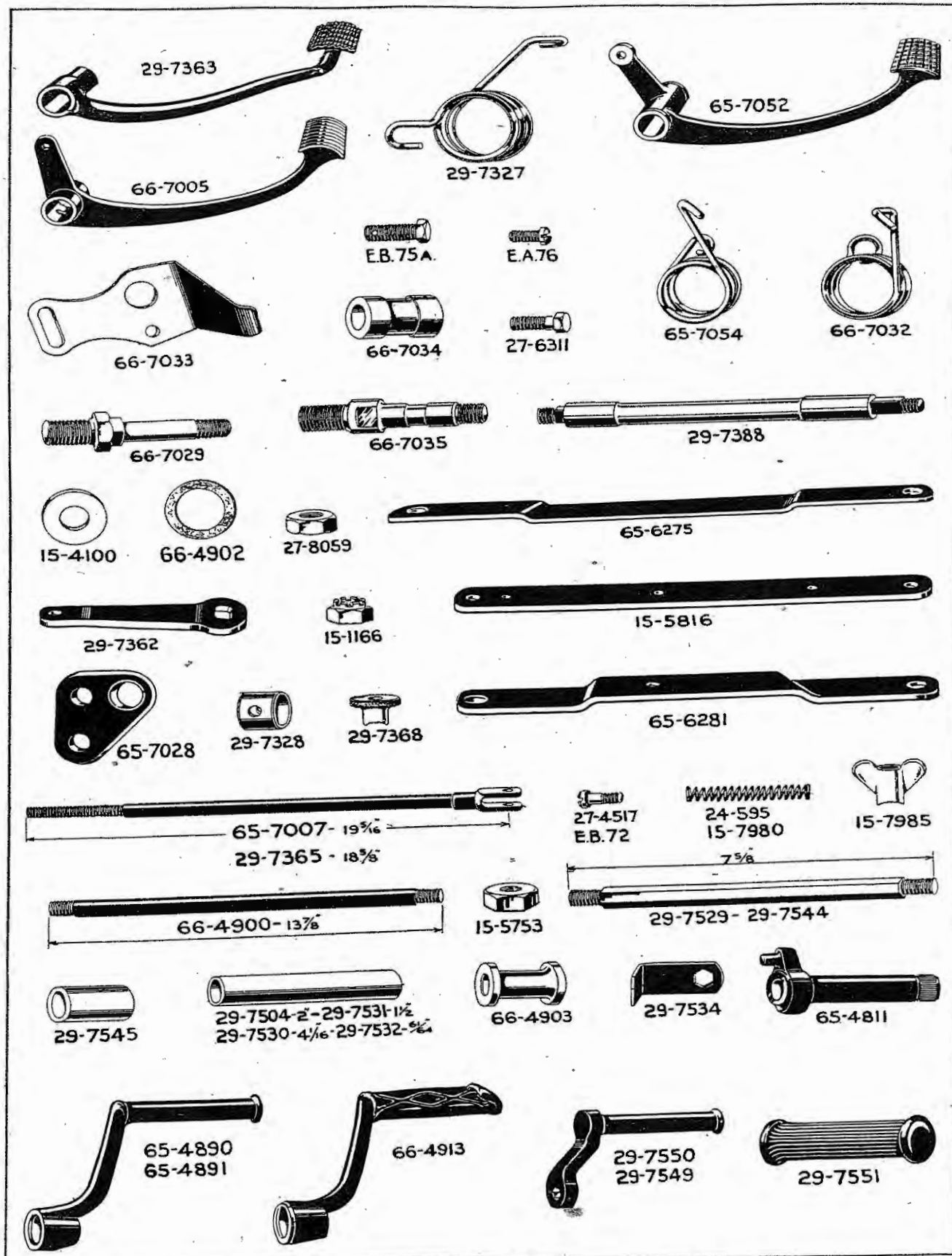
MESSRS. AMALGAMATED CARBURETTERS LTD., PERRY BARR,
BIRMINGHAM.

Model.	Type.	Jet Block Number.	Float Chamber.	Valve.	Main Jet.	Needle Position.
C10	274/K/3A	25.A	3.A	4/4	90	2
C11	274/L/1AT	25.A	1.AT	4/4	80	3
B31	276/AW/1BB	45.A	1.BB	6/4	150	3
B32	276/AW/1BB	45.A	1.BB	6/4	150	3
M20	276/C/1B	45.A	1.B	6/4	170	2
M21	276/BR/1B	51.A	1.B	6/4	160	2

DESCRIPTION.	Girder Fork C10—C11.	Telescopic Fork C10—C11.	B31—B32.	M20—M21.
Rear Brake Pedal	29-7363	29-7363	65-7052	66-7005
Do. Bush	—	—	—	66-7034
Rear Brake Pedal Grease Nipple (straight type)	—	—	—	28-2080
Rear Brake Pedal Return Spring ..	29-7327	29-7327	65-7054	66-7032
Rear Brake Pedal Stop Plate ..	—	—	—	66-7033
Do. Washer	—	—	—	EB76A
Spring Bolt	—	—	27-6311	EA76
Do. Washer	—	—	M550A	—
Do. Washer (Shakeproof) ..	—	—	—	29-541
Spring Bolt Nut	—	—	—	K234B
Rear Brake Pedal Shaft	29-7388	29-7388	66-7035	66-7029
Do. Nut	27-8059(2)	27-8059(2)	15-541	15-541
Do. Locknut	—	—	—	15-1455
Do. Washer	M101A(2)	M101A(2)	30-660	30-660
Do. Washer (thin)	—	—	—	15-4100
Do. Washer (Shakeproof) ..	—	—	66-4708	66-4708
Rear Brake Operating Lever ..	29-7362	29-7362	—	—
Rear Brake Anchor Strap	—	—	65-6275	15-5816
Do. (B32 only)	—	—	65-6281	—
Do. Bolt	—	—	EB75A	—
Do. Spring Washer	—	—	M576B	—
Do. Nut	—	—	EA82/1	—
Do. Nut	—	—	15-1166	—
Do. Split Pin	—	—	35-706	—
Do. Washer	—	—	E28	—
Rear Brake Anchor Strap Bracket..	—	—	65-7028	—
Rear Brake Rod, with toggle end ..	29-7365	29-7365	29-7365	65-7007
Toggle End Screw	EB72	EB72	EB72	27-4517
Do. Nut	EB102	EB102	EB102	EB102
Do. Spring Washer	—	—	—	K197
Rear Brake Rod Toggle Bush ..	29-7328	29-7328	—	—
Rear Brake Adjusting Nut	29-7368	29-7368	29-7368	—
Rear Brake Rod Spring	24-595	24-595	24-595	15-7980
Do. Locknut	M263	M263	M263	M263
Do. Flynut	—	—	—	15-7985
FOOTRESTS.				
Footrest Rod	—	—	66-4900	66-4900
Do. (right-hand)	29-7529	29-7529	—	—
Do. (left-hand)	29-7544	29-7544	—	—
Footrest Rod Spring Washer ..	N572(4)	N572(4)	—	—
Footrest Rod Washer	—	—	24-5914(2)	24-5914(2)
Do. (Shakeproof)	—	—	65-695(2)	65-695(2)
Footrest Rod Nut	27-8059(4)	27-8059(4)	15-5753(2)	15-5753
Footrest Distance Tube	—	—	65-4811(2)	65-4811(2)
Do. (right-hand)	29-7530	29-7530	—	—
Do. (left-hand) (engine plate) .	29-7504	29-7504	—	—
Do. (left-hand) (front chaincase)	29-7531	29-7531	—	—
Do. (left-hand) (chaincase and engine plate)	29-7545	29-7545	—	—
Do. (left-hand)	29-7532	29-7532	—	—
Front Chaincase Sealing Washer ..	30-729(2)	30-729(2)	—	—
Chaincase Distance Sleeve	66-4903	66-4903	66-4903	66-4903(2)
Footrest Cork Washer	66-4902(2)	66-4902(2)	66-4902(2)	66-4902(2)
Footrest Rod Brake Pedal Stop Plate	29-7534	29-7534	—	—
Footrest Bracket	—	—	—	66-4913(2)
Footrest Bracket (offside)	29-7549	29-7549	65-4890	—
Do. (nearside)	29-7550	29-7550	65-4891	—
Footrest Rubber	29-7551(2)	29-7551(2)	29-7551(2)	—

NOTE.—Figures in brackets denote number per set, e.g. (2), 2 per set.
When no figures in brackets are shown one part constitutes a set.

REAR BRAKE CONTROL AND FOOTRESTS



PILLION FOOTRESTS

DESCRIPTION.	Girder Fork C10—C11.	Telescopic Fork C10—C11.	B31—B32.	M20—M21.
Pillion Footrest Assembly (offside) ..	29-7558	29-7558	65-4887	—
Do. (nearside) ..	29-7559	29-7559	65-4888	—
Pillion Footrest, with stiffening piece	29-7561(2)	29-7561(2)	29-7561(2)	—
Pillion Footrest Spindle (left-hand) .	} Required when No. 6B or 6C Sidecar is fitted. {			33-8136
Do. Split Pin ..				35-722
Pillion Footrest Swivel Bolt ..	29-7564(2)	29-7564(2)	29-7564(2)	—
Do. Nut ..	24-6040(2)	24-6040(2)	24-6040(2)	—
Do. Spring Washer ..	36-382(2)	36-382(2)	36-382(2)	—
Pillion Footrest Anchor Bolt (offside)	29-7560	29-7560	65-4894	—
Do. (nearside) ..	65-4895	65-4895	65-4895	—
Pillion Footrest Anchor Bolt Distance Piece ..	29-7565	29-7565	—	—
Do. Washer ..	EA129	EA129	—	—
Do. Spring Washer ..	K51A(2)	K51A(2)	K51A(2)	—
Do. Nut ..	EA82(2)	EA82(2)	EA82(2)	—
Pillion Footrest Spindle (left-hand)	—	—	—	66-4936
Do. (right-hand) ..	—	—	—	66-4938
Pillion Footrest Spindle Rubber ..	—	—	—	15-8155(2)
Do. Bolt ..	—	—	—	27-6312(2)
Do. Bolt Nut ..	—	—	—	EA80(2)

NOTE.—Figures in brackets denote number per set, e.g. (2), 2 per set.

When no figures in brackets are shown one part constitutes a set.

Quote Engine and Frame Numbers, with prefix letters, when ordering spares.

EQUIPMENT

SADDLES.—H. Terry & Sons Ltd., Redditch.

DESCRIPTION.	Girder Fork C10—C11.	Telescopic Fork C10—C11.	B31—B32.	M20—M21.
Saddle ..	29-9335	29-9335	65-9100	66-9202
Type ..	S874	S874	S857	S873

K.L.G. SPARKING PLUGS.—K.L.G. Sparking Plugs Ltd., Putney Vale, London, S.W.15.

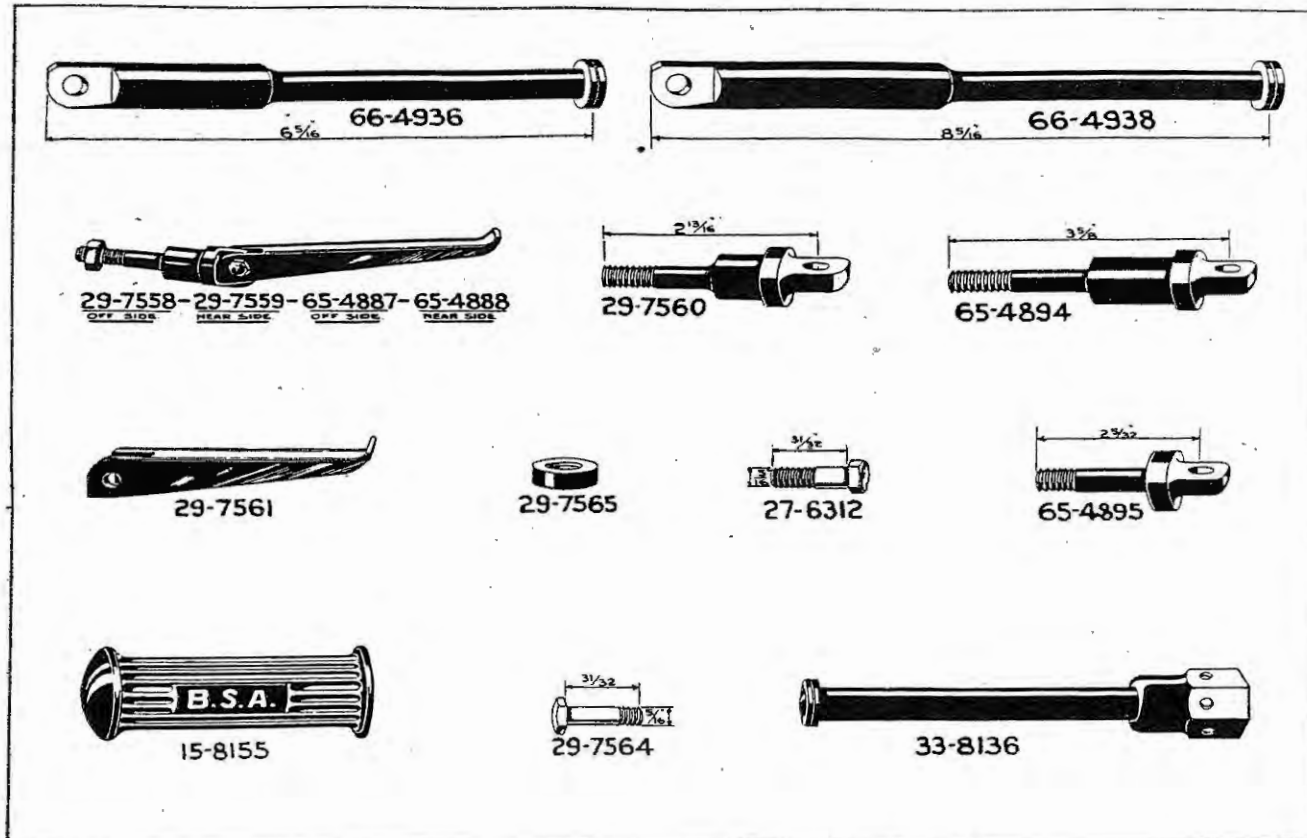
DESCRIPTION.	Girder Fork C10—C11.	Telescopic Fork C10—C11.	B31—B32.	M20—M21.
Sparking Plugs ..	65-95	65-95	65-95	65-95
Type ..	F70	F70	F70	F70

CHAMPION SPARKING PLUGS.—Champion Sparking Plugs Ltd., Feltham, Middlesex.

DESCRIPTION.	Girder Fork C10—C11.	Telescopic Fork C10—C11.	B31—B32.	M20—M21
Sparking Plugs (Models C10 M20 M21)	65-112	65-112	—	65-112
Type ..	L10	L10	—	L10
Sparking Plugs (Models C11 B31 B32)	65-114	65-114	65-114	—
Type ..	L10S	L10S	L10S	—

Quote type numbers when ordering replacement components for above-mentioned Accessories.

PILLION FOOTRESTS



ELECTRICAL EQUIPMENT

J. LUCAS LTD., GREAT KING STREET, BIRMINGHAM.

DESCRIPTION.	Girder Fork C10—C11.	Telescopic Fork C10—C11.	B31—B32.	M20—M21.
Magdyno Unit	—	—	46011B	46011B
Dynamo	200424	200424	—	—
Distributor	407901	407901	—	—
Coil	403022	403022	—	—
Voltage Control	33018A	33018A	33018A	33018A
Headlamp	054982A	054982A	055013	054947
Tail Lamp	052307	052307	052307	526082
Battery	4080050	4080050	4080050	4080050
Electric Horn	701405	701405	069380	069372
Electric Horn Push	762007	762007	762007	762164
Battery Carrier	—	—	—	585215

Quote type numbers when ordering replacement components for any of
the above-mentioned Accessories.

CHAINCASE, CHAINGUARD AND FITTINGS

DESCRIPTION.	Girder Fork C10—C11.	Telescopic Fork C10—C11.	B31—B32.	M20—M21.
Chaincase (front), with fixed fittings	29-8085	29-8085	65-7584	66-7502
Chaincase Inspection Cap	27-209	27-209	27-209	27-209
Do. Washer	27-207	27-207	27-207	27-207
Chaincase Securing Bolt	65-7550(3)	65-7550(3)	65-7550(3)	65-7550(3)
Do. Spring Washer	24-8784(3)	24-8784(3)	24-8784(3)	24-8784(3)
Chaincase (rear), with fixed fittings and sliding plate	29-8087	29-8087	65-7578	66-7601
Chaincase Sliding Plate Bolt	—	—	66-7523(2)	—
Do. Nut	—	—	EB102(2)	—
Do. Washer	—	—	B751A(2)	—
Do. Fibre Washer	—	—	66-7518(2)	—
Front and Rear Chaincase Fixing Screw	1-4606(16)	1-4606(16)	1-4606(16)	1-4606(16)
Do. Spring Washer	24-7068(16)	24-7068(16)	—	—
Do. Shakeproof Washer	—	—	29-3319(16)	29-3319(16)
Front Chaincase Joint Washer (cork)	66-7514	66-7514	66-7514	66-7514
Chaincase (rear) Felt Washer	—	—	15-8814	15-8814
Chaincase and Crankcase Joint Washer	66-7575	66-7575	66-7575	66-7575
Chaincase Oil Level Plug	66-7517	66-7517	66-7517	66-7517
Do. Washer (fibre)	EB242	EB242	EB242	EB242
Chaincase Oil Drain Plug	15-645	15-645	15-645	15-645
Do. Washer	66-7518	66-7518	66-7518	66-7518
Chaincase Stiffening Washer	29-8060	29-8060	29-8060	—
CHAINGUARD.				
Chainguard, with fixed fittings ..	29-8322	29-8325	66-7715	66-7806
Do. (B32 only)	—	—	65-7718/3	—
Rear Chainguard Strap Bolt	EB70	EB70	—	28-2338
Do. Nut	EA80	EA80	M263	EB113
Do. Shakeproof Washer	36-382	36-382	—	29-541
Do. Washer	—	—	K234A	—
Bottom Chainguard	—	—	—	15-8833
Do. Screw	—	—	—	1-4606(3)
Do. Washer	—	—	—	26-9461(3)
Bottom Chainguard Screw Locknut	—	—	—	25-7151(3)
Do. Shakeproof Washer	—	—	—	29-3319(3)

NOTE.—Figures in brackets denote number per set, e.g. (2), 2 per set.
When no figures in brackets are shown one part constitutes a set.

Quote Engine and Frame Numbers, with prefix letters, when ordering spares.

EQUIPMENT

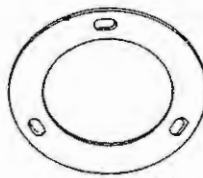
AIR CLEANERS FOR 1946 MOTOR CYCLES

Model.	Cleaner.	Adaptor.	Elbow.	Screw.	Washer.
C10	29-9290	29-9291	—	—	—
C11	29-9290	29-9291	—	—	—
B31	65-9196	66-2662	65-9198	M253	29-541
B32	65-9196	66-2662	65-9198	M253	29-541
M20	65-9195	65-1210	—	—	—
M21	65-9195	65-1210	—	—	—

CHAINCASE, CHAINGUARD AND FITTINGS



29-8085



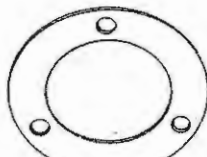
29-8060



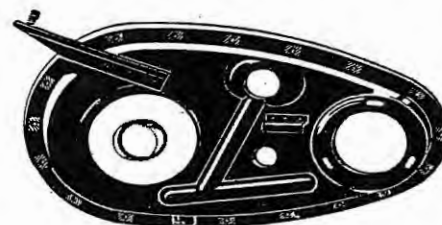
65-7584



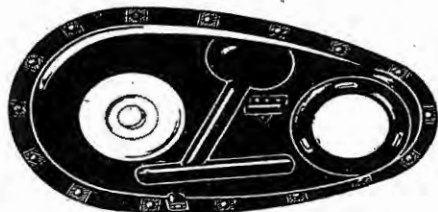
66-7502



66-7575



65-7578
66-7601




29-8087




15-8814




15-8833



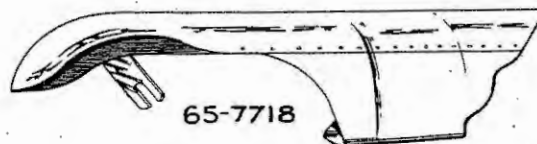
66-7806



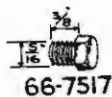
29-8325
29-8322



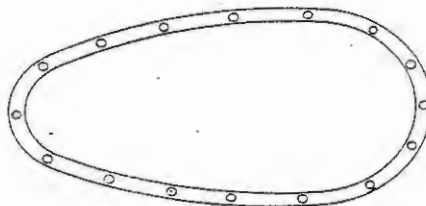
65-7715



65-7718



66-7517



66-7514



15-645



27-207



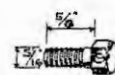
66-7518
E.B.242



27-209



66-7523



65-7550

TANK AND FITTINGS


DESCRIPTION.	Girder Fork C10—C11.	Telescopic Fork C10—C11.	B31—B32.	M20—M21.
Petrol Tank	29-7903	29-7920	65-8155	66-8246
Petrol Pipe, complete with unions. and nuts	—	—	65-8150	66-8195
Do. (C10 only)	29-7932	29-7932	—	—
Do. (C11 only)	29-7886	29-7886	—	—
Tank Filler Cap (quick release type)	29-7898	29-7898	29-7898	—
Do. (hinged pattern) ..	—	—	—	66-8215
Do. Split Pin	—	—	—	35-707
Knee Grip Rubber (right-hand) ..	65-8314	65-8314	65-8314	65-8314
Do. (left-hand)	65-8315	65-8315	65-8315	65-8315
Knee Grip Plate	65-8318(2)	—	65-8318(2)	65-8318(2)
Do. (right-hand)	—	29-7869	—	—
Do. (left-hand)	—	29-7868	—	—
Do. Screw	EA76(4)	EA76(4)	EA76(4)	EA76(4)
Tank Rear Support Bolt	66-8089(2)	65-8034(2)	65-8034(2)	66-8089(2)
Do. Bolt Washer	30-660(2)	30-660(2)	30-660(2)	30-659(2)
Do. Rubber (top)	36-4140(2)	65-8032(2)	65-8032(2)	66-8091(2)
Do. Rubber (bottom)	65-8033(2)	65-8033(2)	66-8091(2)	36-4140(2)
Tank Front Support Bolt	M413(2)	65-8326	65-8326	28-2338(2)
Do. Sleeve	27-8447(2)	—	—	27-8447(2)
Tank Front Support Rubber	27-8448(2)	—	—	27-8448(2)
Do. Rubber Buffer Cup	27-8449(2)	—	—	27-8449(2)
Tank Front Support Bolt Nut	—	EA82	EB106	—
Do. Washer (Shakeproof)	—	66-4707	66-4707	36-382(2)
Petrol Tank Coil Stud Spring Washer	24-978(2)	24-978(2)	—	—
Do. Nut	1-6032(2)	1-6032(2)	—	—
Petrol Tank Badge (right-hand and left-hand)	29-7910(2)	29-7910(2)	29-7910(2)	29-7910(2)
Do. Screw	65-8317(4)	65-8317(4)	65-8317(4)	65-8317(4)
Petrol Tap	27-8552	27-8552	27-8553	27-8552(2)
Do. Washer (fibre)	EB242(2)	EB242(2)	EB242	EB242(2)
Petrol Filter	27-8436	27-8436	27-8443	27-8436(2)
Do. Washer (fibre)	24-8504	24-8504	24-8504	24-8504(2)

NOTE.—Figures in brackets denote number per set, e.g. (2), 2 per set
When no figures in brackets are shown one part constitutes a set.

GEAR RATIOS FOR 1946 MOTOR CYCLES

Model.	Standard Sprocket.		Suitable Sprockets.		Gear Ratios.			
	Solo.	Sidecar.	Comp. No.	No. of Teeth.	4th.	3rd.	2nd.	1st.
C10	16	—	15-1568	16	—	6.6	9.8	14.5
C11	16	—	15-1568	16	—	6.6	9.8	14.5
			15-1567	17	—	6.2	9.2	13.6
B31	17	—	15-1568	16	6.0	7.8	11.8	16.9
			15-1567	17	5.6	7.3	11.1	15.9
B32	16	—	65-2430	15	7.6	9.8	15.2	21.6
			15-1568	16	7.1	9.2	14.2	20.2
			15-1567	17	6.7	8.7	13.4	19.0
M20	19	17	15-1568	16	6.3	8.3	12.9	18.8
			15-1567	17	5.9	7.8	12.2	17.6
			15-1566	18	5.6	7.4	11.5	16.7
M21	21	17	15-1565	19	5.3	7.0	10.9	15.8
			15-1564	20	5.0	6.6	10.3	15.0
			15-1560	21	4.8	6.3	9.9	14.3

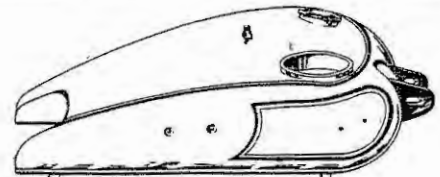
TANK AND FITTINGS



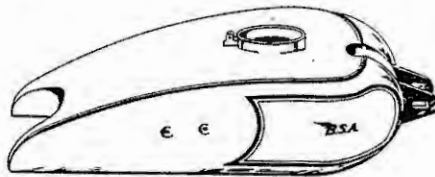
29-7903



29-7910



29-7920 — 65-8155



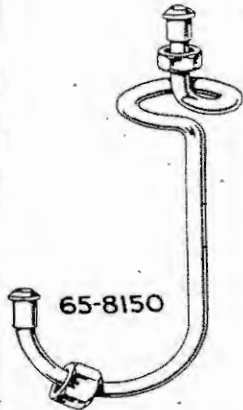
66-8246



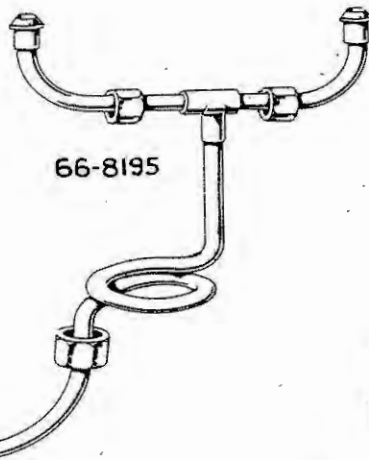
29-7898



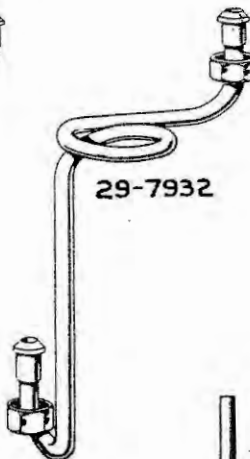
66-8215



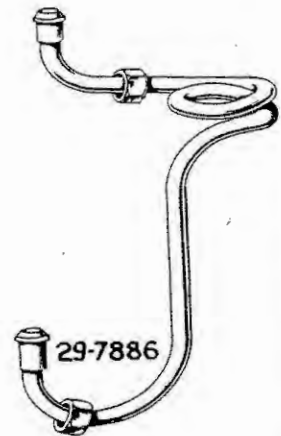
65-8150




66-8195



29-7932



29-7886



65-8314 R.H. 65-8315 L.H.




65-8318
29-7869 R.H.
29-7868 L.H.



27-8553



27-8552



M.413



27-8448



66-8089 1 1/4
65-8034 1 1/2



27-8447




27-8449



30-660



30-659



65-8326



65-8032



24-8504



E.B.242



27-8436



36-4140
65-8033
66-8091



65-8317

Tank and Fittings—continued

DESCRIPTION.	Girder Fork C10—C11.	Telescopic Fork C10—C11.	B31—B32.	M20—M21.
OIL TANK AND FITTINGS.				
Oil Tank, with fixed fittings ..	29-7946	29-7946	*65-8471	65-8442
Oil Tank Filler Cap	29-7958	29-7958	*29-7958	66-8351
Do. Split Pin	—	—	—	35-707
Do. Washer (cork)	29-7961	29-7961	*29-7961	—
Oil Tank Drain Plug	—	—	—	EA95
Do. Plug Washer	—	—	—	EA132
Filter Top Cap, with spring ..	—	—	—	66-8358
Oil Tank Filter, complete .. .	29-7962	29-7962	29-7962	—
Filter Element, with bottom cap ..	—	—	—	66-8359
Oil Tank Bolt	—	—	—	15-480(3)
Do. Spring Washer	—	—	—	24-8784(3)
Oil Tank Bolt Distance Collar ..	—	—	—	66-8347(3)
Oil Feed and Return Pipe Assembly	—	—	—	66-8406(2)
Oil Feed Pipe complete (tank and engine)	—	—	66-8469	—
Oil Feed Pipe, with union .. .	29-7974	29-7974	65-8461	—
Do. Union Washer (fibre) .. .	29-7971(2)	29-7971(2)	29-7971(2)	—
Oil Feed and Scavenge Pipe, with nipple	—	—	65-8465(2)	66-8402
Oil Pipe Connection (rubber) ..	—	—	65-2060(2)	65-2060(2)
Oil Pipe Nipple	—	—	—	65-8419
Oil Pipe Nipple Nut	66-8332(2)	66-8332(2)	66-8332(2)	66-8332(4)
Oil Pipe Connection Clip	—	—	—	65-2067(2)
Clip Inner Strip	—	—	—	65-2068(2)
Connection Clip Screw	—	—	—	C2-154(2)
Do. Nut	—	—	—	C2-158(2)
Oil Return Pipe, with nipple ..	29-7976	29-7976	—	—
Oil Return Pipe Nut	66-8332	66-8332	—	—
Oil Return Pipe Connection .. .	—	—	65-8420	—
Do. Nut	—	—	65-8424	—
Do. Nut Washer (fibre) .. .	—	—	65-8421	—
Crankcase Oil Pipe, with nipple ..	29-7943(2)	29-7943(2)	—	—
Crankcase Oil Pipe Connection ..	65-2060(2)	65-2060(2)	—	—
Oil Pipe Ferrule	65-8422(4)	65-8422(4)	65-8422(6)	65-8422(2)
Oil Tank Breather Extension Pipe..	29-7949	29-7949	66-8330	66-8330
Do. Pipe Clip	66-8340	66-8340	66-8340	66-8340
Do. Bolt	K132A	K132A	—	K132A
Do. Nut	M263	M263	—	M263
Oil Tank Breather Pipe Connection	65-2060	65-2060	65-2060	65-2060
Do. Ferrule	65-8422(2)	65-8422(2)	—	—
Breather Pipe Connection Clip ..	—	—	—	65-2067(2)
Pipe Connection Clip Inner Strip ..	—	—	—	65-2068(2)
Clip Screw	—	—	—	C2-154(2)
Do. Nut	—	—	—	C2-158(2)

NOTE.—Figures in brackets denote number per set, e.g. (2), 2 per set.
When no figures in brackets are shown one part constitutes a set.

Quote Engine and Frame Numbers, with prefix letters, when ordering spares.

*Fitted up to Frame Number XB31-3456 (Models B31, B32)

Oil Tank with fixed fittings ..	65-8479	} Fitted on and after Frame Number XB31-3457 (Models B31, B32)
Oil Tank Filler Cap	65-3364	
Oil Tank Filler Cap Washer ..	65-3365	

TANK AND FITTINGS



29-7946




65-8471



65-8442



29-7958



15-480



29-7961



66-8358



66-8351



65-8420



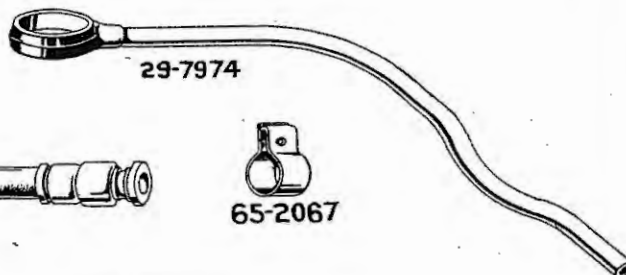
29-7962



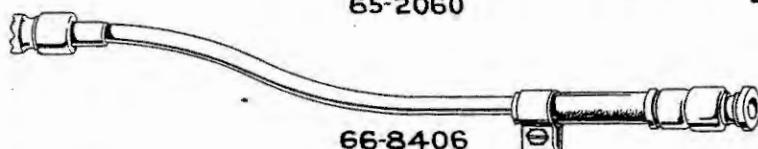
66-8359



65-2060



29-7974




66-8406



65-2067



66-8330



65-8465 - 66-8402




29-7976



65-8461



29-7949



66-8469



66-8332



65-8422



29-7971



65-8419



E.A.132



E.A.95



66-8340



65-8421



65-8424



65-2068



66-8347



29-7943

HANDLEBAR CONTROLS

DESCRIPTION.	Girder Fork C10—C11.	Telescopic Fork C10—C11.	B31—B32.	M20—M21
FRONT BRAKE CONTROL. When Controls of Lever type (not B.S.A. Clamp-on Pattern) are fitted.				
Front Brake Control complete, less cable and cover	29-8810	29-8810	—	66-8584
Front Brake Control Body	29-8811	29-8811	—	66-8586
Centre Body Screw	K231A	K231A	—	—
Control Lever	29-8812	29-8812	—	66-8585
Control Lever Screw	29-8813	29-8813	—	66-8587
Control Lever Locking Washer	29-8818	29-8818	—	66-8589
Control Lever Nut	29-8814	29-8814	—	66-8588
Control Lever Clamp	—	—	—	66-8516
Do. Screw	—	—	—	66-8517(2)
Front Brake Cable and Cover complete	29-8658	29-8815	—	66-8744
Front Brake Cable	29-8662	29-8816	—	66-8745
Do. Cable Cover	29-8663	29-8817	—	66-8746
Cable Cover Cap	27-9353(2)	27-9353(2)	—	27-9353(2)
Front Brake Cable Nipple (control end)	66-8747	66-8747	—	66-8747
Cable Nipple (bottom)	27-9330	27-9330	—	27-9330
Cable Toggle End	29-5871	29-5871	—	29-5871
Do. Screw	EB72	EB72	—	EB72
Do. Nut	EB102	EB102	—	EB102
Do. Spring Washer	K197	K197	—	K197
Cable Adjusting Screw complete	24-7848	24-7848	—	24-7848
Do. Locknut	24-7849	24-7849	—	24-7849
CLUTCH CONTROL. When Controls of Lever type (not B.S.A. Clamp-on Pattern) are fitted.				
Clutch Control complete, less cable and cover	29-8820	29-8820	—	66-8584
Clutch Control Body	29-8821	29-8821	—	66-8586
Do. Screw	K231A	K231A	—	—
Control Lever	29-8832	29-8832	—	66-8585
Control Lever Screw	29-8813	29-8813	—	66-8587
Lever Locking Washer	29-8818	29-8818	—	66-8589
Do. Nut	29-8814	29-8814	—	66-8588
Control Lever Clamp	—	—	—	66-8516
Do. Screw	—	—	—	66-8517(2)
Clutch Cable and Cover complete	29-8822	29-8827	—	66-8580
Cable only	29-8823	29-8828	—	66-8581
Cover only	29-8824	29-8829	—	66-8576
Cover Cap	27-9353(2)	27-9353(2)	—	27-9353(2)
Clutch Cable Nipple (control end)	66-8747	66-8747	—	66-8747
Clutch Cable Nipple (bottom)	27-9329	27-9329	—	27-9329
Clutch Control Quick Adjusting Screw complete	25-9360	25-9360	—	25-9360
Do. Locknut	25-9365	25-9365	—	25-9365
IGNITION CONTROL. When Controls of Lever type (not B.S.A. Clamp-on Pattern) are fitted.				
Ignition Control complete, less cable and cover	—	—	66-8810	24-7565
Ignition Control Lever	—	—	66-8811	24-7567
Lever Body	—	—	24-7568	24-7568
Centre Body Cap Screw	—	—	27-9567	27-9567
Control Body Cap	—	—	27-9573	27-9573
Control Spring Washer	—	—	27-9600	27-9600
Control Lever Clamp	—	—	66-8516	66-8516
Do. Screw	—	—	66-8517(2)	66-8517(2)
Ignition Control Cable and Cover complete	—	—	65-8714	66-8806

NOTE.—Figures in brackets denote number per set, e.g. (2), 2 per set.
When no figures in brackets are shown one part constitutes a set.

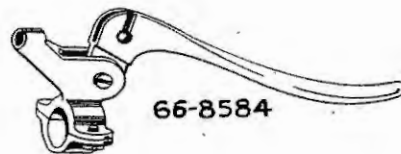
HANDLEBAR CONTROLS




29-8810
29-8820



29-8811-29-8821



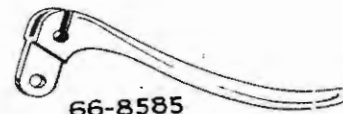
66-8584



29-8812 R.H.
29-8832 L.H.



66-8586




66-8585



66-8810



66-8811



27-9573



66-8516



27-9600



27-9567



24-7568



24-7565



29-5871



29-8813
66-8587



66-8517



66-8747



K.231A.



24-7567



24-7848



25-9360



24-7849 $\frac{3}{8}$ "
25-9365 $\frac{1}{2}$ "



E.B.72



29-8818
66-8589



29-8814
66-8588



29-8662	—	36 $\frac{1}{4}$ "
29-8816	—	37 $\frac{7}{8}$ "
66-8745	—	37 $\frac{7}{8}$ "
29-8823	—	48 $\frac{1}{8}$ "
29-8828	—	45 $\frac{3}{8}$ "
66-8581	—	57 $\frac{3}{8}$ "



27-9353



27-9329



27-9330



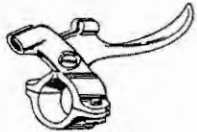
29-8663	—	30 $\frac{1}{4}$ "
66-8746	—	33 $\frac{3}{8}$ "
29-8824	—	43 $\frac{1}{2}$ "
29-8817	—	33"
29-8829	—	41"
66-8576	—	52 $\frac{3}{8}$ "

Handlebar Controls—continued

DESCRIPTION.	Girder Fork C10—C11.	Telescopic Fork C10—C11.	B31—B32.	M20—M21.
Cable only	—	—	65-8715	66-8807
Ignition Cable Cover	—	—	65-8716	66-8808
Do. Cap	—	—	27-9579(2)	27-9579(2)
Ignition Cable Nipple (control end).	—	—	27-9443	27-9443
EXHAUST LIFTER. When Controls of Lever type (not B.S.A. Clamp-on Pattern) are fitted.				
Exhaust Control complete, less cable and cover	—	—	—	66-8513
Exhaust Control Body	—	—	—	66-8515
Exhaust Lever only	—	—	—	66-8514
Exhaust Lever Clamp	—	—	—	66-8516
Do. Screw	—	—	—	66-8517(2)
Exhaust Control Lever Screw	—	—	—	66-8517
Do. Nut	—	—	—	66-8519
Exhaust Lifter Cable and Cover complete	—	—	—	66-8511
Exhaust Cable only	—	—	—	66-8502
Exhaust Cable Cover	—	—	—	29-8780
Cable Cap	—	—	—	27-9579(2)
Exhaust Lifter Cable Nipple	—	—	—	27-7768
Do. Toggle	—	—	—	66-8507
Exhaust Lifter Toggle Screw	—	—	—	C2-154
Do. Nut	—	—	—	C2-158
Exhaust Lifter Cable Adjuster	—	—	—	A202
Do. Locknut	—	—	—	A223
Do. Return Spring	—	—	—	15-1312
AIR CONTROL...When Controls of Lever type (not B.S.A. Clamp-on Pattern) are fitted.				
Air Control complete, less cable and cover	—	—	—	66-8896
Air Control Body	—	—	—	66-8904
Air Control Lever only	—	—	—	66-8897
Air Lever Control Body Cap	—	—	—	27-9573
Air Lever Spring Washer	—	—	—	27-9600
Air Control Bolt	—	—	—	27-9567
Air Control Clamp	—	—	—	66-8516
Do. Screws	—	—	—	66-8517(2)
THROTTLE TWIST GRIP. When Controls of Lever type (not B.S.A. Clamp-on Pattern) are fitted.				
Throttle Twist Grip, less cable and cover	27-9480	27-9480	—	—
Twist Grip Handlebar Clip	27-9426	27-9426	—	—
Clip Screw	27-9450	27-9450	—	—
Twist Grip End Plug	27-9428	27-9428	—	—
Twist Grip End Screw	27-9429	27-9429	—	—
Twist Grip Locknut	27-9452	27-9452	—	—
Twist Grip Cantilever, with guide strip	27-9457	27-9457	—	—
Cantilever Pin	27-9433	27-9433	—	—
Helix Tube and Strip	27-9473	27-9473	—	—

NOTE.—Figures in brackets denote number per set, e.g. (2), 2 per set.
When no figures in brackets are shown one part constitutes a set.

HANDLEBAR CONTROLS



66-8513



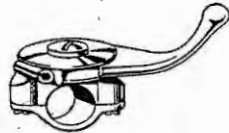
66-8514



66-8515



66-8516



66-8896



66-8897



27-9573



66-8904

66-8517



27-9600



66-8519



27-9567



27-9480



27-9473



27-9428



27-9426



27-9457



27-9433



27-9450



27-9429



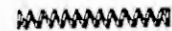
27-9452



27-9443



27-9579



15-1312



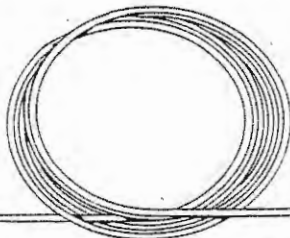
27-7768



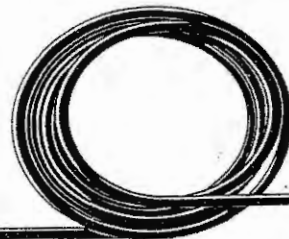
A.202



66-8507



66-8502	—	40 1/2"
66-8807	—	45 1/2"
65-8715	—	42 3/8"



66-8808	—	42 1/2"
65-8716	—	39 1/8"
29-8780	—	37 3/8"

Handlebar Controls—continued

DESCRIPTION.	Girder Fork C10—C11.	Telescopic Fork C10—C11.	B31—B32.	M20—M21.
Twist Grip Long Slide	27-9439	27-9439	—	—
Do. Short Slide	27-9454	27-9454	—	—
Do. Rubber Grip	27-9444	27-9444	—	—
Do. Washer	27-9470	27-9470	—	—
Rubber Grip for left-hand bar ..	27-9482	27-9482	—	—
THROTTLE TWIST GRIP CONTROL (Quick Action Type).				
Throttle Twist Grip Control, less cable and cover	—	—	65-8501	65-8501
Twist Grip Rubber Grip	—	—	65-8503	65-8503
Inner Sleeve and Rotor	—	—	65-8504	65-8504
Twist Grip Body (top half) ..	—	—	65-8505	65-8505
Do. (bottom half)	—	—	65-8506	65-8506
Friction Spring	—	—	24-9569	24-9569
Friction Screw	—	—	24-9570	24-9570
Do. Locknut	—	—	24-9571	24-9571
Cable Stop	—	—	24-9572	24-9572
Body Screw	—	—	24-9573(2)	24-9573(2)
Rubber Grip for left-hand bar ..	—	—	65-8502	65-8502
CARBURETTER CABLES AND COVERS.				
Air Control Cable and Cover (complete)	—	—	65-8836	66-8899
Do. Cable	—	—	65-8837	27-9515
Do. Cable Cover	—	—	—	15-9583
Cable Cover (long)	—	—	65-8838	—
Cable Cover (short)	—	—	65-8839	—
Cable Cover Cap	—	—	27-9579(4)	27-9579(2)
Air Cable Nipple (control end) ..	—	—	27-9443	27-9443
Do. (carburetter end)	—	—	27-9506	27-9506
Throttle Cable and Cover (complete)	29-8707	29-8707	65-8832	66-8882
Throttle Cable	65-8847	65-8847	65-8833	66-8880
Cable Cover	27-7812	27-7812	—	24-9511
Throttle Cable Cover (long) ..	—	—	65-8834	—
Do. (short)	—	—	65-8835	—
Throttle Cable Cover Cap	27-9579(2)	27-9579(2)	27-9579(4)	27-9579(2)
Cable Nipple (control end)	27-9443	27-9443	27-9443	27-9443
Do. (carburetter end)	27-9506	27-9506	27-9506	27-9506
Air and Throttle Midway Adjuster	—	—	15-9577(2)	—
Do. Body	—	—	15-9578(2)	—
Do. Body Screw	—	—	15-9579(2)	—
Do. Nut	—	—	15-9580(2)	—
FRONT BRAKE AND AIR CONTROLS (B.S.A. Clamp-on Pattern Controls).				
Brake and Air Controls complete, less cables and covers	—	—	24-7570	—
Brake and Air Control Clamp ..	—	—	27-7818	—
Brake Control Lever	—	—	27-7820	—
Brake Control Body	—	—	27-7819	—
Brake Control Ratchet Thumb Knob and Spring	—	—	27-7833	—
Brake Lever Fulcrum Pin	—	—	26-9440(2)	—
Do. Nut	—	—	A223(2)	—

NOTE.—Figures in brackets denote number per set, e.g. (2), 2 per set.
When no figures in brackets are shown one part constitutes a set.

HANDLEBAR CONTROLS



65-8501



65-8505



65-8506



65-8502-65-8503



65-8504



27-9439



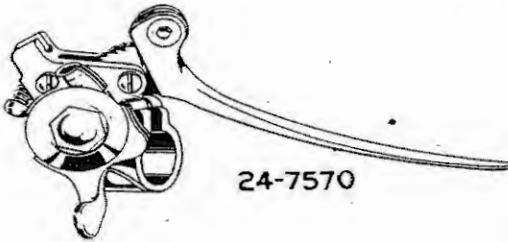
27-9454



24-9569




27-9470



24-7570



27-7818



27-7820



27-9482



27-7819



24-9570



24-9571



27-9444



24-9572



24-9573



27-7833



15-9577



15-9578



15-9579



15-9580



27-9579



A.223



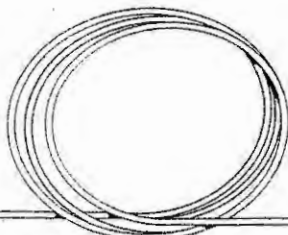
26-9440



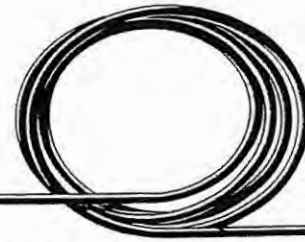
27-9506



27-9443



65-8837	33"
27-9515	38"
65-8847	38"
65-8833	36 1/2"
66-8880	29 3/4"



24-9511	36"
27-7812	35"
15-9583	33"
65-8838	25"
65-8839	3"
65-8834	32 1/4"
65-8835	3"

Handlebar Controls—continued

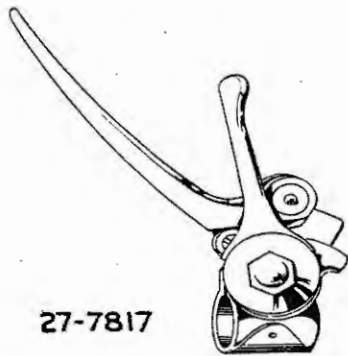
DESCRIPTION.	Girder Fork C10—C11.	Telescopic Fork C10—C11.	B31—B32.	M20—M21.
Air Control Body	—	—	27-7824	—
Do. Lever	—	—	24-7564	—
Do. Lever Spring Washer ..	—	—	27-7823	—
Control Lever Cap	—	—	27-7825	—
Control Clamp Bolt	—	—	27-7830	—
Control Lever Bolt	—	—	27-7831	—
Do. Nut	—	—	EA80	—
Do. Washer	—	—	M550A	—
Front Brake Control Cable complete	—	—	65-8665	—
Front Brake Control Cable ..	—	—	65-8666	—
Front Brake Cable Cover ..	—	—	65-8667	—
Cable Cover Cap	—	—	27-9353(2)	—
Front Brake Cable Nipple ..	—	—	27-9330	—
Brake Control Cable Gripping Pin ..	—	—	26-9431	—
Cable Gripping Pin Washer ..	—	—	26-9461	—
Do. Nut	—	—	25-7151	—
Control Lever Roller	—	—	26-9481	—
Cable Adjusting Screw	—	—	24-7848	—
Do. Locknut	—	—	24-7849	—
Front Brake Cable Toggle End ..	—	—	29-5871	—
Do. Screw	—	—	EB72	—
Do. Nut	—	—	EB102	—
Do. Washer	—	—	K197	—
EXHAUST AND CLUTCH (B.S.A. Clamp-on Pattern Controls).				
Exhaust and Clutch Controls complete, less cables and covers ..	—	—	27-7817	—
Exhaust and Clutch Control Clamp	—	—	27-7818	—
Clutch Control Lever	—	—	27-7826	—
Do. Body	—	—	27-7827	—
Do. Lever Fulcrum Pin	—	—	26-9440	—
Clutch Lever Fulcrum Pin Nut ..	—	—	A223	—
Exhaust Control Body	—	—	27-7829	—
Do. Lever	—	—	27-7828	—
Do. Lever Cap	—	—	27-7825	—
Do. Clamp Bolt	—	—	27-7830	—
Do. Clamp Bolt Washer	—	—	F21	—
Control Lever Bolt	—	—	27-7831	—
Exhaust Control Lever Bolt Nut ..	—	—	EA80	—
Exhaust Lifter Cable and Cover complete	—	—	65-8790	—
Exhaust Lifter Cable	—	—	65-8791	—
Do. Cover	—	—	65-8792	—
Exhaust Cable Cover Cap	—	—	27-9579(2)	—
Exhaust Cable Nipple (control end)	—	—	27-9443	—
Exhaust Lifter Cable Toggle ..	—	—	66-8507	—
Exhaust Cable Toggle Screw ..	—	—	C2-154	—
Do. Nut	—	—	C2-158	—
Exhaust Lifter Control Adjuster ..	—	—	A202	—
Exhaust Lifter Adjuster Locknut	—	—	A223	—
Exhaust Lifter Cable Return Spring	—	—	15-686	—
Clutch Control Cable complete ..	—	—	65-8660	—
Clutch Control Cable	—	—	65-8661	—
Do. Cover	—	—	65-8662	—
Do. Cover Cap	—	—	27-9353(2)	—
Clutch Control Nipple	—	—	27-9329	—
Clutch Control Cable Adjusting Screw	—	—	25-9360	—
Do. Locknut	—	—	25-9365	—
Clutch Cable Gripping Pin	—	—	26-9431	—
Gripping Pin Washer	—	—	26-9461	—
Do. Nut	—	—	25-7151	—
Clutch Control Lever Roller	—	—	26-9481	—

NOTE.—Figures in brackets denote number per set, e.g. (2), 2 per set.


When no figures in brackets are shown one part constitutes a set.

Quote Engine and Frame Numbers, with prefix letters, when ordering spares.

HANDLEBAR CONTROLS



27-7817



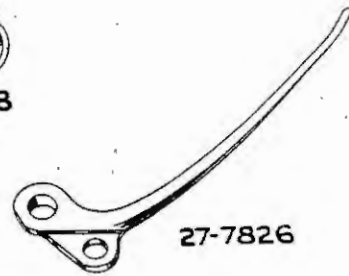
27-7827




27-7818



27-7830



27-7826



27-7828



24-7564



27-7824



27-7825




27-7829



27-7831



26-9481



26-9431



25-7151



26-9461



24-7848



24-7849



25-9360



25-9365




27-7823



A.223



26-9440



15-686



27-9330



66-8507



A.202



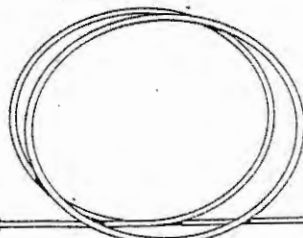
27-9329



27-9579
27-9353



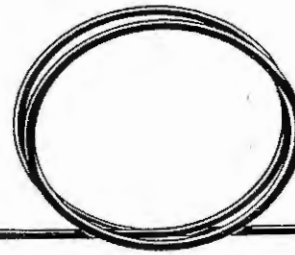
27-9443



65-8661	—	53"
65-8666	—	37 1/4"
65-8791	—	27 1/4"



29-5871



65-8792	—	24"
65-8667	—	32 1/2"
65-8662	—	49 1/8"

TOOLS AND SUNDRIES

DESCRIPTION.	Girder Fork C10—C11.	Telescopic Fork C10—C11.	B31—B32.	M20—M21.
TOOLBOX.				
Toolbox complete	29-9125	29-9125	65-9080	65-9038
Do. (B32 only)	—	—	65-9086	—
Toolbox Lid Fixing Screw ..	29-9132	29-9132	29-9132	65-9028
Screw Fastener Nut	A223	A223	A223	A223
Toolbox and Mudguard Fixing Bolt	M284(2)	M284(2)	M284(2)	15-7161
Do. Nut	M263(2)	M263(2)	M263(2)	EB113
Do. Washer	K234A(2)	K234A(2)	K234A(2)	K197
Do. Spring Washer	29-541(2)	29-541(2)	29-541(2)	—
Toolbox Strap	—	—	—	65-9021
Do. Bolt	—	—	15-7161(2)	15-7161(2)
Do. Washer	—	—	29-541(2)	29-541(2)
Do. Nut	—	—	M263(2)	EB113(2)
Toolbox Fixing Clip (B32 only) ..	—	—	65-9089	—
Do.	—	—	—	27-9001
Fixing Clip Bolt (B32 only) ..	—	—	K132A(2)	—
Do.	—	—	—	24-225
Clip Bolt Washer	—	—	—	K234A(2)
Do. Distance Washer	—	—	—	A176
Do. Shakeproof Washer	—	—	—	29-541(2)
Toolbox Bolt Nut	—	—	—	M263
TOOLS.				
Tool Roll complete with Tools (C10 only)	29-9151	29-9151	—	—
Do. (C11 only)	29-9152	29-9152	—	—
Tool Roll complete with Tools ..	—	—	65-9138	66-9119
Tool Roll only	29-9215	29-9215	29-9215	29-9215
Box Spanner	15-832	15-832	15-832	15-832
Dynamo Spanner	35-7600	35-7600	29-9251	29-9251
Cylinder Base Nut Spanner ..	66-9036	66-9036	—	66-9036
Sparking Plug Spanner complete ..	66-9132	66-9132	66-9132	66-9132
Tappet Adjusting Spanner	65-9133	65-9133	65-9133	65-9133
Tappet Spanner	—	—	65-9132	65-9132
Tappet Adjusting Spanner	—	—	27-8925	—
Do. (C11 only)	27-8925	27-8925	—	—
Do. (C10 only)	65-9132	65-9132	—	—
Adjustable Spanner	—	—	EB262	EB262
Tommy Bar	29-9253	29-9253	29-9253	29-9253
Hub Bearing Attachment Spanner ..	29-9254	29-9254	29-9254	29-9254
B.S.A. Double-ended Spanner ..	EB259	EB259	EB259	EB259
Grease Gun	28-4265	28-4265	28-4265	28-4265
Tyre Lever	29-9252	29-9252	29-9252	29-9252
Carburettor Spanner	15-8945	15-8945	15-8945	15-8945
Cylinder Head Bolt Spanner ..	65-9115	65-9115	65-9115	—
Screwdriver Attachment	66-9038	66-9038	66-9038	66-9038
Front Hub Cone Spanner	29-9255	29-9255	29-9255	—
Tappet Feelers complete	65-9130	65-9130	65-9130	65-9130
Gudgeon Pin Retaining Ring	65-438(2)	65-438(2)	66-954(2)	66-954(2)
Valve Grinding Tool Holder complete (C11 only)	66-9044	66-9044	—	—
Do.	—	—	66-9044	—
Front Fork Top Nut Spanner	—	65-9110	65-9110	—
Gland Nut Spanner	—	—	66-9071	—
Wheel Alignment Gauge	—	—	—	66-9042
Hub Spindle Nut Spanner	—	—	—	66-9067
Hub Adjusting Sleeve Spanner	—	—	—	66-9052
Detachable Wheel Spanner	—	—	—	66-9068

NOTE.—Figures in brackets denote number per set, e.g. (2), 2 per set.
When no figures in brackets are shown one part constitutes a set.

TOOLS AND SUNDRIES




29-9125



65-9080
65-9086



65-9038



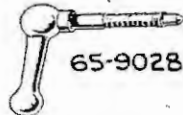
29-9132



24-225




15-7161



65-9028



65-9021



29-9254



28-4265




27-9001
65-9089



E.B.262



15-832




29-9215



65-9133



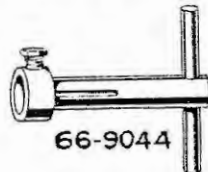
E.B.259




66-9132



15-8945



66-9044



65-9110



66-9052



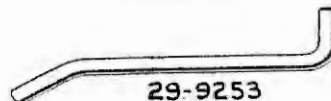
29-9252



29-9255




66-9071



29-9253



66-9067



65-9132



29-9251



66-9068



65-9115



35-7600



66-9036



66-9038



66-954
65-438



65-9130



66-9042



27-8925

Tools and Sundries—continued

DESCRIPTION.	Girder Fork C10—C11.	Telescopic Fork C10—C11.	B31—B32.	M20—M21.
TOOLS AND SUNDRIES.				
Inflator	27-8958	27-8958	27-8958	27-8958
Speedometer Bracket	15-9043	—	—	66-9114
Do. Bolt	EB700(2)	—	—	EB700(2)
Do. Bolt Washer	M550A(2)	—	—	—
Do. Bolt Washer	24-8784(2)	—	—	24-8784(2)
Speedometer Clamp Rod (complete).	—	29-9296	—	—
Speedometer Clamping Disc Locating Plate	—	65-9105	65-9105	—
Clamp Rod Nut	—	65-9101	—	—
Speedometer Cable (complete) ..	29-9320	29-9326	65-9102	66-9112
Cable Clip	29-9323(2)	29-9323	—	—
Front Brake Cable Securing Clip ..	—	65-9108	65-9108	—
Do. Screw	—	C2-154(2)	C2-154(2)	—
Do. Nut	—	C2-158(2)	C2-158(2)	—
Lamp Bracket (top)	27-9032(2)	—	—	66-9077(2)
Do. (bottom)	27-9032(2)	—	—	66-9076(2)
Headlamp Bracket Bolt (top) ..	B751(2)	—	—	15-8994(3)
Do. (bottom)	B751(2)	—	—	15-8993
Headlamp Bracket Bolt Nut (top) ..	M263(2)	—	—	24-6040(2)
Do. do. (bottom)	M263(2)	—	—	EA80(2)
Headlamp Bracket Bolt Washer (Shakeproof)	—	—	—	36-382(4)
Cable Clip (Shamrock pattern) ..	24-8944(2)	24-8944(2)	24-8944(2)	24-8944(2)
Cable Clip (rubber)	66-9049(7)	66-9049(5)	66-9049(3)	66-9049(8)
Rear Number Plate Tail Lamp Screw	C2-154(3)	C2-154(3)	C2-154(3)	—
Do Nut	C2-158(3)	C2-158(3)	C2-158(3)	—
Licence Holder	29-9221	29-9221	29-9221	29-9221
Pillion Seat	29-9340	29-9340	29-9340	29-9340
Do. Bolt	15-7161(4)	15-7161(4)	15-7161(4)	K132A(4)
Do. Nut	M263(4)	M263(4)	M263(4)	M263(4)
Do. Spring Washer	K197(4)	K197(4)	K197(4)	29-541(4)
Tail Lamp Wire Clip	65-9071(5)	65-9071(5)	65-9071(5)	65-9071(5)
Tail Lamp Bracket Bolt	—	—	—	K132A(2)
Do. Nut	—	—	—	EB113(2)
Tail Lamp Bracket Bolt Washer ..	—	—	—	29-541(2)
Transmission Chain (Reynolds 68 links)	—	—	24-8930	24-8930
Do. (69 links)	24-8931	24-8931	24-8931	24-8931
Do. (70 links)	24-8932	24-8932	—	24-8932
Do. (90 links)	—	—	65-9186	—
Do. (91 links)	—	—	15-8967	—
Do. (92 links)	—	—	15-811	—
Do. (94 links)	—	—	—	15-8969
Do. (95 links)	—	—	—	24-8713
Do. (104 links)	65-9188	65-9188	—	—
Front Chain Connecting Link (Rey- nolds Chain)	27-8746	27-8746	27-8746	27-8746
Do. Double Connecting Link (Reynolds Chain)	27-8810	27-8810	27-8810	27-8810
Do. Cranked Link (Reynolds Chain)	27-8805	27-8805	27-8805	27-8805
Rear Chain Connecting Link (Rey- nolds Chain)	27-8746	27-8746	15-816	15-816
Do. Double Connecting Link (Reynolds Chain)	27-8810	27-8810	15-8976	15-8976
Do. Cranked Link (Reynolds Chain)	27-8805	27-8805	15-8972	15-8972

NOTE.—Figures in brackets denote number per set, e.g. (2), 2 per set.

When no figures in brackets are shown one part constitutes a set.

Quote Engine and Frame Numbers, with prefix letters, when ordering spares.

TOOLS AND SUNDRIES



27-8958



15-9043



29-9320-23 5/8 - 66-9112-24 3/4



66-9114



65-9101



65-9102-39 - 29-9326-56




65-9105



29-9221




29-9340



27-9032



66-9049




66-9077



66-9076



65-9071



29-9296



24-8944



15-8994
15-8993



15-7161



15-8972
27-8805



65-9108



24-8930-68	LINKS - 1/2 PITCH X .305
24-8931-69	" - 1/2 " X .305
24-8932-70	" - 1/2 " X .305
65-9186-90	" - 5/8 " X .250
15-8967-91	" - 5/8 " X .250
15-811-92	" - 5/8 " X .250
15-8969-94	" - 5/8 " X .250
24-8713-95	" - 5/8 " X .250
65-9188-104	" - 1/2 " X .305



24-8944



29-9323



15-8976
27-8810



15-816
27-8746

LEGSHIELDS

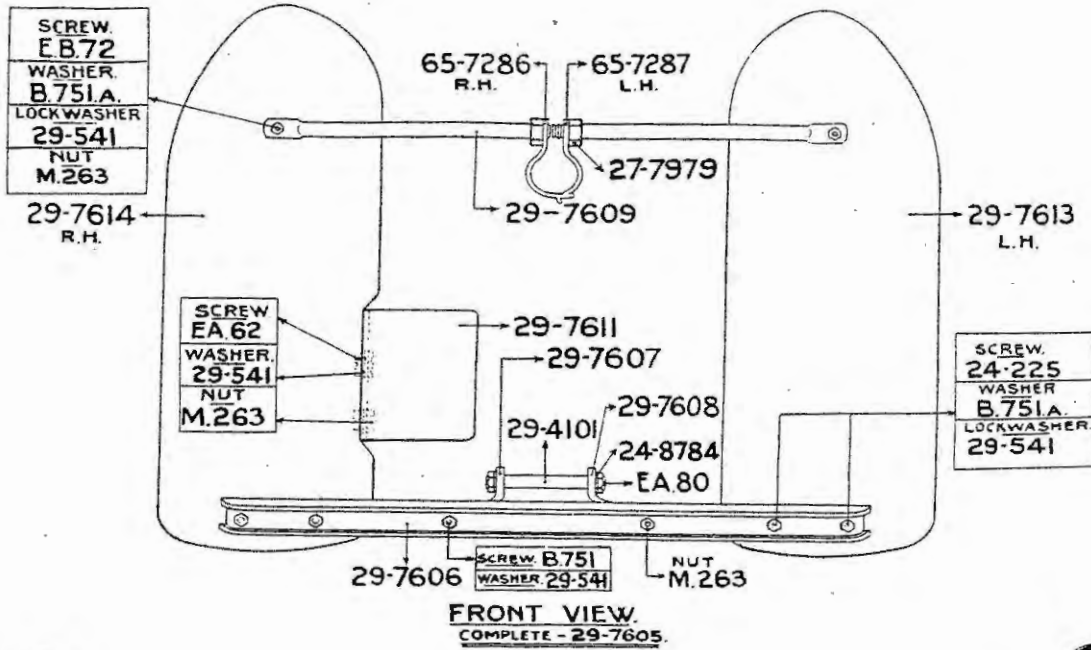
DESCRIPTION.	Girder Fork C10—C11.	Telescopic Fork C10—C11.
LEGSHIELDS. Models C10, C11 (G.P.O. C10).		
Legshield, complete assembly	29-7605	29-7605
Legshield (left-hand)	29-7613	29-7613
Legshield (right-hand)	29-7614	29-7614
Bottom Support Strip	29-7606	29-7606
Bottom Bracket (offside)	29-7607	29-7607
Bottom Bracket (nearside)	29-7608	29-7608
Legshield Bottom Fixing Screw	24-225(4)	24-225(4)
Legshield Bottom Fixing Screw Washer	B751A(4)	B751A(4)
Do. Lockwasher (Shakeproof)	29-541(4)	29-541(4)
Do. Nut	M263(4)	M263(4)
Bottom Bracket and Support Strip Screw	B751(2)	B751(2)
Do. Nut	M263(2)	M263(2)
Do. Lockwasher	29-541(2)	29-541(2)
Bottom Bracket and Crankcase Stud	29-4101	29-4101
Legshield Top Support Bar complete	29-7609	29-7609
Legshield and Top Support Bar Screw	EB72(2)	EB72(2)
Do. Washer	B751A(2)	B751A(2)
Do. Lockwasher (Shakeproof)	29-541(2)	29-541(2)
Do. Nut	M263(2)	M263(2)
Top Support Bar and Frame Tube Clip (right-hand)	65-7286	65-7286
Do. (left-hand)	65-7287	65-7287
Do. Clip Nut	27-7979(2)	27-7979(2)
Distributor Shield	29-7611	29-7611
Distributor Shield Fixing Screw	EA62(2)	EA62(2)
Do. Nut	M263(2)	M263(2)
Do. Lockwasher (Shakeproof) *	29-541(2)	29-541(2)

Special Components for C10 Motor Cycles as supplied to G.P.O.

DESCRIPTION.	Girder Fork C10.
ENGINE.	
Carburettor Flange Stud	29-215
Carburettor Flange Stud	65-73
Carburettor Flange Washer	65-1163
EXHAUST SYSTEM.	
Exhaust Pipe complete	29-2980/2
Silencer complete	29-2975/2
CLUTCH CONTROL.	
Clutch Control complete, less cable and cover	66-8584
FRONT HUB AND WHEEL FITTINGS.	
Front Wheel complete, less brake and tyre	65-5539
Front Wheel Rim (WM2-19)	24-6717
Front Wheel Spoke (right-hand)	27-7016(20)
Do. (left-hand)	24-7012(20)
REAR HUB AND WHEEL FITTINGS.	
Rear Wheel complete, less brake and tyre	29-6156
Rear Wheel Rim (WM2-19)	24-6717
Footrest Rod Brake Pedal Stop Plate.. .. .	29-7540

NOTE.—Figures in brackets denote number per set, e.g. (2), 2 per set.
When no figures in brackets are shown one part constitutes a set.

LEGSHIELDS



29-7614 R.H.



29-7606



29-7609




29-7607
29-7608



29-7613 L.H.



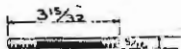
65-7287
L.H.



24-225



29-7611



29-4101



27-7979



65-7286
R.H.

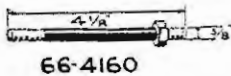

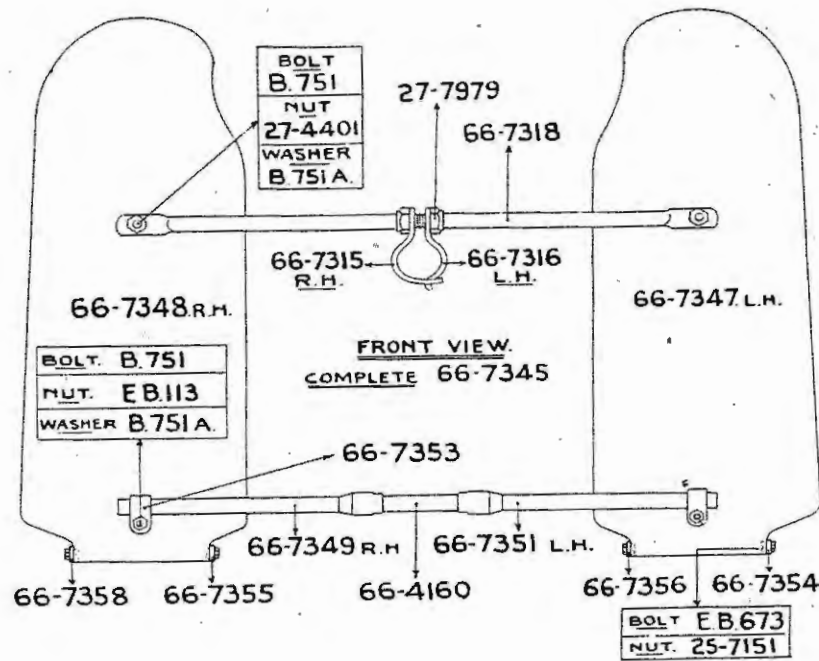
Special Components for C10 Motor Cycles as supplied to G.P.O. (continued)

DESCRIPTION.	Girder Fork C10.
REAR MUDGUARD AND FITTINGS.	
First Aid Box Support Plate	65-9035
Do. Screw	1-4606(2)
Do. Screw Nut	EB116(2)
First Aid Box Screw	C2-154(2)
Do. Screw Nut	C2-158(2)
HANDLEBAR.	
Handlebar	65-4940
FRONT BRAKE CONTROL.	
Front Brake Control, less cable and cover	66-8584
PETROL TANK.	
Petrol Tank	29-7904
Petrol Pipe, complete	29-7890
Petrol Pipe only	29-7891
Grub Screw for filling in Badge holes	29-7906(4)
TOOLS.	
Adjustable Spanner	EB262
SUNDRIES.	
Licence Holder	29-9220
Headlamp	055084



Special Components for M20 Motor Cycles and No. 20 Sidecar Chassis as supplied to Automobile Association

DESCRIPTION.	M20.
LEGSHIELDS.	
Legshield, complete assembly	66-7345
Legshield (left-hand)	66-7347
Do. (right-hand)	66-7348
Legshield Stay, complete	66-7318
Legshield Stay Tube Sleeve Nut	27-7979(2)
Legshield Stay Frame Clip (right-hand)	66-7315
Do. (left-hand)	66-7316
Legshield Stay Bolt	B751(2)
Stay Bolt Washer	B751A(2)
Legshield Stay Bolt Nut	27-4401(2)
Engine Plate Crankcase Bolt	66-4160
Legshield Bottom Support Tube, complete (right-hand)	66-7349
Do. (left-hand)	66-7351
Legshield Support Tube Clip	66-7353(2)
Do. Bolt	B751(2)
Do. Nut	EB113(2)
Do. Washer	B751A(2)
Legshield and Footrest Fixing Strap (left-hand)	66-7354
Do. (right-hand)	66-7358
Legshield Bottom Inside Strap (right-hand)	66-7355
Do. (left-hand)	66-7356
Legshield and Strap Bolt	EB673(10)
Do. Nut	25-7151(10)
Legshield and Footrest Bolt	15-7354(2)
Footrest Bracket (for use with Legshields)	66-7357(2)

LEGSHIELDS



66-7347 L.H.
66-7348 R.H.



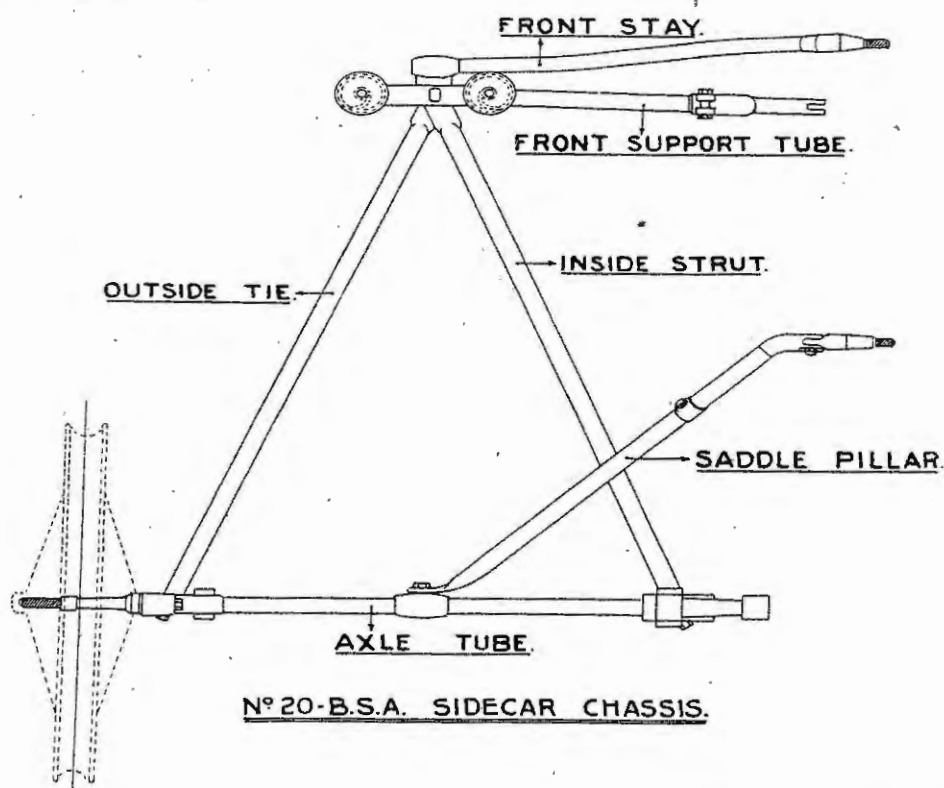
COMPONENT NUMBERS FOR OVERSIZE PISTONS AND PISTON RINGS

MODEL.	PISTON COMPLETE.			PISTON ONLY.			PISTON RING.			PISTON SCRAPER RING.	
	Standard.	$\frac{1}{2}$ mm. O.S.	1mm. O.S.	Standard.	$\frac{1}{2}$ mm. O.S.	1mm. O.S.	Standard.	$\frac{1}{2}$ mm. O.S.	1mm. O.S.	Standard.	$\frac{1}{2}$ mm. O.S.
Girder Fork C10 C11 ..	29-2561	29-2562	29-2563	65-405	65-383	65-385	29-2620(2)	29-2621	29-2622(2)	65-730	65-731
Telescopic Fork C10 C11 ..	29-2568	25-2569	29-2570	29-2274	29-2311	29-2312	29-2620(2)	29-2621	29-2622(2)	65-730	65-732
B31	65-758	65-759	65-760	65-793	65-704	65-705	65-744(2)	65-745	65-746(2)	65-735	65-737
B32	65-758	65-759	65-760	65-703	65-704	65-705	65-744(2)	65-745	65-746(2)	65-735	65-737
M20	66-1190	66-1191	66-1192	66-1024	66-1025	66-1026	66-1090(2)	66-1091	66-1092(2)	66-1100	66-1102
M21	66-1198	66-1199	66-1200	66-1039	66-1040	66-1041	66-1090(2)	66-1091	66-1092(2)	66-1100	66-1102

Buy Genuine B.S.A. Spares

Every owner of a B.S.A. Motor Cycle is strongly advised to buy only genuine B.S.A. Spare Parts when replacements become necessary.

No. M 20 Sidecar Chassis as supplied to Automobile Association



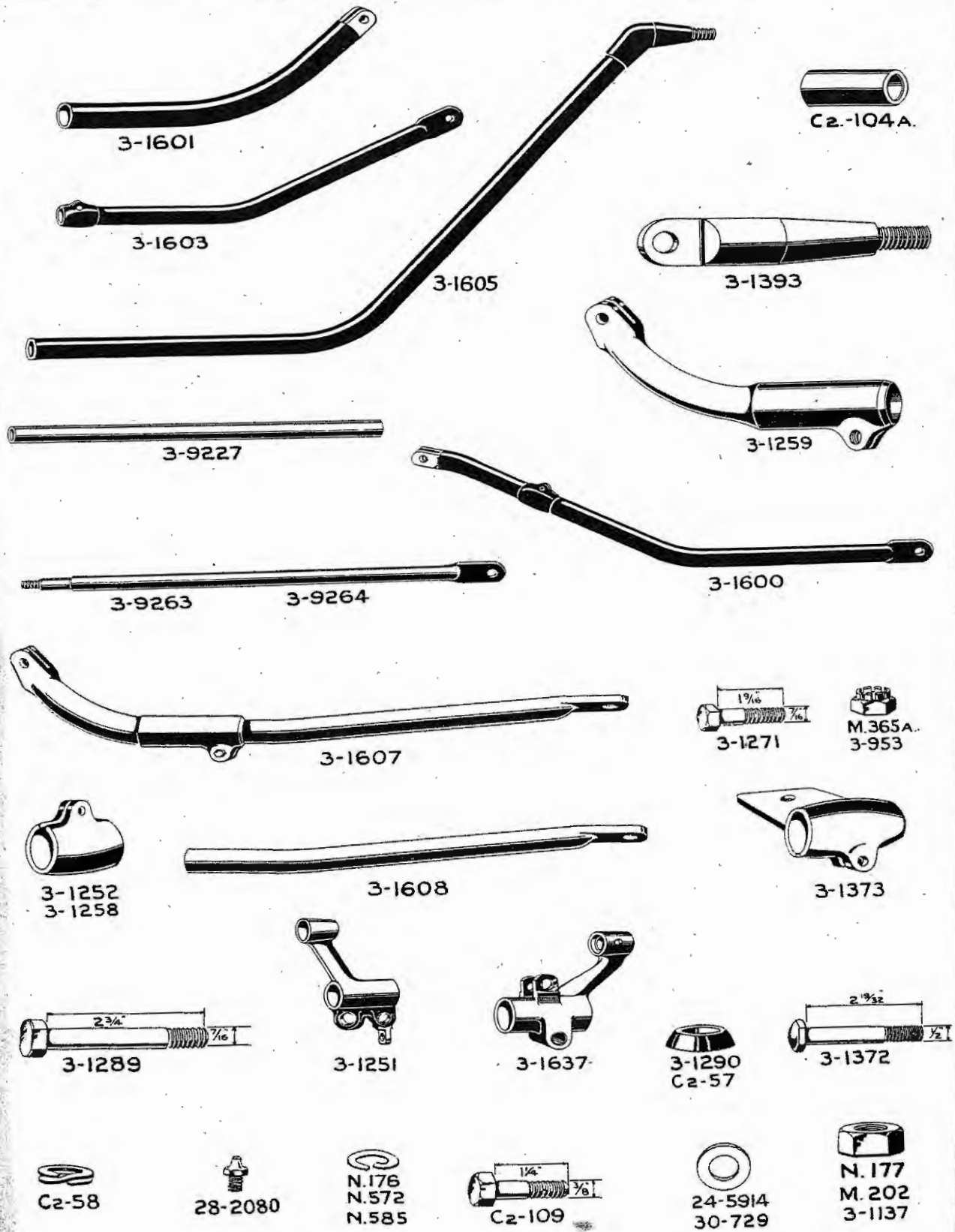
SIDECAR CHASSIS

For M 20 Motor Cycles supplied to the Automobile Association

DESCRIPTION.	M20.
FRONT STAY.	
Front Stay, complete	3-1605
Front Stay Cone Nut	N177
Do. Spring Washer	N176
Front Connecting Lug	3-1373
Do. Bolt	3-1372
Front Connecting Bolt Packing Washer	30-729
Front Connecting Lug Bolt Nut	3-953
Front Connecting Bolt Split Pin	35-713
Front Connecting Lug Clip Bolt	3-1271
Front Connecting Bolt Spring Washer	N572
FRONT SUPPORT TUBE.	
Front Support, complete with bolts and nuts	3-1607
Front Support Tube (adjustable type)	3-1608
Front Support Tube Bottom Connection	3-1259
Do. Bolt	3-1271
Do. Nut	M202
Front Support Connecting Bolt (motor cycle end)	C2-109
Do. Nut (motor cycle end)	EA82
SADDLE PILLAR.	
Saddle Pillar Tube complete (adjustable type)	3-1600
Saddle Pillar Top Connection (adjustable type)	3-1601
Saddle Pillar Bottom Connection (adjustable type)	3-1603
Saddle Pillar Bottom Tube Clip	3-1258
Saddle Pillar Bottom Tube Clip Bolt	3-1271
Saddle Pillar Bottom Tube Clip Bolt Nut	M202
Saddle Pillar Tube Bottom Lug	3-1252
Saddle Pillar Tube Bottom Lug Bolt	3-1289
Saddle Pillar Tube Bottom Lug Spherical Washer	3-1290(2)
Saddle Pillar Tube Bottom Lug Spring Washer	N572
Saddle Pillar Tube Bottom Lug Nut	M202
Saddle Pillar Connection	3-1393
Do. Nut	3-1137
Saddle Pillar Tube Lug Bolt	C2-109
Saddle Pillar Tube Lug Bolt Nut	EA82
Do. Spring Washer	N585
MAIN FRAME.	
Axle Tube, complete	3-9227
Main Rear Connection	3-1637
Main Rear Connection Spherical Washer	C2-57
Main Rear Connection Double Spring Washer	C2-58
Main Rear Connection Nut	M365A
Main Rear Connection Grease Nipple	28-2080
Wheel Bracket	3-1251
Wheel Bracket Shackle Pin Bush	C2-104A
Main Rear Connection Split Pin	35-714
INSIDE STRUT.	
Inside Strut, comprising Tube, Liner and Tube End Spindle	3-9263
Tube End Spindle Washer	24-5914(2)
Tube End Spindle Nut	3-953(2)
Tube End Spindle Split Pin	35-713(2)
OUTSIDE TIE TUBE.	
Outside Tie, comprising Tube Liner and Tube End Spindle	3-9264

NOTE.—Figures in brackets denote number per set, e.g. (2), 2 per set
When no figures in brackets are shown one part constitutes a set.

SIDECAR CHASSIS




Sidecar Chassis—continued

DESCRIPTION.	M20.
FRONT SPRINGS (TWIN).	
Front Spring (7 coil), complete with bolts	3-1378(2)
Front Spring Connecting Bolt Retaining Ring	3-1364(2)
Front Spring Cup	C2-238(4)
Front Spring Bolt Nut	EA82(2)
Front Spring Bearer Bar	3-1369
Front Spring Bearer Bar Spring Washer	N585(2)
Front Spring Bearer Bar Nut	EA82(2)
Front Spring Connecting Bolt Washer	30-650(2)
REAR SPRING.	
Rear Spring, with Silentbloc	3-1639
Rear Spring Silentbloc	3-1628(2)
Rear Spring Silentbloc Bolt	3-1455
Rear Spring Silentbloc Bolt Nut	15-1166
Rear Spring Silentbloc Bolt Split Pin	35-705
Rear Spring Shackle Link (plain)	3-1253
Rear Spring Shackle Link, complete with bolts	3-1453
Rear Spring Shackle Link Bolt Nut	15-1166(2)
Rear Spring Shackle Link Bolt Split Pin	35-705(2)
Rear Spring Shackle Link Grease Nipple	28-2080
Rear Spring Shackle Distance Piece	3-944
Rear Spring Clamp Plate	3-955
Rear Spring Stirrup Bolt	3-1169(2)
Rear Spring Stirrup Bolt Spring Washer	N585(4)
Rear Spring Stirrup Bolt Nut	EA82(4)
Rear Spring Gaiter and Laces	C2-105(2)
Rear Spring Bottom Clamp Plate	3-1642
Clamp Plate Bolt Washer	30-729(4)
SIDECAR STAND.	
Sidecar Stand	3-1255
Sidecar Stand Bolt	EB144
Sidecar Stand Bolt Nut	EB201
Sidecar Stand Bolt Spring Washer	EB150
WHEEL AND HUB.	
Sidecar Wheel, complete less tyre, spindle and bearing	3-9386
Wheel Rim (WM3-19)	3-9381
Wheel Spoke	27-7010(40)
Wheel Spoke Nipple	27-6810(40)
Hub Shell	3-1670
Hub Shell Grease Nipple, with loose locknut	15-5290
Hub Shell Bearing (inner)	65-5883
Do. (outer)	24-4217
Hub Grease Retaining Washer (felt)	3-1676(2)
Hub Spindle	3-1671
Hub Spindle Sleeve	3-1672
Hub Grease Retaining Washer Holder	3-1673
Hub Spindle Nut	3-1106(2)
Wheel Spindle Packing Washer	27-8039(3)
Wheel Spindle Castle Nut	3-1116
Wheel Spindle Split Pin	N590
Wheel Bearing Locknut	3-1677
Hub Distance Piece	3-1678
Grease Retaining Felt Holder Cover	3-1680
Grease Retaining Felt Holder Inner Ring	3-1681

NOTE.—Figures in brackets denote number per set, e.g. (2), 2 per set.
When no figures in brackets are shown one part constitutes a set.

SIDECAR CHASSIS



Sidecar Chassis—continued

DESCRIPTION.	M20.
MUDGUARD.	
Mudguard	3-1099
Mudguard Stay, complete	3-9152
Mudguard Stay Support Tube	3-9344
Mudguard Support Tube Lug Bolt	N555(2)
Mudguard Support Tube Lug Bolt Spring Washer	N566(2)
Mudguard Support Tube Lug Bolt Nut	EA80(2)
Mudguard Upright Stay (outer)	3-9355
Mudguard Strengthening Plate (top)	3-1117
Mudguard Strengthening Plate (front)	3-1118
Mudguard Strengthening Plate (rear)	3-1119
Mudguard Upright Stay Screw	30-988(2)
Mudguard Upright Stay Spring Washer	N574(2)
Mudguard Upright Stay Screw Washer	N607(2)
Mudguard Upright Stay Screw Nut	EB113(2)
Mudguard Upright Stay Bolt	M413
Mudguard Upright Stay Bolt Washer	30-650
Mudguard Upright Stay Bolt Spring Washer	N566
Mudguard Upright Stay Bolt Nut	EA80
Support Tube Bolt	3-1115
Support Tube Bolt Distance Nut	EB171
Support Tube Bolt Nut	27-6974
Front and Rear Stay Bolt	3-1120(4)
Front and Rear Stay Bolt Spring Washer	N574(4)
Front and Rear Stay Bolt Washer	N607(4)
Front and Rear Stay Bolt Nut	EB113(4)
Mudguard Rear Stay Bolt	M413
Mudguard Rear Stay Bolt Washer	30-650
Mudguard Rear Stay Bolt Spring Washer	N566
Mudguard Rear Stay Bolt Nut	EA80
PETROL TANK.	
Petrol Tank	66-8249
TOOLS AND SUNDRIES.	
Adjustable Spanner	EB262
Tool for removing Tyre Valve Centres	66-9161
Chain Rivet Extractor	66-9166
Wesco Type Oil Can (type 200)	66-9148
Tyre Repair Outfit	66-9164
Roll Insulating Tape	66-9154
Chain Connecting Link (single), $\frac{1}{4}$ " x .305"	No. 26
Chain Connecting Link (single), $\frac{3}{8}$ " x $\frac{1}{4}$ "	No. 26
Sparking Plug Spanner	66-9132
Hub Bearing Adjusting Spanner	29-9254
Cylinder Base Nut Spanner	66-9036
Tommy Bar	29-9253
Detachable Wheel Spanner	66-9068
Tappet Spanner	65-9133
Tappet Spanner	65-9132
Wheel Alignment Gauge	66-9042
Tappet Feelers	65-9130
Grease Gun	28-4265
Front Hub Bearing Adjustment Spanner	66-9052
Hub Spindle Nut Spanner	66-9067
Box Spanner	15-832
EQUIPMENT.	
Headlamp	055066
Headlamp Brackets (top)	27-9021(2)
Headlamp Brackets (bottom)	33-9051(2)

NOTE.—Figures in brackets denote number per set, e.g. (2), 2 per set.

When no figures in brackets are shown one part constitutes a set.

Quote Engine and Frame Numbers, with prefix letters, when ordering spares.

SIDECAR CHASSIS




3-9355



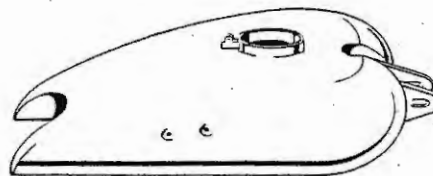
3-1099




3-9152



3-1117 - 5 $\frac{1}{16}$ "
3-1118 - 4 $\frac{1}{16}$ "
3-1119 - 4 $\frac{1}{16}$ "



66-8249



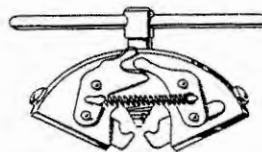
27-9021-TOP
33-9051-BOTTOM.



3-9344



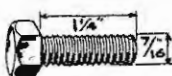
66-9161




66-9166



30-650



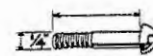
3-1115



N.555



27-6974



3-1120 - 1 $\frac{1}{16}$ "
30-988 - 1 $\frac{1}{2}$ "

INDEX

No.	DESCRIPTION.	Page illustrated.	Page described.
1-4606	Front and Rear Chaincase Fixing Screw	not illust'd	58
1-4606	Chainguard (bottom) Screw	not illust'd	58
1-4621	Oil Pump Spindle Retaining Pin Washer	not illust'd	16
1-5069	Mudguard Stay Fork End Bolt	49	48
1-5069	Timing Gear Plate Bolt	17	16
1-5945	Rear Number Plate Bolt (bottom)	51	50
1-6032	Tank Coil Stud Nut	not illust'd	60
3-1190	Front Down Tube and Chainstay Bolt	33	32
3-1381	Cylinder Head Stud (short)	9	8
3-1399	Silencer Fixing Bracket Bolt	19	18
15-39	Speedometer Drive Washer	not illust'd	46
15-39	Operating Shaft Washer	27	26
15-40	Timing Pinion Key	15	14
15-46	Cush Drive Spring	15	14
15-82	Air Release Fibre Disc	13	12
15-152	Cylinder Base and Crankcase Stud Nut	not illust'd	12
15-267	Kickstarter Ratchet Pinion Sleeve Nut	23	22
15-268	Mainshaft Bush (inner cover)	21	20
15-270	Clutch Push Rod Gland Washer	25	24
15-374	Mainshaft Nut	21	20
15-431	Rear Engine Plate Bolt Washer	} various	
15-431	Backstay and Seat Lug Bolt Washer		
15-431	Backstay Frame Bolt Washer		
15-431	Front Brake Operating Lever Washer		
15-431/1	Front Brake Operating Lever Washer		
15-431	Rear Brake Operating Lever Washer	}	
15-431/1	Rear Brake Operating Lever Washer		
15-447	Bottom Stay Bridge Bolt Nut	51	50
15-447	Front Stand Support Bolt Nut	35	34
15-476	Gearbox Connecting Bolt (front)	31	30
15-480	Oil Tank Bolt	63	62
15-480	Engine Steady Stay Bolt	11	10
15-480	Silencer Fixing Bolt	19	18
15-541	Backstay and Seat Lug Bolt Nut	not illust'd	30
15-541	Front Down Tube and Chainstay Bolt Nut	not illust'd	32
15-541	Backstay Frame Bolt Nut	not illust'd	32
15-541	Rear Brake Pedal Shaft Nut	not illust'd	54
15-645	Chaincase Oil Drain Plug	59	58
15-686	Exhaust and Clutch Cable Return Spring	71	70
15-716	Rear Engine Plate Bolt Spring Washer	not illust'd	30
15-716	Rear Stand Bolt Spring Washer	not illust'd	34
15-811	Transmission Chain (92 links)	75	74
15-816	Rear Chain Connecting Link (Reynolds' chain)	75	74
15-832	Box Spanner	73	72
15-848	Oil Pump Bolt	17	16
15-1120	Battery Bracket and Frame Stud	35	34
15-1166	Rear Brake Anchor Strap Nut	55	54
15-1215	Cylinder Valve Spring Cup	9	8
15-1266	Silencer Fixing Bolt Split Pin	not illust'd	18
15-1312	Exhaust Lifter Cable Return Spring	67	66
15-1355	Crankcase Connecting Bolt	13	12
15-1410	Timing Pinion Locking Washer	15	14
15-1455	Front Brake Fulcrum Pin Nut	43	42
15-1455	Rear Brake Fulcrum Pin Nut	not illust'd	46
15-1455	Rear Brake Pedal Shaft Locknut	not illust'd	54
15-1485	Clutch Control Lever Nut	25	24
15-1525	Valve Retaining Split Collar (two parts)	9	8
15-1555	Cush Drive Sleeve	15	14
15-1560	Engine Sprocket (21T.)	15	14
15-1564	Engine Sprocket (20T.)	15	14
15-1565	Engine Sprocket (19T.)	15	14

No.	DESCRIPTION.	Page illustrated.	Page described.
15-1566	.. Engine Sprocket (18T.)	15	14
15-1567	.. Engine Sprocket (17T.)	15	14
15-1568	.. Engine Sprocket (16T.)	15	14
15-2345	.. Exhaust Pipe Finned Collar	19	18
15-2419	.. Clutch Ring (Ferodo)	29	28
15-4035	.. Gear Control Plunger	25	24
15-4040	.. Gear Control Plunger Spring Plug	25	24
15-4100	.. Gearbox Bolt Nut Washer	not illust'd	30
15-4100	.. Rear Brake Pedal Shaft Washer	55	54
15-4110	.. Gearbox Inspection Cover Washer	25	24
15-4120	.. Pinion Sleeve Bush	21	20
15-4121	.. Kickstarter Quadrant	23	22
15-4138	.. Pawl Pivot	27	26
15-4139	.. Pawl Carrier Arm Mainspring	27	26
15-4141	.. Pawl (top)	27	26
15-4142	.. Pawl (bottom)	27	26
15-4143	.. Pawl Pivot Nut	27	26
15-4157	.. Footchange Pedal Rubber	27	26
15-4161	.. Pawl Carrier Arm Return Spring	27	26
15-4165	.. Pinion Sleeve with bush	21	20
15-4179	.. Kickstarter Crank	23	22
15-4206	.. Ratchet Lever complete with sleeve	27	26
15-4207	.. Gearbox Outer Cover Bolt	21	20
15-4208	.. Gearbox Outer Cover Stud	21	20
15-4211	.. Gearbox Inner Cover with fixed fittings	21	20
15-4213	.. Gearbox Outer Cover Stud (long)	—	20
15-4219	.. Ratchet Lever Sleeve Clip Ring	27	26
15-4221	.. Gear Control Link Pin	27	26
15-4222	.. Gear Indicating Plate	27	26
15-4223	.. Operating Plunger Sleeve only	27	26
15-4224	.. Operating Plate Plunger	27	26
15-4225	.. Operating Plunger Spring	27	26
15-4226	.. Pedal Shaft Bush (inner cover)	27	26
15-4227	.. Ratchet Lever Sleeve Bush	27	26
15-4228	.. Operating Plate and Pawl Arm Stop	27	26
15-4229	.. Operating Shaft	27	26
15-4231	.. Operating Plate	27	26
15-4232	.. Operating Lever Locking Washer	27	26
15-4233	.. Gear Control Quadrant Spacing Collar	27	26
15-4234	.. Pawl Carrier Arm Washer (.024")	not illust'd	26
15-4235	.. Pawl Carrier Arm Washer (.022")	not illust'd	26
15-4236	.. Pawl Carrier Arm (top)	27	26
15-4239	.. Gear Operating Lever	27	26
15-4240	.. Operating Shaft Clip Ring	27	26
15-4241	.. Operating Plate Indexing Plunger (complete)	not illust'd	26
15-4242	.. Pawl Carrier Arm Assembly (top)	not illust'd	26
15-4243	.. Pawl Carrier Arm Assembly (bottom)	not illust'd	26
15-4246	.. Gearbox Cover Screw Locking Strip	21	20
15-4249	.. Pawl Carrier Arm (bottom)	27	26
15-4253	.. Gear Control Link complete	27	26
15-4254	.. Gear Control Link Yoke	27	26
15-4255	.. Link Yoke Adjuster	27	26
15-4260	.. Gearbox Mainshaft	21	20
15-4261	.. Clutch Push Rod	29	28
15-4306	.. Clutch Centre	29	28
15-4307	.. Clutch Driven Plate	29	28
15-4308	.. Clutch Sliding Plate with bolts	29	28
15-4311	.. Clutch Spring	29	28
15-4312	.. Clutch Spring Nut	29	28
15-4313	.. Clutch Actuating Cap with button	29	28
15-4315	.. Clutch Cover	29	28
15-4316	.. Clutch Cover Washer	29	28
15-5051	.. Front Fork Friction Washer (Ferodo)	37	36
15-5093	.. Steering Damper Adjusting Rod complete	37	36
15-5151	.. Ball Head Clip	37	36

No.	DESCRIPTION.	Page illustrated.	Page described.
15-5153	Ball Head Clip Yoke Clip Bolt	37	36
15-5153	Operating Pedal Clamp Bolt	27	26
15-5155	Handlebar Clip Bolt Washer	} Plain Washer various	
15-5155	Ball Head Clip Bolt Washer		
15-5155	Operating Pedal Clamp Bolt Washer		
15-5155	Carburettor Flange Stud Washer		
15-5190	Front Fork Link Bolt (top)	37	36
15-5196	Front Fork Link Bolt Nut	not illust'd	36
15-5239	Front Fork Bottom Link (tapped holes)	37	36
15-5240	Front Fork Top Link (plain holes)	37	36
15-5241	Front Fork Top Link (tapped holes)	37	36
15-5242	Front Fork Bottom Link (plain holes)	37	36
15-5244	Front Fork Friction Plate	37	36
15-5246	Front Fork Bottom Friction Link	37	36
15-5247	Fork Steering Stem Bolt	37	36
15-5249	Front Fork Link Bolt (bottom)	37	36
15-5251	Fork Link Friction Washer (Ferodo)	37	36
15-5254	Shock Absorber Adjuster Knob	39	38
15-5256	Shock Absorber Centre Nut	39	38
15-5257	Shock Absorber Nut Locking Washer	39	38
15-5258	Shock Absorber Locking Washer Spring	39	38
15-5260	Shock Absorber Star Washer	39	38
15-5290	Front Fork Grease Nipple	not illust'd	38
15-5290	Front Hub Grease Nipple	not illust'd	44
15-5290	Rear Brake Cam Grease Nipple	47	46
15-5290	Central Stand Grease Nipple	35	34
15-5290	Ball Head Clip Yoke Grease Nipple	37	36
15-5290	Rear Hub Grease Nipple	45	44
15-5664	Gearbox Adjusting Screw Nut	33	32
15-5753	Footrest Rod Nut	55	54
15-5808	Saddle Front Fixing Bolt	31	30
15-5816	Rear Brake Anchor Strap	55	54
15-6240	Chainstay Bridge Distance Collar (centre)	33	32
15-6325	Chainstay Bridge Connecting Stud	33	32
15-6524	Clutch Operating Spindle Nut	not illust'd	24
15-6524	Inlet and Exhaust Tappet Locknut	not illust'd	16
15-6524	Cylinder Base Stud Nut	not illust'd	12
15-6737	Front Hub Spindle Nut	41	40
15-7037	Rear Wheel Spoke (left hand)	45	44
15-7045	Rear Hub Bearing Thrust Washer	45	44
15-7046	Rear Hub Bearing Sleeve	45	44
15-7047	Hub Bearing Sleeve Thrust Washer	45	44
15-7048	Rear Hub Felt Washer	45	44
15-7049	Hub Bearing Thrust Nut with peg	45	44
15-7051	Rear Hub Dust Plate	45	44
15-7059	Rear Brake Drum Flange Felt Washer	47	46
15-7092	Rear Hub Spindle Nut	45	44
15-7104	Front Brake Anchor Strap Bolt	43	42
15-7160	Front Mudguard Stay Plate	49	48
15-7161	Lifting Handle Top Bolt	51	50
15-7161	Toolbox and Mudguard Fixing Bolt	73	72
15-7161/3	Front Mudguard Stay Plate Bolt	49	48
15-7161	Front Mudguard Stay Plate Bolt	49	48
15-7161	Rear Mudguard Stay Bolt	53	52
15-7161	Carrier Fixing Bolt	35	34
15-7161/3	Rear Mudguard Stay Bolt	53	52
15-7161	Rear Number Plate Top Bolt	51	50
15-7354	Front Mudguard Support Bolt	49	48
15-7383	Rear Number Plate Washer (rubber)	51	50
15-7383	Voltage Control Support Bolt Washer	51	50
15-7961	Rear Brake Operating Lever with stud	47	46
15-7980	Rear Brake Rod Spring	55	54
15-7985	Rear Brake Rod Flynut	55	54
15-8155	Pillion Footrest Rubber	57	56

No.	DESCRIPTION.	Page illustrated.	Page described.
15-8164	Front Hub Speedometer Locknut Washer	41	40
15-8814	Chaincase (rear) Felt Washer	59	58
15-8833	Chainguard (bottom)	59	58
15-8945	Carburettor Spanner	73	72
15-8967	Transmission Chain (91 links)	75	74
15-8969	Transmission Chain (94 links)	75	74
15-8972	Rear Chain Cranked Link (Reynolds' chain)	75	74
15-8976	Rear Chain Double Connecting Link (Reynolds' chain)	75	74
15-8993	Headlamp Bracket Bolt (bottom)	75	74
15-8994	Headlamp Bracket Bolt (top)	75	74
15-9043	Speedometer Bracket	75	74
15-9577	Air and Throttle Midway Adjuster	69	68
15-9578	Midway Adjuster Body	69	68
15-9579	Midway Adjuster Body Screw	69	68
15-9580	Midway Adjuster Nut	69	68
15-9583	Air Control Cable Cover	69	68
21-2888	Gearbox Inner and Outer Cover Bolt	17 21	16 20
21-2889	Gearbox Inner Cover Bolt	21	20
21-2896	Gearbox Outer Cover Bolt	21	20
21-2902	Gear Plate Bolt (Whit. $\frac{1}{8}$ ")	not illust'd	16
24-68	Gear Control Plunger Spring	25	24
24-102	Horn, Saddle Spring and Mudguard Bolt (nearside)	33	32
24-195	Magdyno Driving Pinion Nut	15	14
24-209	Rear Brake Anchor Bolt	47	46
24-225	Toolbox Fixing Clip Bolt	51 73	50 72
24-225	Rear Number Plate Bolt (bottom)	51	50
24-225	Legshield Bottom Fixing Screw	77	76
24-375	Crankpin Roller	13	12
24-389	Cush Drive Bearing Alignment Washer (.064")	15	14
24-563	Valve Rocker Adjusting Screw Nut	not illust'd	10
24-563	Control Link Adjuster Locknut	not illust'd	26
24-5914	Footrest Rod Washer	not illust'd	54
24-595	Rear Brake Rod Spring	55	54
24-722	Crankcase Roller Bearing (gear side)	11	10
24-724	Crankcase Roller Bearing (drive side)	11	10
24-732	Crankcase Ball Bearing (drive side)	11	10
24-898	Front Hub Bearing Adjusting Sleeve Locknut	41	40
24-949	Crankcase Stud (rear)	13	12
24-978	Valve Cover Screw Washer	} various	
24-978	Oil Pump Fixing Bolt Spring Washer		
24-978	Tank Coil Stud Spring Washer		
24-1620	Cylinder Base and Crankcase Stud	13	12
24-2112	Crankcase Bearing Oil Retaining Washer (drive side)	13	12
24-2113	Oil Flinger (drive side)	15	14
24-4065	Gearbox Mainshaft Ballrace	21	20
24-4214	Kickstarter Crank Spring Anchor Screw	23	22
24-4214	Gearbox Inner Cover Screw	21	20
24-4217	Gearbox Cover Ball Journal	21	20
24-4221	Layshaft Gear (17T. and 20T.)	23	22
24-4223	Layshaft Bush (short)	23	22
24-4225	Gearbox Oil Retaining Washer	21	20
24-4226	Sprocket Locknut	23	22
24-4227	Push Rod Cover Tube Stud	17	16
24-4231	Mainshaft Gear (20T. and 16T.)	21	20
24-4232	Mainshaft Felt Washer	21	20
24-4235	Oil Flinger Washer	25	24
24-4236	Oil Retaining Washer (small)	25	24
24-4237	Mainshaft Distance Washer	21	20
24-4241	Layshaft Bush (long)	23	22
24-4245	Gear Control Shaft Bush (inner cover)	25	24
24-4247	Gear Control Quadrant	25	24
24-4248	Gear Control Quadrant Bush	25	24
24-4251	Gear Control Plunger Cup	25	24
24-4255	Kickstarter Ratchet Sleeve Locknut	23	22

No.	DESCRIPTION.	Page illustrated.	Page described.
24-4255	.. Camshaft Nut	17	16
24-4256	.. Kickstarter Ratchet Spring	23	22
24-4258	.. Kickstarter Quadrant Bush	23	22
24-4263	.. Sprocket Locknut Washer	23	22
24-4278	.. Kickstarter Ratchet Pinion Sleeve Locking Washer	23	22
24-4280	.. Gearbox Sprocket (18T.)	23	22
24-4282	.. Kickstarter Ratchet Pinion Sleeve Nut	23	22
24-4288	.. Oil Baffle	25	24
24-4393	.. Dog Clutch (high and low gear)	21	20
24-4394	.. Gearbox Layshaft	23	22
24-5205	.. Lifting Handle Bottom Stud (right-hand)	51	50
24-5205	.. Carburetter Flange Stud	9 51	8 50
24-5207	.. Lifting Handle Bottom Stud (left-hand)	51	50
24-5208	.. Ball Head Clip Bolt Locknut	37	36
24-5226	.. Front Fork Spring Distance Washer	39	38
24-5227	.. Front Fork Spring Top Sleeve	39	38
24-5228	.. Front Fork Spring Top Bolt	39	38
24-5233	.. Front Fork Spring Bottom Sleeve with peg	39	38
24-5237	.. Front Fork Spring Bottom Sleeve Washer	39	38
24-5860/1	.. Rear Brake Fulcrum Pin Nut	not illust'd	46
24-5860	.. Rear Brake Fulcrum Pin Nut	not illust'd	46
24-5860	.. Front Brake Fulcrum Pin Nut	not illust'd	42
24-5860/1	.. Front Brake Fulcrum Pin Nut	not illust'd	42
24-5914	.. Valve Rocker Trunnion Washer	not illust'd	10
24-5914	.. Footrest Rod Washer	not illust'd	54
24-6035	.. Steering Damper Knob Spring Washer	not illust'd	36
24-6040	.. Headlamp Bracket Bolt Nut (top)	not illust'd	74
24-6040	.. Pillion Footrest Swivel Bolt Nut	not illust'd	56
24-6040	.. Front Mudguard Bridge Fixing Bolt Nut	not illust'd	48
24-6040	.. Rear Stand Bolt Nut	not illust'd	34
24-6040	.. Saddle Front Fixing Bolt Nut	not illust'd	30
24-6040	.. Inlet and Exhaust Tappet Locknut	not illust'd	16
24-6055	.. Rear Stand Bolt	35	34
24-6717	.. Front Wheel Rim (W.M.2-19)	not illust'd	76
24-6717	.. Rear Wheel Rim (W.M.2-19)	not illust'd	76
24-6790	.. Front Hub Felt Washer	41	40
24-6792	.. Front Hub Felt Washer (right-hand)	41	40
24-6841	.. Front Hub Felt Washer Retaining Ring (right-hand)	41	40
24-6846	.. Front Hub Felt Washer Retaining Ring (left-hand)	41	40
24-6860	.. Front Hub Bearing	41	40
24-6867	.. Front Hub Bearing Adjusting Sleeve	41	40
24-6868	.. Front Hub Bearing Sleeve Locknut	41	40
24-6899	.. Front Wheel Spoke (right-hand)	41	40
24-6912	.. Front Wheel Spoke (left-hand)	41	40
24-6912	.. Rear Wheel Spoke (left-hand)	45	44
24-6994	.. Front Hub Spindle Locknut	not illust'd	40
24-7000	.. Front Hub Cone Locknut	not illust'd	40
24-7000	.. Front Fork Link Bolt Nut	not illust'd	36
24-7012	.. Rear Wheel Spoke (right-hand)	45	44
24-7012	.. Rear Wheel Spoke (left-hand)	45	44
24-7012	.. Front Wheel Spoke (left-hand)	41	40
24-7012	.. Front Wheel Spoke (right-hand)	41	40
24-7014	.. Rear Wheel Spoke (right-hand)	45	44
24-7047	.. Front Hub Felt Washer	41	40
24-7047	.. Rear Hub Felt Washer	45	44
24-7051	.. Front Hub Spindle Distance Piece	41	40
24-7058	.. Rear Hub Bearing	45	44
24-7065	.. Rear Hub Dust Plate Screw	45	44
24-7065	.. Front Number Plate Securing Screw	49	48
24-7068	.. Chaincase Fixing Screw Spring Washer	} 45	various
24-7068	.. Rear Hub Dust Plate Screw Spring Washer		
24-7068	.. Clutch Cover Screw Spring Washer		
24-7127	.. Rear Brake Cam	47	46
24-7127	.. Front Brake Cam	43	42

No.	DESCRIPTION.	Page illustrated.	Page described.
24-7148	Front Mudguard Securing Bolt (fork end)	not illust'd	36
24-7148	Bottom Stay Fork End Bolt	49	48
24-7343	Silencer Clip Bolt	not illust'd	18
24-7385	Rear Mudguard Chainstay Bridge Clip	51	50
24-7564	Air Control Lever	71	70
24-7565	Ignition Control complete (less cable and cover)	65	64
24-7567	Ignition Control Lever	65	64
24-7568	Ignition Control Lever Body	65	64
24-7570	Brake and Air Control (less cable and cover)	69	68
24-7767	Rear Brake Shoe with lining (right-hand)	47	46
24-7767	Front Brake Shoe with lining (right-hand)	43	42
24-7768	Rear Brake Shoe with lining (left-hand)	47	46
24-7768	Front Brake Shoe with lining (left-hand)	43	42
24-7775	Rear Brake Shoe Lining	47	46
24-7775	Front Brake Shoe Lining	43	42
24-7800	Front Brake Operating Lever	43	42
24-7802	Front Brake Operating Lever	43	42
24-7810	Front Brake Shoe Spring	43	42
24-7810	Rear Brake Shoe Spring	47	46
24-7848	Front Brake Cable Adjusting Screw complete	65	64
24-7848	Front Brake and Air Control Adjusting Screw complete	71	70
24-7849	Front Brake and Air Control Adjusting Locknut	71	70
24-7849	Front Brake Cable Adjusting Screw Locknut	65	64
24-7911	Rear Brake Anchor Plate Bolt Washer	not illust'd	46
24-7960	Front Brake Fulcrum Pin	43	42
24-7990	Front Brake Shoe Lining Rivet	not illust'd	42
24-7990	Rear Brake Shoe Lining Rivet	not illust'd	46
24-8045/1	Front Brake Fulcrum Pin Washer	43	42
24-8045	Front Brake Fulcrum Pin Serrated Washer	43	42
24-8045	Rear Brake Fulcrum Pin Serrated Washer	47	46
24-8045/1	Rear Brake Fulcrum Pin Serrated Washer	47	46
24-8328	Cylinder Head Timing Bolt	9	8
24-8328	Bottom Bracket Chainstay Bridge Bolt	53	52
24-8504	Petrol Tank Filter Washer (fibre)	61	60
24-8713	Transmission Chain (95 links)	75	74
24-8784	Spring Washer	various	
24-8930	Transmission Chain (68 links)	75	74
24-8931	Transmission Chain (69 links)	75	74
24-8932	Transmission Chain (70 links)	75	74
24-8944	Cable Clip (Shamrock pattern)	75	74
14-9511	Throttle Cable Cover	69	68
24-9569	Throttle Twist Grip Friction Spring	69	68
24-9570	Throttle Twist Grip Friction Screw	69	68
24-9571	Throttle Twist Grip Friction Screw Nut	69	68
24-9572	Throttle Twist Grip Cable Stop	69	68
24-9573	Throttle Twist Grip Body Screw	69	68
25-496	Cylinder Base and Crankcase Stud	13	12
25-4251	Clutch Push Rod Thrust Pin	25	24
25-5226	Steering Damper Adjusting Knob	37	36
25-5234	Steering Damper Friction Washer	37	36
25-5241	Steering Damper Bottom Plate	37	36
25-5247	Steering Damper Star Washer	37	36
25-7151	Clutch Cable Gripping Pin Nut	71	70
25-7151	Front Brake Cable Gripping Pin Nut	71	70
25-7151	Front Number Plate Fixing Nut	not illust'd	48
25-7151	Bottom Chainguard Screw Locknut	not illust'd	58
25-7180	Front Brake Cam Washer	not illust'd	42
25-9360	Clutch Control Cable Adjusting Screw	65 71	64 70
25-9365	Clutch Adjusting Screw Locknut	65 71	64 70
26-650	Clutch Chainwheel Roller	29	28
26-1253	Oil Return Pipe Banjo Screw	11	10
26-4138	Clutch Actuating Cap Washer	29	28
26-6689	Rear Hub Packing Washer	45	44
26-6824	Rear Wheel Spoke (right-hand)	45	44

No.	DESCRIPTION.	Page illustrated.	Page described.
26-6855	.. Hub Bearing Thrust Nut Locking Washer	45	44
26-6861	.. Rear Hub Bearing Locknut	45	44
26-6865	.. Rear Hub Retaining Cup	45	44
26-6890	.. Rear Hub Bearing	45	44
26-9431	.. Brake Control Cable Gripping Pin	71	70
26-9431	.. Clutch Cable Gripping Pin	71	70
26-9440	.. Front Brake Lever Fulcrum Pin	69	68
26-9440	.. Clutch Control Lever Fulcrum Pin	71	70
26-9461	.. Cable Gripping Pin Washer	71	70
26-9461	.. Bottom Chainguard Screw Washer	not illust'd	58
26-9481	.. Front Brake and Air Control Lever Roller	71	70
26-9481	.. Clutch Control Lever Roller	71	70
27-181	.. Crankcase Plug Screw	11	10
27-207	.. Chaincase Inspection Cap Washer	59	58
27-209	.. Chaincase Inspection Cap	59	58
27-261	.. Ball Bearing (gear side)	11	10
27-279	.. Crankcase Connecting Stud (short)	13	12
27-347	.. Layshaft Key	23	22
27-1111	.. Valve Rocker Fulcrum Pin Thrust Washer	not illust'd	10
27-1163	.. Exhaust Cable Holder	11	10
27-1163	.. Clutch Cable Stop	25	24
27-1239	.. Engine Shaft Rivet	not illust'd	14
27-1589	.. Timing Cover Dowel Pin	13	12
27-1589	.. Gearbox Inner Cover Dowel	21	20
27-4027	.. Gearbox Mainshaft Ballrace	21	20
27-4033	.. Gearbox Oil Retaining Washer	21	20
27-4057	.. Sprocket Locknut	23	22
27-4063	.. Sprocket Locknut Washer	23	22
27-4093	.. Gearbox Mainshaft Split Washer	21	20
27-4099	.. Mainshaft Retaining Ring	21	20
27-4106	.. Kickstarter Ratchet Pinion	23	22
27-4112	.. Kickstarter Ratchet	23	22
27-4146	.. Layshaft 1st Gear Pinion (30T.)	23	22
27-4258	.. Gearbox Inspection Cover Screw	25	24
27-4276	.. Layshaft Thrust Washer	23	22
27-4290	.. Layshaft Sleeve Busb	23	22
27-4401	.. Rear Chain Adjusting Screw Locknut	33	32
27-4401	.. Gearbox Outer Cover Stud Nut	33	20
27-4411	.. Clutch Push Rod Thrust Pin Nut	25	24
27-4424	.. Gearbox Mainshaft-Sliding Pinion (27T.)	23	22
27-4429	.. Mainshaft Pinion (22T.)	23	22
27-4436	.. Layshaft Sliding Pinion	23	22
27-4447	.. Kickstarter Ratchet Spring	23	22
27-4517	.. Rear Brake Toggle End Screw	55	54
27-5135	.. Front Fork Top Yoke Clip Bolt	39	38
27-5135	.. Ball Head Clip Bolt	37	36
27-5152	.. Steering Damper Anchor Plate	37	36
27-5156	.. Dynamo Strap Clip Bolt	15	14
27-5156	.. Cylinder Head Bolt	9	8
27-5446	.. Front Stand Support Bolt	35	34
27-5674	.. Gearbox Connecting Bolt (front)	31	30
27-5676	.. Gearbox Connecting Bolt Washer	not illust'd	30
27-5683	.. Crankcase Shield Front and Rear Stud	19	18
27-5683	.. Engine Yoke Plate Frame Stud (long)	31	30
27-5683	.. Gearbox Connecting Bolt	31	30
27-5684	.. Engine Yoke Plate Frame Stud (short)	31	30
27-5693	.. Front Down Tube and Chainstay Stud (solo)	33	32
27-5710	.. Gearbox Adjusting Screw	33	32
27-6043	.. Backstay and Seat Lug Bolt Spring Washer	not illust'd	30
27-6043	.. Engine Steady Stay Bolt Washer	not illust'd	various
27-6260	.. Cylinder Head Bolt (short)	9	8
27-6311	.. Rear Brake Pedal Return Spring Bolt	55	54
27-6312	.. Pillion Footrest Spindle Bolt	57	56
27-6510	.. Saddle Rear Connecting Bolt	33	32
27-6716	.. Rear Hub Spindle Locknut	not illust'd	44

No.	DESCRIPTION.	Page illustrated.	Page described.
27-6716	.. Front Hub Speedometer Locknut not illust'd ..	40
27-6732	.. Rear Hub Spindle Nut	45 ..	44
27-6732	.. Front Hub Spindle Nut	41 ..	40
27-6738	.. Rear Hub Adjusting Plate	45 ..	44
27-6808	.. Rear Wheel Spoke Nipple	45 ..	44
27-6810	.. Front Wheel Spoke Nipple	41 ..	40
27-6813	.. Front Wheel Spoke Nipple	41 ..	40
27-6813	.. Rear Wheel Spoke Nipple	45 ..	44
27-7010	.. Front Wheel Spoke (left-hand)	41 ..	40
27-7011	.. Rear Wheel Spoke (right-hand)	45 ..	44
27-7011	.. Front Wheel Spoke (right-hand)	41 ..	40
27-7013	.. Front Wheel Spoke (left-hand)	41 ..	40
27-7016	.. Front Wheel Spoke (right-hand)	41 ..	40
27-7016	.. Rear Wheel Spoke (right-hand)	45 ..	44
27-7166	.. Front Mudguard Support Bolt Washer	49 ..	48
27-7768	.. Exhaust Litter Cable Nipple	67 ..	66
27-7812	.. Throttle Cable Cover	69 ..	68
27-7817	.. Exhaust and Clutch Controls (less cable and cover)	71 ..	70
27-7818	.. Exhaust and Clutch Control Clamp	69 71 ..	68 70
27-7819	.. Front Brake Control Body	69 ..	68
27-7820	.. Front Brake Control Lever	69 ..	68
27-7823	.. Air Control Lever Spring Washer	71 ..	70
27-7824	.. Air Control Body	71 ..	70
27-7825	.. Air Control Lever Cap	71 ..	70
27-7825	.. Exhaust Control Lever Cap	71 ..	70
27-7826	.. Clutch Control Lever	71 ..	70
27-7827	.. Clutch Control Body	71 ..	70
27-7828	.. Exhaust Control Lever	71 ..	70
27-7829	.. Exhaust Control Body	71 ..	70
27-7830	.. Air Control Clamp Bolt	71 ..	70
27-7830	.. Exhaust Control Clamp Bolt	71 ..	70
27-7831	.. Control Lever Bolt	71 ..	70
27-7833	.. Brake Control Ratchet Thumb Knob and Spring	69 ..	68
27-7979	.. Legshield Top Support Bar and Frame Tube Clip Nut	77 ..	76
27-8039	.. Rear Hub Distance Washer	45 ..	44
27-8059	.. Rear Brake Pedal Shaft Nut	55 ..	54
27-8059	.. Footrest Rod Nut	55 ..	54
27-8436	.. Petrol Tank Filter	61 ..	60
27-8443	.. Petrol Tank Filter not illust'd ..	60
27-8447	.. Petrol Tank Front Support Bolt Sleeve	61 ..	60
27-8448	.. Petrol Tank Front Support Rubber	61 ..	60
27-8449	.. Petrol Tank Rubber Buffer Cup	61 ..	60
27-8552	.. Petrol Tap	61 ..	60
27-8553	.. Petrol Tap	61 ..	60
27-8560	.. Rear Number Plate Washer not illust'd ..	50
27-8560	.. Voltage Control Support Bolt Washer not illust'd ..	50
27-8560	.. Rear Mudguard Bridge Bolt Washer not illust'd ..	50
27-8560	.. Front Mudguard Fixing Bolt Washer not illust'd ..	48
27-8560/1	.. Front Mudguard Fixing Bolt Washer not illust'd ..	48
27-8560	.. Front Mudguard Stay Bolt Washer not illust'd ..	48
27-8560/1	.. Front Mudguard Stay Bolt Washer not illust'd ..	48
27-8746	.. Chain Connecting Link (Reynolds' chain)	75 ..	74
27-8805	.. Chain Cranked Link (Reynolds' chain)	75 ..	74
27-8810	.. Chain Double Connecting Link (Reynolds' chain)	75 ..	74
27-8925	.. Tappet Adjusting Spanner	73 ..	72
27-8958	.. Inflator	75 ..	74
27-9001	.. Toolbox Fixing Clip	73 ..	72
27-9032	.. Headlamp Bracket (top)	75 ..	74
27-9032	.. Headlamp Bracket (bottom)	75 ..	74
27-9329	.. Clutch Cable Nipple (bottom)	65 71 ..	64 70
27-9330	.. Front Brake Cable Nipple (bottom)	65 71 ..	64 70
27-9353	.. Front Brake Cable Cover Cap	65 71 ..	64 70
27-9353	.. Clutch Cable Cover Cap	65 71 ..	64 70
27-9426	.. Throttle Twist Grip Handlebar Clip	67 ..	66
27-9428	.. Throttle Twist Grip End Plug	67 ..	66

No.	DESCRIPTION.	Page illustrated.	Page described.
27-9429	Throttle Twist Grip End Screw	67	66
27-9433	Throttle Twist Grip Cantilever Pin	67	66
27-9439	Throttle Twist Grip Long Slide	69	68
27-9443	Ignition Cable Nipple (control end)	67	66
27-9443	Air Control Cable Nipple (control end)	69	68
27-9443	Throttle Cable Nipple (control end)	69	68
27-9443	Exhaust Cable Nipple (control end)	71	70
27-9444	Throttle Rubber Grip	69	68
27-9450	Throttle Twist Grip Handlebar Clip Pin	67	66
27-9452	Throttle Twist Grip Locknut	67	66
27-9454	Throttle Twist Grip Short Slide	69	68
27-9457	Throttle Twist Grip Cantilever with guide strip	67	66
27-9470	Throttle Twist Grip Washer	69	68
27-9473	Throttle Twist Grip Helix Tube and Strip	67	66
27-9480	Throttle Twist Grip (less cable and cover)	67	66
27-9482	Rubber Grip for left hand Bar	69	68
27-9506	Air Control Cable Nipple (carburetter end)	69	68
27-9506	Throttle Control Cable Nipple (carburetter end)	69	68
27-9515	Air Control Cable	69	68
27-9567	Air Lever Control Bolt	67	66
27-9567	Ignition Control Body Cap Screw	65	64
27-9573	Air Lever Control Body Cap	67	66
27-9573	Ignition Control Body Cap	65	64
27-9579	Ignition Control Cable Cover Cap	67	66
27-9579	Air Control Cable Cover Cap	69	68
27-9579	Throttle Cable Cover Cap	69	68
27-9579	Exhaust Lifter Cable Cover Cap	67 71	66 70
27-9600	Ignition Control Body Spring Washer	65	64
27-9600	Air Lever Control Body Spring Washer	67	66
28-43	Gearbox Drain Plug	25	24
28-118	Valve Rocker Trunnion Nut	11	10
28-243	Gearbox Oil Level Plug	25	24
28-243	Gearbox Drain Plug	25	24
28-243	Crankcase Drain Plug	11	10
28-2080	Rear Brake Pedal Grease Nipple	not illust'd	54
28-2080	Rear Hub Grease Nipple	45	44
28-2080	Front Brake Cam Grease Nipple	not illust'd	42
28-2080	Front Hub Grease Nipple	not illust'd	40
28-2080	Front Fork Grease Nipple	39	38
28-2080	Saddle Bolt Grease Nipple	not illust'd	30
28-2080	Ball Head Grease Nipple	31	30
28-2338	Front Mudguard Bridge Fork Fixing Bolt	49	48
28-2338	Rear Chainguard Strap Bolt	not illust'd	58
28-2338	Petrol Tank Front Support Bolt	not illust'd	60
28-2338	Electric Horn Fixing Bolt	33	32
28-4265	Grease Gun	73	72
29-215	Carburetter Flange Stud	not illust'd	76
29-224	Valve Push Rod	17	16
29-252	Tappet Head Adjuster	17	16
29-410	Inlet Valve Retaining Split Collar (two parts)	9	8
29-410	Exhaust Valve Retaining Split Collar (two parts)	9	8
29-541	Cylinder Head Securing Bolt Shakeproof Washer	} various	
29-541	Exhaust Lever Shakeproof Washer		
29-541	Crankcase Cover Stud Shakeproof Washer		
29-541	Timing Cover Inner Screw Shakeproof Washer		
29-541	Push Rod Cover Tube Stud Shakeproof Washer		
29-541	Silencer Clip Bolt Shakeproof Washer	} various	
29-541	Gearbox Outer Cover Screw Shakeproof Washer		
29-565	Cylinder Base Stud (front)	13	12
29-776	Crankpin Nut	13	12
29-778	Crankpin Roller	13	12
29-905	Timing Pinion Nut	15	14
29-2109	Cylinder Valve Guide (inlet)	9	8
29-2110	Cylinder Valve Guide (exhaust)	9	8

No.	DESCRIPTION.	Page illustrated.	Page described.
29-2111	.. Cylinder Base Paper Washer	9	8
29-2120	.. Cylinder Inlet Valve	9	8
29-2121	.. Cylinder Exhaust Valve	9	8
29-2124	.. Cylinder Inlet Valve	9	8
29-2128	.. Timing Cover (outer)	13	12
29-2129	.. Timing Cover with fixed fittings (inner)	13	12
29-2132	.. Timing Cover Outer Washer	13	12
29-2133	.. Timing Cover Inner Washer	13	12
29-2134	.. Camshaft Timing Cover Bush (outer)	17	16
29-2135	.. Camshaft Timing Cover Bush (inner)	17	16
29-2136	.. Timing Cover Inner Screw	13	12
29-2141	.. Camshaft Bush (crankcase)	17	16
29-2148	.. Inlet and Exhaust Cam Rocker	17	16
29-2158	.. Tappet Recess Cover Screw	17	16
29-2159	.. Tappet Recess Cover Washer	17	16
29-2162	.. Camshaft Pinion	17	16
29-2164	.. Camshaft	17	16
29-2165	.. Camshaft Shim	17	16
29-2170	.. Cam Rocker Spindle Circlip	17	16
29-2171	.. Cam Rocker Spindle Distance Piece	17	16
29-2172	.. Camshaft Nut Locking Washer	17	16
29-2173	.. Cam Rocker Spindle	17	16
29-2177	.. Dynamo Strap Stud	15	14
29-2180	.. Inlet and Exhaust Tappet	17	16
29-2187	.. Camshaft Dynamo Sprocket	17	16
29-2196	.. Crankpin	13	12
29-2198	.. Dynamo Driving Sprocket	15	14
29-2199	.. Dynamo Driving Chain	15	14
29-2201	.. Dynamo Strap	15	14
29-2203	.. Dynamo Strap Eye Bolt	15	14
29-2240	.. Air Release Adaptor Body	13	12
29-2241	.. Air Release Adaptor	13	12
29-2242	.. Air Release Adaptor Screw	13	12
29-2255	.. Cylinder Barrel	9	8
29-2256	.. Cylinder Head with valve guide and studs	9	8
29-2258	.. Cylinder Head Washer	9	8
29-2259	.. Cylinder Head Stud	9	8
29-2260	.. Rocker Valve Cover	9	8
29-2261	.. Rocker Valve Joint Washer (Hallite)	9	8
29-2262	.. Cylinder Base Paper Washer	9	8
29-2266	.. Valve Rocker Trunnion	11	10
29-2267	.. Valve Rocker Trunnion Bolt	11	10
29-2268	.. Inlet and Exhaust Valve Rocker	11	10
29-2269	.. Valve Rocker Bolt Locking Plate	11	10
29-2270	.. Valve Rocker Spindle Spring	11	10
29-2271	.. Valve Rocker Adjusting Screw	11	10
29-2274	.. Piston only	11	10
29-2276	.. Connecting Rod complete with hush	13	12
29-2280	.. Valve Rocker Breather complete	9	8
29-2285	.. Inlet and Exhaust Cam Rocker	17	16
29-2286	.. Camshaft	17	16
29-2319	.. Crankcase Gear Side complete with fixed fittings	11	10
29-2321	.. Crankcase Drive Side complete with fixed fittings	11	10
29-2326	.. Crankcase Gear Side complete with fixed fittings	11	10
29-2330	.. Air Release Pipe complete with nipple	13	12
29-2332	.. Crankcase Connecting Stud (top)	13	12
29-2544	.. Cylinder Barrel with valve guides	9	8
29-2547	.. Cylinder Head	9	8
29-2552	.. Timing Pinion	15	14
29-2554	.. Tappet Recess Cover	17	16
29-2561	.. Piston complete with gudgeon, pin rings and retaining springs <i>not illust'd</i>	11	10
29-2568	.. Piston complete with gudgeon, pin rings and retaining springs <i>not illust'd</i>	11	10
29-2620	.. Piston Ring	11	10
29-2632	.. Flywheel (Drive Side) with engine shaft assembled	15	14

No.	DESCRIPTION.	Page illustrated.	Page described.
29-2634	.. Cush Drive Bearing Distance Collar	15	14
29-2971	.. Exhaust Pipe complete	19	18
29-2975	.. Silencer complete	19	18
29-2975/2	.. Silencer complete	19	18
29-2980	.. Exhaust Pipe complete	19	18
29-2980/2	.. Exhaust Pipe complete	19	18
29-3183	.. Mainshaft Packing Washer .005"	not illust'd	20
29-3184	.. Mainshaft Packing Washer .010"	not illust'd	20
29-3240	.. Gearbox Outer Cover with fixed fittings	21	20
29-3242	.. Gearbox Cover Stud Nut	21	20
29-3243	.. Control Shaft Retaining Pin Plug	25	24
29-3244	.. Kickstarter Crank	23	22
29-3245	.. Clutch Control Lever complete	25	24
29-3247	.. Clutch Operating Spindle	25	24
29-3248	.. Gear Operating Spindle	27	26
29-3249	.. Footchange Operating Pedal	27	26
29-3250	.. Footchange Pedal Rubber	27	26
29-3254	.. Gearbox Shell complete with fixed fittings	21	20
29-3255	.. Gearbox Shell only	not illust'd	20
29-3258	.. Gearbox Inner Cover with fixed fittings	21	20
29-3260	.. Clutch Push Rod Bush (mainshaft)	25	24
29-3265	.. Gear Operating Spindle Bush	27	26
29-3266	.. Control Shaft Bush (inner cover)	25	24
29-3267	.. Kickstarter Quadrant Bush (inner cover)	23	22
29-3268	.. Kickstarter Quadrant Bush (outer cover)	23	22
29-3269	.. Footchange Return Spring Stop	27	26
29-3272	.. Mainshaft Oil Seal Ring	21	20
29-3274	.. Mainshaft Shim	21	20
29-3282	.. Gear Control Shaft	25	24
29-3284	.. Operating Fork (high gear), Mainshaft	25	24
29-3286	.. Operating Fork (low gear), Layshaft	25	24
29-3287	.. Layshaft Packing Washer	23	22
29-3288	.. Layshaft	23	22
29-3289	.. Layshaft Nut Locking Washer	23	22
29-3290	.. Kickstarter Quadrant	23	22
29-3296	.. Gearbox Inspection Cover	25	24
29-3297	.. Gearbox Inspection Cover Washer	25	24
29-3298	.. Gear Control Quadrant complete	27	26
29-3302	.. Footchange Return Spring	27	26
29-3303	.. Pawl Spring	27	26
29-3304	.. Gearbox Cover Stud (long)	21	20
29-3307	.. Kickstarter Crank Spring	23	22
29-3308	.. Kickstarter Return Stop Rubber	23	22
29-3312	.. Gearbox Cover Joint Washer (outer)	21	20
29-3313	.. Gearbox Cover Joint Washer (inner)	21	20
29-3319	.. Front and Rear Chaincase Screw Shakeproof Washer	not illust'd	58
29-3319	.. Bottom Chainguard Shakeproof Washer	not illust'd	58
29-3404	.. Pawl Carrier Plate complete	27	26
29-3431	.. Gearbox Mainshaft	21	20
29-3432	.. Gearbox Sprocket (17T.)	23	22
29-3791	.. Clutch Push Rod	29	28
29-3794	.. Clutch Push Rod Thrust Pin	25	24
29-3825	.. Gearbox Pinion Sleeve	21	20
29-3835	.. Sprocket Locknut	23	22
29-3836	.. Sprocket Locknut Washer	23	22
29-3837	.. Gearbox Layshaft Pinion Sleeve with bushes	23	22
29-3839	.. Kickstarter Ratchet Pinion Sleeve	23	22
29-3850	.. Kickstarter Ratchet Spring	23	22
29-3857	.. Gearbox Mainshaft Ballrace	21	20
29-3858	.. Pinion Sleeve Oil Retaining Washer	21	20
29-3860	.. Clutch Push Rod	29	28
29-4075	.. Engine Plate (front)	31	30
29-4100	.. Crankcase and Engine Plate Stud	31	30
29-4101	.. Legshield Bottom Bracket and Crankcase Stud	77	76

No.	DESCRIPTION.	Page illustrated.	Page described.
29-4102	.. Backstay Frame Bolt	33	32
29-4103	.. Engine Frame Bolt (front plate)	31	30
29-4103	.. Rear Engine Plate Bolt (seat tube)	31	30
29-4132	.. Chainstay and Engine Plate Bolt	33	32
29-4183	.. Engine Plate Rear (left-hand and right-hand)	31	30
29-4191	.. Frame Front (less sidecar lugs)	31	30
29-4241	.. Backstays complete	33	32
29-4242	.. Chainstay complete	33	32
29-4253	.. Frame Front (less sidecar lugs)	31	30
29-4257	.. Backstays complete	33	32
29-4259	.. Chainstays complete	33	32
29-4654	.. Battery Carrier	35	34
29-4655	.. Battery Carrier Bracket	35	34
29-4657	.. Battery Carrier Strap	35	34
29-4657/3	.. Battery Carrier Strap	35	34
29-4661	.. Battery Carrier Strap Bolt	35	34
29-4661/1	.. Battery Carrier Strap Bolt	35	34
29-4662	.. Battery Carrier Saddle Washer	35	34
29-4662/1	.. Battery Carrier Saddle Washer	35	34
29-4664	.. Battery Carrier Strap Hinge Pin	35	34
29-4665	.. Battery Carrier Locating Strip complete	35	34
29-4840	.. Central Stand and Engine Plate Distance Piece	35	34
29-4860	.. Centre Stand complete	35	34
29-4875	.. Handlebar	35	34
29-5220	.. Front Fork Top Link	37	36
29-5221	.. Front Fork Bottom Link (left-hand)	37	36
29-5223	.. Front Fork Link Bolt (top)	37	36
29-5224	.. Front Fork Link Bolt (bottom)	37	36
29-5225	.. Front Fork Link Retaining Ring (small)	37	36
29-5264	.. Front Fork assembled	not illust'd	36
29-5266	.. Front Fork Outer Sleeve (nearside) complete	39	38
29-5269	.. Front Fork Outer Sleeve (offside) complete	39	38
29-5273	.. Front Fork Shaft	39	38
29-5283	.. Front Fork Shaft Plug	39	38
29-5285	.. Front Fork Spring	39	38
29-5286	.. Front Fork Bottom Yoke complete	39	38
29-5289	.. Front Fork Bottom Yoke Bolt	39	38
29-5290	.. Steering Stem Adjusting Sleeve	39	38
29-5291	.. Steering Stem Adjusting Sleeve Cap	39	38
29-5292	.. Front Fork Top Yoke	39	38
29-5293	.. Front Fork End Bolt (nearside)	39	38
29-5294	.. Fork Sliding Tube (nearside)	39	38
29-5303	.. Fork Sliding Tube (offside) complete	39	38
29-5307	.. Front Fork Top Bearing	39	38
29-5308	.. Front Fork Bottom Bearing	39	38
29-5310	.. Front Fork Oil Seal Holder complete	39	38
29-5313	.. Front Fork Oil Seal	39	38
29-5314	.. Front Fork Spring	39	38
29-5315	.. Top Yoke Clip Bolt Nut	39	38
29-5320	.. Front Fork Top Bearing Circlip	39	38
29-5322	.. Sealing Tape	not illust'd	38
29-5553	.. Rear Wheel Rim (W.M.1-19)	45	44
29-5553	.. Front Wheel Rim (W.M.1-19)	41	40
29-5554	.. Rear Wheel Rim (W.M.1-20)	45	44
29-5554	.. Front Wheel Rim (W.M.1-20)	41	40
29-5690	.. Front Hub Spindle Distance Piece	41	40
29-5700	.. Front Hub Cone (fixed)	41	40
29-5700	.. Rear Hub Cone	45	44
29-5701	.. Front Hub Cup	41	40
29-5701	.. Rear Hub Cup	45	44
29-5702	.. Rear Hub Adjusting Cone	not illust'd	44
29-5710	.. Front Hub Felt Retaining Cup	41	40
29-5710	.. Rear Hub Felt Retaining Cup	45	44
29-5715	.. Hub Felt Retaining Washer (rear)	45	44

No.	DESCRIPTION.	Page illustrated.	Page described.
29-5715	.. Hub Felt Retaining Washer (front)	41	40
29-5717	.. Front Wheel complete (less brake and tyre) with W.M.1-19 rim	<i>not illust'd</i>	40
29-5718	.. Front Wheel complete (less brake and tyre) with W.M.1-20 rim	<i>not illust'd</i>	40
29-5724	.. Front Wheel complete with bearings	41	40
29-5728	.. Front Brake Cover Plate with fixed fittings	43	42
29-5733	.. Front Hub Spindle	41	40
29-5737	.. Speedometer Drive	43	42
29-5738	.. Speedometer Drive	43 47	42 46
29-5747	.. Front Hub Barrel Cap (required when speedometer is not fitted)	43	42
29-5766	.. Rear Hub Cover plate with fixed fittings	47	46
29-5770	.. Front Wheel complete (less brake and tyre) with W.M.1-29 rim	<i>not illust'd</i>	40
29-5771	.. Front Wheel complete (less brake and tyre) with W.M.1-20 rim	<i>not illust'd</i>	40
29-5772	.. Front Wheel Spoke (right-hand)	41	40
29-5776	.. Rear Wheel Rim (W.M.1-19)	45	44
29-5776	.. Front Wheel Rim (W.M.1-19)	41	40
29-5777	.. Rear Wheel Rim (W.M.1-20)	45	44
29-5777	.. Front Wheel Rim (W.M.1-20)	41	40
29-5791	.. Rear Hub Spindle	45	44
29-5792	.. Speedometer Drive Nut	47	46
29-5825	.. Front Hub complete with bearings	41	40
29-5832	.. Front Hub Cup	41	40
29-5833	.. Front Hub Cone (adjusting)	41	40
29-5834	.. Front Hub Cone (fixed)	41	40
29-5835	.. Front Hub Spindle Sleeve	41	40
29-5836	.. Front Hub Spindle Distance Piece	41	40
29-5838	.. Front Hub Spindle	41	40
29-5839	.. Front Hub Spindle Nut	41	40
29-5840	.. Hub Felt Washer Retaining Cup	41	40
29-5841	.. Hub Felt Retaining Cap Washer	41	40
29-5842	.. Front Hub Cone Locknut	41	40
29-5843	.. Front Brake Cover-Plate with fixed fittings	43	42
29-5846	.. Front Wheel Spoke (right-hand)	41	40
29-5871	.. Front Brake Cable Toggle End	65 71	64 70
29-5905	.. Rear Hub Oil Retaining Washer	45	44
29-5905	.. Front Hub Oil Retaining Washer	41	40
29-6110	.. Rear Brake Anchor Bolt	47	46
29-6151	.. Rear Hub Spindle	45	44
29-6153	.. Rear Hub Adjusting Cone	45	44
29-6153	.. Front Hub Adjusting Cone	41	40
29-6156	.. Rear Wheel complete (less brake and tyre)	<i>not illust'd</i>	76
29-6158	.. Rear Hub Shell complete with bearings	45	44
29-6161	.. Rear Wheel complete (less brake and tyre) with W.M.1-19 rim	<i>not illust'd</i>	44
29-6162	.. Rear Wheel complete (less brake and tyre) with W.M.1-20 rim	<i>not illust'd</i>	44
29-6170	.. Rear Wheel complete (less brake and tyre) with W.M.1-19 rim	<i>not illust'd</i>	44
29-6175	.. Rear Wheel complete less (brake and tyre) with W.M.1-20 rim	<i>not illust'd</i>	44
29-6181	.. Rear Hub Shell complete with bearings	45	44
29-6186	.. Rear Hub Chainwheel	45	44
29-6187	.. Rear Hub Flange and Chainwheel Bolt	45	44
29-6188	.. Hub Flange and Chainwheel Bolt Lockstrip	45	44
29-6270	.. Rear Hub Cover Plate with fixed fittings	47	46
29-6545	.. Front Mudguard with fixed fittings	49	48
29-6551	.. Front Mudguard with fixed fittings	49	48
29-6552	.. Front Mudguard Bottom Stay	49	48
29-6553	.. Front Mudguard Top Stay	49	48
29-6554	.. Front Mudguard Support Bridge	49	48
29-6865	.. Rear Mudguard with rivetted fittings	51	50
29-6869	.. Rear Mudguard Tail with bridge	51	50
29-6870	.. Lifting Handle and Mudguard Stay	51	50
29-6871	.. Rear Mudguard Bottom Stay (right-hand)	51	50
29-6872	.. Rear Mudguard Bottom Stay (left-hand)	51	50
29-6875	.. Front Stay (right-hand)	51	50
29-6876	.. Front Stay (left-hand)	51	50
29-6881	.. Lifting Handle and Mudguard Stay	51	50
29-6882	.. Rear Mudguard Bottom Stay (left-hand)	51	50

No.	DESCRIPTION.	Page illustrated.	Page described.
29-6883	.. Front Stay (left-hand)	51	50
29-6885	.. Rear Number Plate	51	50
29-7025	.. Carrier complete	35	34
29-7327	.. Rear Brake Pedal Return Spring	55	54
29-7328	.. Rear Brake Rod Bush	55	54
29-7360	.. Rear Brake Operating Lever with stud	47	46
29-7362	.. Rear Brake Operating Lever	55	54
29-7363	.. Rear Brake Pedal	55	54
29-7365	.. Rear Brake Rod with toggle end	55	54
29-7368	.. Rear Brake Adjusting Nut	55	54
29-7388	.. Rear Brake Pedal Shaft	55	54
29-7504	.. Footrest Distance Tube (left-hand) (engine plate)	55	54
29-7529	.. Footrest Rod (right-hand)	55	54
29-7530	.. Footrest Distance Tube (right-hand)	55	54
29-7531	.. Footrest Distance Tube (left-hand) (front chaincase)	55	54
29-7532	.. Footrest Distance Tube (left-hand)	55	54
29-7534	.. Footrest Rod Brake Pedal Stop Plate	55	54
29-7540	.. Footrest Rod Brake Pedal Stop Plate	not illust'd	76
29-7544	.. Footrest Rod (left-hand)	55	54
29-7545	.. Footrest Distance Tube (left-hand) (chaincase and engine plate)	55	54
29-7549	.. Footrest Bracket (offside)	55	54
29-7550	.. Footrest Bracket (nearside)	55	54
29-7551	.. Footrest Rubber	55	54
29-7558	.. Pillion Footrest Assembly (offside)	57	56
29-7559	.. Pillion Footrest Assembly (nearside)	57	56
29-7560	.. Pillion Footrest Anchor Bolt	57	56
29-7561	.. Pillion Footrest with stiffening piece	57	56
29-7564	.. Pillion Footrest Swivel Bolt	57	56
29-7565	.. Pillion Footrest Anchor Bolt Distance Piece	57	56
29-7605	.. Legshield complete assembly	77	76
29-7606	.. Legshield Bottom Support Strip	77	76
29-7607	.. Legshield Bottom Bracket (offside)	77	76
29-7608	.. Legshield Bottom Bracket (nearside)	77	76
29-7609	.. Legshield Top Support Bar complete	77	76
29-7611	.. Legshield Distributor Shield	77	76
29-7613	.. Legshield (left-hand)	77	76
29-7614	.. Legshield (right-hand)	77	76
29-7868	.. Knee Grip Plate (left-hand)	61	60
29-7869	.. Knee Grip Plate (right-hand)	61	60
29-7886	.. Petrol Pipe complete with unions and nuts	61	60
29-7890	.. Petrol Pipe complete	not illust'd	78
29-7891	.. Petrol Pipe only	not illust'd	78
29-7898	.. Petrol Tank Filter Cap (quick release type)	61	60
29-7903	.. Petrol Tank	61	60
29-7904	.. Petrol Tank	not illust'd	78
29-7906	.. Grub Screw for filling in petrol tank badge holes	not illust'd	78
29-7910	.. Tank Badges (left-hand and right-hand)	61	60
29-7920	.. Petrol Tank	61	60
29-7932	.. Petrol Pipe complete with unions and nuts	61	60
29-7943	.. Crankcase Oil Pipe with nipple	63	62
29-7946	.. Oil Tank with fixed fittings	63	62
29-7949	.. Oil Tank Breather Extension Pipe	63	62
29-7958	.. Oil Tank Filler Cap	63	62
29-7961	.. Oil Tank Filler Cap Cork Washer	63	62
29-7962	.. Oil Tank Filter complete	63	62
29-7971	.. Oil Feed Union Washer	63	62
29-7974	.. Oil Feed Pipe with union	63	62
29-7976	.. Oil Return Pipe with union	63	62
29-8060	.. Chaincase Stiffening Washer	59	58
29-8085	.. Chaincase Front with fixed fittings	59	58
29-8087	.. Chaincase Rear with fixed fittings and sliding plate	59	58
29-8322	.. Chainguard with fixed fittings	59	58
29-8325	.. Chainguard with fixed fittings	59	58
29-8658	.. Front Brake Cable and Cover complete	not illust'd	64

No.	DESCRIPTION.	Page illustrated.	Page described.
29-8662	.. Front Brake Cable.. .. .	65	64
29-8663	.. Front Brake Cable Cover.. .. .	65	64
29-8707	.. Throttle Cable and Cover complete	not illust'd	68
29-8740	.. Control Shaft Thrust Washer	25	24
29-8780	.. Exhaust Cable Cover	67	66
29-8810	.. Front Brake Control complete (less cable and cover)	65	64
29-8811	.. Front Brake Control Body	65	64
29-8812	.. Front Brake Control Lever	65	64
29-8813	.. Front Brake Control Lever Screw	65	64
29-8813	.. Clutch Control Lever Screw	65	64
29-8814	.. Front Brake Control Lever Nut	65	64
29-8814	.. Clutch Control Lever Nut	65	64
29-8815	.. Front Brake Cable and Cover complete	not illust'd	64
29-8816	.. Front Brake Cable.. .. .	65	64
29-8817	.. Front Brake Cable Cover	65	64
29-8818	.. Front Brake Control Lever Locking Washer	65	64
29-8818	.. Clutch Control Lever Locking Washer	65	64
29-8820	.. Clutch Control complete (less cable and cover)	65	64
29-8821	.. Clutch Control Body	65	64
29-8822	.. Clutch Cable and Cover complete	not illust'd	64
29-8823	.. Clutch Cable only	65	64
29-8824	.. Clutch Cable Cover	65	64
29-8827	.. Clutch Cable and Cover complete	not illust'd	64
29-8828	.. Clutch Cable only	65	64
29-8829	.. Clutch Cable Cover	65	64
29-8832	.. Clutch Control Lever	65	64
29-9125	.. Toolbox complete	73	72
29-9132	.. Toolbox Lid Fixing Screw	73	72
29-9151	.. Tool Roll complete with tools	not illust'd	72
29-9152	.. Tool Roll complete with tools	not illust'd	72
29-9215	.. Tool Roll only	73	72
29-9220	.. Licence Holder	not illust'd	78
29-9221	.. Licence Holder	75	74
29-9251	.. Dynamo Spanner	73	72
29-9252	.. Tyre Lever	73	72
29-9253	.. Tommy Bar.. .. .	73	72
29-9254	.. Hub Bearing Attachment Spanner	73	72
29-9255	.. Front Hub Cone Spanner	73	72
29-9296	.. Speedometer Clamp Rod complete	75	74
29-9320	.. Speedometer Cable complete	75	74
29-9323	.. Speedometer Cable Clip	75	74
29-9326	.. Speedometer Cable complete	75	74
29-9340	.. Pillion Seat	75	74
30-659	.. Petrol Tank Rear Support Bolt Washer (large)	61	60
30-660	.. Rear Brake Pedal Shaft Washer	not illust'd	54
30-660	.. Petrol Tank Rear Support Bolt Washer (small)	61	60
30-729	.. Front Chaincase Sealing Washer	not illust'd	54
31-103	.. Valve Stem Cap (exhaust)	9	8
31-106	.. Valve Spring (outer)	9	8
31-108	.. Valve Spring (inner)	9	8
31-111	.. Valve Spring Collar	9	8
31-212	.. Crankcase Connecting Stud (top) Rear	13	12
31-222	.. Crankcase Scavenge Cover Stud.. .. .	13	12
31-298	.. Crankpin Nut	13	12
31-300	.. Crankpin Nut Locking Washer	13	12
31-424	.. Clutch Operating Spindle Locking Washer	25	24
31-4070	.. Front Down Tube and Chainstay Distance Washer	not illust'd	32
31-8430	.. Air Release Adaptor Washer	13	12
33-4089	.. Saddle Front Fixing Bolt	31	30
33-4160	.. Sidecar Chainstay Lug Stud	not illust'd	32
33-5544	.. Rear Brake Fulcrum Pin.. .. .	47	46
33-5544	.. Front Brake Fulcrum Pin	43	42
33-5545	.. Rear Brake Fulcrum Pin Serrated Washer	47	46
33-5545	.. Front Brake Fulcrum Pin Serrated Washer	43	42

No.	DESCRIPTION.	Page illustrated.	Page described.
33-8136	.. Pillion Footrest Spindle (left-hand)	57	56
35-698	.. Valve Rocker Trunnion Nut Split Pin	11	10
35-701	.. Exhaust Lifter Split Pin	11	10
35-705	.. Gear Control Link Split Pin	not illust'd	26
35-706	.. Rear Brake Anchor Strap Split Pin	not illust'd	54
35-707	.. Petrol Tank Filler Cap Split Pin	not illust'd	60
35-707	.. Oil Tank Filler Cap Split Pin	not illust'd	62
35-710	.. Steering Damper Split Pin	not illust'd	36
35-722	.. Pillion Footrest Spindle Split Pin (left-hand)	not illust'd	56
35-1086	.. Cylinder Head Bolt (short)	9	8
35-5016	.. Chainstay Bridge Tube Grease Nipple	33	32
35-5016	.. Central Stand Grease Nipple	35	34
35-5864	.. Gearbox Connecting Bolt Serrated Washer	31	30
35-6432	.. Front Brake Shoe Lining	43	42
35-6432	.. Rear Brake Shoe Lining	47	46
35-6436	.. Front Brake Shoe Rivet	not illust'd	42
35-6436	.. Rear Brake Shoe Rivet	not illust'd	46
35-6440	.. Front Brake Shoe Spring	43	42
35-6440	.. Rear Brake Shoe Spring	47	46
35-7600	.. Dynamo Spanner	73	72
35-9235	.. Front Brake Shoe with lining (left-hand)	43	42
35-9235	.. Front Brake Shoe with lining (right-hand)	43	42
35-9235	.. Rear Brake Shoe with lining (right-hand)	47	46
35-9235	.. Rear Brake Shoe with lining (left-hand)	47	46
36-11	.. Cylinder Head Bolt	9	8
36-382	.. Cylinder Head Shakeproof Washer	} various	
36-382	.. Carburetter Stud Shakeproof Washer		
36-399	.. Cylinder Head Nut Washer	not illust'd	8
36-481	.. Valve Rocker Spindle Nut Washer	not illust'd	10
36-3528	.. Idler Pinion Spindle Thrust Washer	15	14
36-3528	.. Front Hub Distance Piece Washer	41	40
36-4140	.. Petrol Tank Rear Support Rubber (top)	61	60
36-4140	.. Petrol Tank Rear Support Rubber (bottom)	61	60
65-37	.. Cylinder Valve Guide (inlet)	9	8
65-37	.. Cylinder Valve Guide (exhaust)	9	8
65-42	.. Inlet and Exhaust Valve Tappet Guide	17	16
65-73	.. Carburetter Flange Stud	not illust'd	76
65-93	.. Cylinder Head Washer	9	8
65-95	.. Sparking Plug	9	8
65-109	.. Valve Rocker Cover Bolt	9	8
65-208	.. Cylinder Exhaust Valve	9	8
65-209	.. Valve Stem Cap (inlet)	9	8
65-213	.. Sparking Plug Waterproof Cover	9	8
65-292	.. Mudguard and Saddle Spring Fixing Bolt	33	32
65-306	.. Valve Rocker Oil Feed Pipe Union Screw	9	8
65-311	.. Valve Rocker Spindle Nut	11	10
65-387	.. Exhaust Lifter Bush	11	10
65-401	.. Exhaust Lifter Spindle Felt Washer	11	10
65-402	.. Exhaust Lifter Spindle Washer	not illust'd	10
65-403	.. Exhaust Lifter Spindle Spring	11	10
65-405	.. Piston only	11	10
65-437	.. Gudgeon Pin	11	10
65-438	.. Gudgeon Pin Retaining Ring	11 73	10 72
65-440	.. Gudgeon Pin	11	10
65-441	.. Gudgeon Pin Bush	13	12
65-441	.. Cam Pinion Bush	15	14
65-443	.. Connecting Rod, complete with bush	13	12
65-479	.. Crankpin Oil Hole Plug Screw	13	12
65-554	.. Flywheel (gear side), with engine shaft assembled	15	14
65-572	.. Flywheel (gears side) (steel)	not illust'd	14
65-574	.. Flywheel (drive side) (steel) with engine shaft assembled	not illust'd	14
65-691	.. Timing Pinion Nut	15	14
65-692	.. Timing Pinion	15	14
65-693	.. Timing Pinion Key	15	14
65-695	.. Engine Shaft Locking Washer	not illust'd	14

No.	DESCRIPTION.	Page illustrated.	Page described.
65-695	Footrest Rod Shakeproof Washer	not illust'd ..	54
65-703	Piston only	11 ..	10
65-730	Piston Scraper Ring	11 ..	10
65-735	Piston Scraper Ring	11 ..	10
65-744	Piston Ring	11 ..	10
65-758	Piston complete with gudgeon pin, rings and retaining springs ..	not illust'd ..	10
65-885	Push Rod End (bottom)	17 ..	16
65-930	Push Rod Cover Tube Stud Nut	17 ..	16
65-1062	Cylinder Barrel	9 ..	8
65-1080	Push Rod Cover Tube	17 ..	16
65-1082	Push Rod Gland Nut	17 ..	16
65-1084	Push Rod complete with ends	17 ..	16
65-1100	Exhaust Valve Rocker	11 ..	10
65-1102	Inlet Valve Rocker complete with ball ends	11 ..	10
65-1110	Cylinder Exhaust Valve	9 ..	8
65-1111	Cylinder Inlet Valve	9 ..	8
65-1117	Valve Rocker Spindle Spring	11 ..	10
65-1118	Valve Rocker Spindle Spring Washer	11 ..	10
65-1119	Valve Rocker Oil Feed Pipe	9 ..	8
65-1123	Flywheel (drive side), with engine shaft assembled	15 ..	14
65-1125	Flywheel (gear side), with engine shaft assembled	15 ..	14
65-1128	Engine Shaft (drive side)	15 ..	14
65-1129	Engine Shaft (gear side)	15 ..	14
65-1137	Exhaust Lifter	11 ..	10
65-1142	Valve Rocker Inspection Cover	9 ..	8
65-1143	Valve Rocker Inspection Cover Washer	9 ..	8
65-1144	Cylinder Valve Guide (exhaust)	9 ..	8
65-1145	Cylinder Valve Guide (inlet)	9 ..	8
65-1146	Valve Spring (inner)	9 ..	8
65-1147	Valve Spring (outer)	9 ..	8
65-1148	Valve Spring Cup	9 ..	8
65-1149	Valve Spring Collar	9 ..	8
65-1153	Engine Steady Stay complete	11 ..	10
65-1156	Cylinder Head, with valve guides and studs	9 ..	8
65-1159	Cylinder Head Cover (inlet)	9 ..	8
65-1160	Cylinder Head Cover (exhaust)	9 ..	8
65-1161	Valve Rocker Fulcrum Pin	11 ..	10
65-1162	Carburetter Joint Washer (paper)	9 ..	8
65-1163	Carburetter Joint Packing Washer	9 ..	8
65-1164	Cylinder Head Cover Washer (paper)	9 ..	8
65-1165	Exhaust Lifter Spindle	11 ..	10
65-1166	Cylinder Head Cover Screw	9 ..	8
65-1215	Oil Return Pipe complete	11 ..	10
65-2045	Crankcase Bearing (drive side)	11 ..	10
65-2048	Engine Shaft Distance Collar	15 ..	14
65-2052	Engine Shaft Bush (gear side)	11 ..	10
65-2055	Oil Flinger (drive side)	15 ..	14
65-2060	Crankcase Oil Pipe Connection (rubber)	63 ..	62
65-2067	Oil Pipe Connection Rubber Tube Clip	63 ..	62
65-2068	Oil Pipe Clip Inner Strip	63 ..	62
65-2152	Gearbox Inner Cover Stud	21 ..	20
65-2157	Timing Cover Screw (long)	13 ..	12
65-2158	Timing Cover Screw (short)	13 ..	12
65-2162	Gearbox Outer Cover Screw	21 ..	20
65-2188	Oil Valve Spring Retaining Screw	13 ..	12
65-2240	Crankcase Bearing Spring Ring	13 ..	12
65-2252	Crankcase Oil Pipe Adaptor	13 ..	12
65-2316	Magdyno Pinion Oil Seal	15 ..	14
65-2334	Magdyno Driving Pinion	15 ..	14
65-2335	Idle Pinion Spindle	15 ..	14
65-2336	Idle Pinion Spindle Bush	15 ..	14
65-2352	Dynamo Strap Eye Plug (plain)	15 ..	14
65-2352	Battery Carrier Swivel Block (plain)	35 ..	34
65-2353	Dynamo Strap Eye Plug (threaded)	15 ..	14

No.	DESCRIPTION.	Page illustrated.	Page described.
65-2353	.. Battery Carrier Swivel Block (threaded)	35	34
65-2420	.. Inlet and Exhaust Cam Pinion complete with bush ..	15	14
65-2425	.. Cam Pinion Spindle	15	14
65-2430	.. Engine Sprocket (15T.) (special requirements) ..	15	14
65-2431	.. Cush Drive Sliding Sleeve	15	14
65-2520	.. Cush Drive Bearing Nut	15	14
65-2521	.. Cush Drive Bearing Nut Locking Washer	15	14
65-2523	.. Cush Drive Bearing	15	14
65-2534	.. Cush Drive Bearing	15	14
65-2578	.. Oil Pump Driving Spindle	17	16
65-2579	.. Oil Pump Driving Spindle Retaining Pin	17	16
65-2596	.. Oil Pump Body	17	16
65-2598	.. Oil Pump Top Plate	17	16
65-2599	.. Oil Pump Scavenge Gear	17	16
65-2600	.. Oil Pump Feed Gear (driven)	17	16
65-2601	.. Oil Pump Feed Gear (driving)	17	16
65-2603	.. Control Shaft Retaining Pin	25	24
65-2603	.. Oil Pump Driving Spindle Retaining Pin	17	16
65-2604	.. Oil Pump Fixing Bolt	17	16
65-2606	.. Oil Pump Top Plate Washer	17	16
65-2611	.. Crankcase Scavenge Cover	13	12
65-2612	.. Crankcase Scavenge Cover Washer	13	12
65-2618	.. Oil Pump and Crankcase Joint Washer	17	16
65-2619	.. Oil Pump complete	not illust'd	16
65-2623	.. Oil Pump Filter	17	16
65-2625	.. Oil Pump Bottom Plate complete	17	16
65-2687	.. Exhaust Pipe complete	19	18
65-2690	.. Exhaust Pipe complete	19	18
65-2704	.. Exhaust Pipe Legshield	19	18
65-2754	.. Silencer complete	19	18
65-2760	.. Silencer complete	19	18
65-2850	.. Crankcase Shield complete	19	18
65-3023	.. Gearbox Cover Joint Washer (inner)	21	20
65-3062	.. Gearbox Outer Cover Screw (long)	21	20
65-3063	.. Gearbox Outer Cover Screw (top)	21	20
65-3097	.. Pinion Sleeve Bush	21	20
65-3098	.. Pinion Sleeve Thrust Washer (phosphor bronze) ..	21	20
65-3113	.. Layshaft Thrust Washer	23	22
65-3116	.. Kickstarter Quadrant Bush (phosphor bronze) ..	23	22
65-3116	.. Mainshaft Bush (inner cover)	21	20
65-3131	.. Dog Clutch (high and low gear)	21	20
65-3135	.. Kickstarter Crank Spring	23	22
65-3137	.. Gear Control Quadrant	25	24
65-3139	.. Kickstarter Ratchet Pinion Sleeve Nut	23	22
65-3140	.. Kickstarter Ratchet Pinion Sleeve Locking Washer ..	23	22
65-3155	.. Control Shaft and Forks complete	25	24
65-3156	.. Gear Control Shaft	25	24
65-3160	.. Clutch Control Lever	25	24
65-3162	.. Clutch Control Lever Fulcrum Pin	25	24
65-3169	.. Gear Indicating Plate Peg	27	26
65-3171	.. Footchange Operating Pedal	27	26
65-3173	.. Pinion Sleeve with bushes	21	20
65-3212	.. Kickstarter Crank Rubber	23	22
65-3283	.. Kickstarter Ratchet Pinion	23	22
65-3292	.. Gear Operating Fork	25	24
65-3296	.. Kickstarter Return Stop Plate	23	22
65-3336	.. Gear Control Shaft Bush	25	24
65-3344	.. Gearbox Inner Cover with fixed fittings	21	20
65-3346	.. Gearbox Outer Cover with fixed fittings	21	20
65-3353	.. Kickstarter Quadrant with bush	not illust'd	22
65-3354	.. Kickstarter Oil Seal	23	22
65-3355	.. Gearbox Cover Joint Washer (outer)	21	20
65-3356	.. Gearbox Outer Cover Screw (long)	21	20
65-3357	.. Gearbox Outer Cover Screw	21	20

No.	DESCRIPTION.	Page illustrated.	Page described.
65-3358	Kickstarter Quadrant Bush	23	22
65-3359	Kickstarter Quadrant Bush (outer cover)	23	22
65-3360	Clutch Push Rod Lever	29	28
65-3361	Operating Pedal Clamp Bolt	27	26
65-3364	Oil Filler Plug	25	24
65-3364	Oil Tank Filler Cap	—	62
65-3365	Oil Filler Plug Washer	25	24
65-3365	Oil Tank Filler Cap Washer	—	62
65-3367	Speedometer Driven Gear	25	24
65-3369	Speedometer Driven Gear Bush Screw	25	24
65-3370	Gearbox Sprocket (18T.)	23	22
65-3371	Mainshaft Shim	21	20
65-3372	Mainshaft Oil Seal Ring	21	20
65-3375	Speedometer Driven Gear Thrust Washer	25	24
65-3377	Speedometer Pinion Bush	25	24
65-3380	Footchange Operating Pedal	27	26
65-3381	Kickstarter Crank	23	22
65-3382	Gearbox Mainshaft	21	20
65-3383	Clutch Control Lever complete	25	24
65-3386	Gearbox Layshaft	23	22
65-3388	Layshaft Gear (18T. and 21T.)	23	22
65-3389	Gearbox Layshaft Bush	23	22
65-3390	Speedometer Driven Gear Bush	25	24
65-3391	Speedometer Driven Gear Bush Nut	25	24
65-3392	Speedometer Driven Gear Bush Washer	25	24
65-3393	Gearbox Shell complete with fixed fittings	21	20
65-3394	Gearbox Shell only	not illust'd	20
65-3397	Kickstarter Crank Rubber	23	22
65-3398	Gearbox Sprocket (15T.)	23	22
65-3400	Speedometer Driven Gear Bush Screw	25	24
65-3401	Gearbox Layshaft	23	22
65-3402	Speedometer Driven Gear	25	24
65-3403	Clutch Push Rod Adjusting Screw complete	29	28
65-3475	Mainshaft 1st Gear and Kickstarter Ratchet	21	20
65-3478	Layshaft 2nd Gear Pinion Bush	23	22
65-3478	Mainshaft 3rd Gear Pinion Bush	21	20
65-3479	Layshaft 1st Gear Pinion Bush	23	22
65-3492	Mainshaft 2nd Gear (21T.)	21	20
65-3494	Layshaft 2nd Gear Pinion (26T.) with Bush	23	22
65-3494	Mainshaft 3rd Gear Pinion (26T.) with Bush	21	20
65-3496	Layshaft 1st Gear Pinion (30T.) with Bush	not illust'd	22
65-3816	Clutch Sleeve Plate	29	28
65-3822	Mainshaft Nut Locking Washer	21	20
65-3823	Mainshaft Nut	21	20
65-3824	Clutch Driven Plate	29	28
65-3825	Clutch Driving Plate complete with inserts	29	28
65-3828	Clutch Actuating Cap with button	29	28
65-3830	Clutch Spring Cup	29	28
65-3831	Clutch Spring	29	28
65-3833	Clutch Sleeve Collar	29	28
65-3834	Gearbox and Chaincase Oil Retaining Washer	29	28
65-3857	Clutch Driving Plate complete with inserts	29	28
65-3910	Chainwheel Ball Retaining Ring	29	28
65-3911	Clutch Ballrace Inner Ring	29	28
65-3912	Chainwheel Ballrace Ring	29	28
65-3913	Clutch Sleeve	29	28
65-3914	Clutch Centre with Studs	29	28
65-3919	Clutch Chainwheel with Ballrace Ring and inserts	29	28
65-3922	Clutch Chainwheel with Ballrace Ring and inserts	29	28
65-3930	Clutch Sleeve	29	28
65-4184	Gearbox Adjusting Screw	33	32
65-4185	Seat Tube and Gearbox Plate Bolt	31	30
65-4189	Gearbox Connecting Bolt Serrated Washer	31	30
65-4190	Gearbox Connecting Bolt	31	30
65-4429	Engine Plate (front)	31	30
65-4431	Engine Plate Cover (front)	31	30

No.	DESCRIPTION.	Page illustrated.	Page described
65-4440	.. Gearbox Engine Plate (right-hand)	31	30
65-4441	.. Gearbox Engine Plate (left-hand)	31	30
65-4442	.. Engine Plate and Chainstay Distance Piece	31	30
65-4460	.. Frame Front (less sidecar lugs)	31	30
65-4465	.. Ball Head Cup	31	30
65-4610	.. Chainstay and Backstay complete (solo)	33	32
65-4667	.. Battery Carrier	35	34
65-4668	.. Battery Carrier Bracket	35	34
65-4727	.. Central Stand Spring	35	34
65-4728	.. Central Stand Stud	35	34
65-4730	.. Central Stand complete	35	34
65-4811	.. Footrest Distance Tube	55	54
65-4887	.. Pillion Footrest Assembly (offside)	57	56
65-4888	.. Pillion Footrest Assembly (nearside)	57	56
65-4890	.. Footrest Bracket (offside)	55	54
65-4891	.. Footrest Bracket (nearside)	55	54
65-4894	.. Pillion Footrest Anchor Bolt (offside)	57	56
65-4895	.. Pillion Footrest Anchor Bolt (nearside)	57	56
65-4939	.. Handlebar	35	34
65-4940	.. Handlebar	not illust'd	78
65-4955	.. Handlebar with End Plugs	35	34
65-5078	.. Ball Head Clip Yoke Bush	37	36
65-5078	.. Front Fork Middle Yoke Bush	37	36
65-5078	.. Steering Stem Yoke Bush	37	36
65-5079	.. Ball Head Clip Yoke with Bushes	37	36
65-5081	.. Ball Head Clip	37	36
65-5084	.. Ball Head Clip Bolt	37	36
65-5085	.. Ball Head Clip Screw	37	36
65-5086	.. Clip Yoke Bolt Sleeve Locknut	37	36
65-5090	.. Front Fork Bottom Link (right-hand)	37	36
65-5100	.. Ball Head Clip Yoke Bolt Sleeve	37	36
65-5112	.. Front Fork Link Bolt Star Washer	37	36
65-5126	.. Steering Head Ballrace Cone (top)	37	36
65-5127	.. Steering Head Ballrace Cone (bottom)	37	36
65-5164	.. Front Fork Link Bolt complete with Wingnut	37	36
65-5166	.. Front Fork Link Bolt Retaining Ring (large)	37	36
65-5192	.. Front Fork Spring	39	38
65-5199	.. Front Fork Spring Stop	39	38
65-5202	.. Steering Stem and Yoke complete	37	36
65-5220	.. Front Fork Assembled	not illust'd	36
65-5224	.. Front Fork	37	36
65-5295	.. Front Fork End Bolt (nearside)	39	38
65-5319	.. Steering Head Ballrace Cone (top)	37	36
65-5320	.. Steering Head Ballrace Cone (bottom)	37	36
65-5321	.. Steering Head Dust Cap	37	36
65-5322	.. Steering Damper Adjusting Rod complete	37	36
65-5327	.. Steering Damper Anchor Plate Stud	37	36
65-5328	.. Steering Damper Centre	37	36
65-5329	.. Steering Stem Adjusting Sleeve	39	38
65-5330	.. Steering Stem Adjusting Sleeve Cap	39	38
65-5331	.. Front Fork Tube Nut	39	38
65-5332	.. Front Fork Tube Nut Washer	not illust'd	38
65-5333	.. Handlebar Clip	39	38
65-5334	.. Handlebar Clip Bolt	39	38
65-5340	.. Front Fork Assembled	not illust'd	36
65-5341	.. Fork Outer Sleeve (nearside) complete	39	38
65-5343	.. Fork Outer Sleeve (offside) complete	39	38
65-5352	.. Front Fork Shaft	39	38
65-5353	.. Front Fork Bottom Yoke complete	39	38
65-5355	.. Front Fork Top Yoke	39	38
65-5356	.. Pivot Stud for Front Stand	37	36
65-5360	.. Fork Sliding Tube (nearside) complete	39	38
65-5362	.. Fork Sliding Tube (offside) complete	39	38
65-5537	.. Front Wheel Spoke (left-hand)	41	40

No.	DESCRIPTION.	Page illustrated.	Page described.
65-5539	Front Wheel complete less brake and tyre	not illust'd ..	76
65-5662	Front Brake Anchor Strap	43 ..	42
65-5663	Front Brake Anchor Lug Bolt	39 ..	38
65-5667	Front Brake Operating Lever	43 ..	42
65-5670	Rear Hub Adjusting Sleeve	45 ..	44
65-5673	Rear Brake Cam	47 ..	46
65-5673	Front Brake Cam	43 ..	42
65-5674	Front Brake Cam Bearing Oil Hole Clip	43 ..	42
65-5674	Rear Brake Cam Bearing Oil Hole Clip	47 ..	46
65-5832	Rear Hub Distance Piece	45 ..	44
65-5870	Front Wheel complete (less brake and tyre), W.M.2-19 Rim ..	not illust'd ..	40
65-5871	Front Wheel Rim (W.M.2-19)	41 ..	40
65-5872	Front Wheel Spoke (left-hand)	41 ..	40
65-5873	Rear Wheel Spoke (right-hand)	45 ..	44
65-5876	Front Hub, complete with bearings	41 ..	40
65-5883	Front Hub Bearing	41 ..	40
65-5884	Front Hub Bearing Sleeve Thrust Washer	41 ..	40
65-5885	Front Hub Bearing Sleeve Retaining Ring	41 ..	40
65-5886	Front Hub Felt Washer	41 ..	40
65-5887	Front Hub Felt Washer Retaining Ring (left-hand) ..	41 ..	40
65-5888	Front Hub Felt Washer Retaining Cup	41 ..	40
65-5889	Front Hub Spindle Sleeve	41 ..	40
65-5890	Front Hub Distance Collar	41 ..	40
65-5891	Front Hub Distance Piece	41 ..	40
65-5892	Front Hub Spindle Distance Piece	41 ..	40
65-5893	Front Brake Cover Plate Nut	43 ..	42
65-5894	Front Hub Spindle	41 ..	40
65-5895	Front Brake Cover Plate, with fixed fittings	43 ..	42
65-5895/3	Front Brake Cover Plate, with fixed fittings	43 ..	43
65-5899	Front Brake Fulcrum Pin	43 ..	42
65-5899	Rear Brake Fulcrum Pin	47 ..	46
65-5901	Rear Brake Shoe, with lining, (left-hand)	47 ..	46
65-5901	Rear Brake Shoe, with lining, (right-hand)	47 ..	46
65-5901	Front Brake Shoe, with lining, (right-hand)	43 ..	42
65-5901	Front Brake Shoe, with lining (left-hand)	43 ..	42
65-5903	Rear Brake Shoe Lining	47 ..	46
65-5903	Front Brake Shoe Lining	43 ..	42
65-5904	Rear Brake Shoe Spring	47 ..	46
65-5904	Front Brake Shoe Spring	43 ..	42
65-5905	Rear Brake Cam	47 ..	46
65-5906	Front Brake Cam	43 ..	42
65-5907	Front Brake Operating Lever	43 ..	42
65-5910	Front Wheel Spoke (right-hand)	41 ..	40
65-5915	Front Wheel, complete less brake and tyre (W.M.1-21 rim) ..	not illust'd ..	40
65-5916	Front Wheel Rim W.M.1-21	41 ..	40
65-6027	Rear Wheel Spoke (left-hand)	45 ..	44
65-6133	Rear Hub Spindle Nut	45 ..	44
65-6137	Rear Hub Spindle Nut Washer	45 ..	44
65-6161	Rear Hub Spindle	45 ..	44
65-6250	Rear Hub Shell, complete with bearings	45 ..	44
65-6261	Rear Wheel, complete (less brake and tyre)	not illust'd ..	44
65-6263	Rear Wheel Rim W.M.2-19	45 ..	44
65-6266	Rear Wheel complete (less brake and tyre)	not illust'd ..	44
65-6267	Rear Wheel Rim W.M.2-19	45 ..	44
65-6274	Rear Brake Screw Swivel Pin	47 ..	46
65-6275	Rear Brake Anchor Strap	55 ..	54
65-6276	Rear Hub Cover Plate with fixed fittings	47 ..	46
65-6276/3	Rear Hub Cover Plate with fixed fittings	47 ..	46
65-6279	Rear Brake Operating Lever	47 ..	46
65-6281	Rear Brake Anchor Strap	55 ..	54
65-6512	Front Mudguard Stay	49 ..	48
65-6569	Front Mudguard with fixed fittings	49 ..	48
65-6576	Front Number Plate	49 ..	48

No.	DESCRIPTION.	Page illustrated.	Page described.
65-6580	Front Mudguard Top Stay	49	48
65-6581	Front Mudguard Support Bridge	49	48
65-6582	Front Stand complete	35	34
65-6591	Front Mudguard with fixed fittings	49	48
65-6591/3	Front Mudguard with fixed fittings	49	48
65-6592	Front Mudguard Support Bridge	49	48
65-6593	Front Mudguard Top Stay	49	48
65-6593/3	Front Mudguard Top Stay	49	48
65-6597	Front Mudguard Bottom Stay	49	48
65-6597/3	Front Mudguard Bottom Stay	49	48
65-6598	Mudguard Stay Fork End Distance Piece	49	48
65-6770	Mudguard Backstay Bridge Bracket complete	51	50
65-6771	Rear Mudguard Backstay Bridge Bracket	51	50
65-6772	Rear Mudguard Backstay Bridge Strip	51	50
65-6794	Lifting Stay and Mudguard Support Stud	51	50
65-6835	Rear Mudguard with rivetted fittings	51	50
65-6836	Rear Mudguard Tail	51	50
65-6837	Rear Mudguard Upright Stay (right-hand)	53	52
65-6838	Rear Mudguard Upright Stay (left-hand)	53	52
65-6839	Lifting Handle and Mudguard Stay	51	50
65-6840	Rear Mudguard Bottom Stay (right-hand)	51	50
65-6842	Rear Mudguard Bottom Stay (left-hand)	51	50
65-6848/3	Rear Mudguard with fixed fittings	51	50
65-6848	Rear Mudguard with fixed fittings	51	50
65-6850	Rear Mudguard Bottom Distance Collar	53	52
65-6851	Rear Mudguard Upright Stay	53	52
65-6851/3	Rear Mudguard Upright Stay	53	52
65-6852	Lifting Handle and Mudguard Stay	51	50
65-6852/3	Lifting Handle and Mudguard Stay	51	50
65-6854	Rear Number Plate	51	50
65-6897	Carrier complete	35	34
65-7007	Rear Brake Rod with toggle end	55	54
65-7028	Rear Brake Anchor Strap Bracket	55	54
65-7037	Rear Brake Operating Lever Bush	47	46
65-7052	Rear Brake Pedal	55	54
65-7054	Rear Brake Pedal Return Spring	55	54
65-7286	Legshield Top Support Bar and Frame Tube Clip (right-hand)	77	76
65-7287	Legshield Top Support Bar and Frame Tube Clip (left-hand)	77	76
65-7550	Chaincase Securing Bolt	59	58
65-7578	Chaincase (rear) with fixed fittings and sliding plate	59	58
65-7584	Chaincase (front) with fixed fittings	59	58
65-7715	Chainguard with fixed fittings	59	58
65-7718	Chainguard with fixed fittings	59	58
65-7718/3	Chainguard with fixed fittings	59	58
65-8032	Petrol Tank Rear Support Rubber (top)	61	60
65-8033	Petrol Tank Rear Support Rubber (bottom)	61	60
65-8034	Petrol Tank Support Bolt (rear)	61	60
65-8150	Petrol Pipe complete with unions and nuts	61	60
65-8155	Petrol Tank	61	60
65-8314	Knee Grip Rubber (right-hand)	61	60
65-8315	Knee Grip Rubber (left-hand)	61	60
65-8317	Petrol Tank Badge Screw	61	60
65-8318	Knee Grip Plate	61	60
65-8326	Petrol Tank Front Support Bolt	61	60
65-8419	Oil Pipe Nipple	63	62
65-8420	Oil Return Pipe Connection	63	62
65-8421	Oil Pipe Connection Washer (fibre)	63	62
65-8422	Oil Pipe Ferrule	63	62
65-8422	Breather Pipe Connection Ferrule	63	62
65-8424	Oil Pipe Connection Nut	63	62
65-8442	Oil Tank with fixed fittings	63	62
65-8461	Oil Feed Pipe with union	63	62
65-8465	Oil Feed and Scavenge Pipe with nipple	63	62
65-8471	Oil Tank with fixed fittings	63	62
65-8479	Oil Tank with fixed fittings	—	62

No.	DESCRIPTION.	Page illustrated.	Page described.
65-8501	Throttle Twist Grip Control (less cable and cover) ..	69	68
65-8502	Rubber Grip for left-hand bar ..	69	68
65-8503	Twist Grip Rubber Grip ..	69	68
65-8504	Throttle Twist Grip Inner Sleeve and Rotor ..	69	68
65-8505	Throttle Twist Grip Body (top half) ..	69	68
65-8506	Throttle Twist Grip Body (bottom half) ..	69	68
65-8660	Clutch Control Cable complete ..	not illust'd	70
65-8661	Clutch Control Cable ..	71	70
65-8662	Clutch Control Cable Cover ..	71	70
65-8665	Front Brake Control Cable complete ..	not illust'd	70
65-8666	Front Brake Control Cable ..	71	70
65-8667	Front Brake Cable Cover ..	71	70
65-8714	Ignition Control Cable and Cover complete ..	not illust'd	64
65-8715	Ignition Control Cable ..	67	66
65-8716	Ignition Cable Cover ..	67	66
65-8790	Exhaust Lifter Cable and Cover complete ..	not illust'd	70
65-8791	Exhaust Lifter Cable ..	71	70
65-8792	Exhaust Lifter Cable Cover ..	71	70
65-8832	Throttle Cable and Cover complete ..	not illust'd	68
65-8833	Throttle Cable ..	69	68
65-8834	Throttle Cable Cover (long) ..	69	68
65-8835	Throttle Cable Cover (short) ..	69	68
65-8836	Air Control Cable and Cover complete ..	not illust'd	68
65-8837	Air Control Cable ..	69	68
65-8838	Air Cable Cover (long) ..	69	68
65-8839	Air Cable Cover (short) ..	69	68
65-8847	Throttle Cable ..	69	68
65-9021	Toolbox Strap ..	73	72
65-9028	Toolbox Lid Fixing Screw ..	73	72
65-9035	First Aid Box Support Plate ..	not illust'd	78
65-9038	Toolbox complete ..	73	72
65-9071	Tail Lamp Wire Clip ..	75	74
65-9080	Toolbox complete ..	73	72
65-9086	Toolbox complete ..	73	72
65-9089	Toolbox Fixing Clip ..	73	72
65-9101	Speedometer Clamp Rod Nut ..	75	74
65-9102	Speedometer Cable complete ..	75	74
65-9105	Speedometer Clamping Disc Locating Plate ..	75	74
65-9108	Front Brake Cable Securing Clip ..	75	74
65-9110	Front Fork Top Nut Spanner ..	73	72
65-9115	Cylinder Head Bolt Spanner ..	73	72
65-9130	Tappet Feelers complete ..	73	72
65-9132	Tappet Spanner ..	73	72
65-9133	Tappet Adjusting Spanner ..	73	72
65-9138	Tool Roll complete with tools ..	not illust'd	72
65-9186	Transmission Chain (90 links) ..	75	74
65-9188	Transmission Chain (104 links) ..	75	74
66-57	Cylinder Head ..	9	8
66-58	Cylinder Head Washer ..	9	8
66-88	Cylinder Barrel with liner and valve guides ..	9	8
66-92	Cylinder Base Paper Washer ..	9	8
66-93	Cylinder Base Paper Washer ..	9	8
66-98	Engine Steady Stay complete ..	11	10
66-102	Spark Plug Washer ..	9	8
66-115	Cylinder Head Securing Bolt complete ..	9	8
66-127	Carburettor Joint Washer (Hallite) ..	9	8
66-139	Cylinder Valve Guide (exhaust) ..	9	8
66-140	Cylinder Valve Guide (inlet) ..	9	8
66-221	Valve Spring Collar ..	9	8
66-222	Valve Retaining Split Collar ..	9	8
66-235	Cylinder Inlet Valve ..	9	8
66-236	Cylinder Exhaust Valve ..	9	8
66-242	Valve Spring Cover ..	9	8

No.	DESCRIPTION.	Page illustrated.	Page described.
66-243	Valve Spring Cover Washer (oilproof fibre)	9	8
66-480	Connecting Rod complete with bushes	13	12
66-482	Connecting Rod complete with bushes	13	12
66-490	Connecting Rod Big End Bush	13	12
66-491	Gudgeon Pin Bush	13	12
66-492	Gudgeon Pin Bush	13	12
66-506	Crankpin Roller Cage	13	12
66-545	Crankpin	13	12
66-629	Connecting Rod Thrust Washer	13	12
66-630	Connecting Rod Thrust Washer Rivet	not illust'd	12
66-640	Engine Shaft (gear side)	15	14
66-644	Engine Shaft (drive side)	15	14
66-649	Flywheel (drive side) with engine shaft assembled	15	14
66-651	Flywheel (gear side) with engine shaft assembled	15	14
66-660	Engine Shaft Distance Collar	15	14
66-661	Engine Shaft Shim (drive side)	15	14
66-698	Engine Shaft Oil Feed Pipe	15	14
66-705	Flywheel (drive side) with engine shaft assembled	15	14
66-707	Flywheel (gear side) with engine shaft assembled	15	14
66-953	Gudgeon Pin	11	10
66-954	Gudgeon Pin Retaining Ring	11 73	10 72
66-1024	Piston only	11	10
66-1039	Piston only	11	10
66-1090	Piston Ring	11	10
66-1100	Piston Scraper Ring	11	10
66-1190	Piston complete with gudgeon pin, rings and retaining springs	not illust'd	10
66-1198	Piston complete with gudgeon pin, rings and retaining springs	not illust'd	10
66-1341	Push Rod End Top	17	16
66-1343	Push Rod End Rivet	not illust'd	16
66-1367	Push Rod Gland Packing Washer	17	16
66-1379	Push Rod Cover Tube Bottom Washer	17	16
66-1431	Exhaust Lever	11	10
66-1432	Exhaust Lifter Spindle Spring	11	10
66-1434	Exhaust Lifter Bush	11	10
66-1435	Exhaust Lifter	11	10
66-1493	Inlet and Exhaust Tappet	17	16
66-1493	Inlet Tappet	17	16
66-1494	Inlet and Exhaust Valve Tappet Guide	17	16
66-1495	Exhaust Tappet	17	16
66-1497	Inlet Tappet Head	17	16
66-1498	Exhaust Tappet Head	17	16
66-1511	Inlet and Exhaust Tappet Head	17	16
66-1601	Crankcase (gear side) complete with fixed fittings	11	10
66-1603	Crankcase (drive side) complete with fixed fittings	11	10
66-1616	Crankcase (gear side) complete with fixed fittings	11	10
66-1625	Crankcase Bearing (drive side)	11	10
66-1627	Cylinder Base Stud	13	12
66-1631	Crankcase (drive side) complete with fixed fittings	11	10
66-1682	Oil Valve Spring	13	12
66-1683	Oil Valve Spring Retaining Screw Washer	13	12
66-1684	Oil Valve Spring	13	12
66-1685	Air Release Pipe complete with nipple	13	12
66-1696	Air Release Pipe complete with nipple	13	12
66-1701	Crankcase Bearing Spring Ring	13	12
66-1705	Cush Drive Bearing Alignment Washer (.032")	15	14
66-1706	Cush Drive Spring	15	14
66-1707	Cush Drive Bearing Alignment Washer (.032")	15	14
66-1708	Cush Drive Bearing Alignment Washer (.064")	15	14
66-1910	Gearbox Outer Cover Stud (short)	—	20
66-1918	Timing Cover complete	13	12
66-1920	Timing Cover Outer Washer	13	12
66-1923	Timing Cover Oil Feed Rubber Washer	13	12
66-1933	Distributor Clamp Fixing Screw	15	14
66-1933	Valve Cover Securing Screw	9	8
66-1936	Tappet Recess Cover	17	16

No.	DESCRIPTION.	Page illustrated.	Page described.
66-1937	.. Tappet Recess Cover Joint Washer	17	16
66-2007	.. Cam Pinion Spindle Bolt	15	14
66-2008	.. Timing Gear Plate complete with bearing	17	16
66-2250	.. Magdyno Drive Idler Pinion with bush	15	14
66-2251	.. Idler Pinion	15	14
66-2320	.. Magdyno Strap (long)	15	14
66-2321	.. Magdyno Strap (short)	15	14
66-2327	.. Magneto Strap (short)	15	14
66-2343	.. Magneto Strap (long)	15	14
66-2620	.. Oil Pump Driving Spindle	17	16
66-2725	.. Crankcase Shield Front Stud Nut	19	18
66-2726	.. Crankcase Shield and Chainstay Stud Nut	19	18
66-2732	.. Crankcase Shield complete (Solo)	19	18
66-2735	.. Crankcase Shield "U" Bolt	19	18
66-2738	.. Crankcase Shield complete (sidecar)	19	18
66-2810	.. Silencer Fixing Bolt Nut	19	18
66-2940	.. Exhaust Pipe complete	19	18
66-2943	.. Exhaust Pipe Sleeve	19	18
66-2944	.. Silencer complete	19	18
66-3028	.. Gearbox Shell complete with fixed fittings	21	20
66-3030	.. Gearbox Shell only	not illust'd	20
66-3058	.. Kickstarter Crank Spring	23	22
66-3065	.. Gearbox Outer Cover Screw	21	20
66-3068	.. Gearbox Cover Joint Washer (outer)	21	20
66-3069	.. Gearbox Cover Joint Washer (inner)	21	20
66-3070	.. Gearbox Inspection Cover	25	24
66-3071	.. Mainshaft Packing Washer (.005")	not illust'd	20
66-3072	.. Mainshaft Packing Washer (.010")	not illust'd	20
66-3074	.. Gearbox Inner Cover Dowel	21	20
66-3079	.. Kickstarter Ratchet	23	22
66-3080	.. Kickstarter Ratchet Pinion	23	22
66-3081	.. Kickstarter Ratchet Pinion Sleeve	23	22
66-3082	.. Control Shaft and Forks complete	25	24
66-3083	.. Gear Control Shaft	25	24
66-3084	.. Gear Control Shaft Bush	25	24
66-3086	.. Gear Control Shaft Packing Washer	25	24
66-3087	.. Gear Control Shaft Packing Washer (small)	25	24
66-3102	.. Gearbox Outer Cover with fixed fittings	21	20
66-3209	.. Layshaft Gear (29T.) with bush	23	22
66-3211	.. Layshaft Gear Bush (29T.)	23	22
66-3212	.. Mainshaft Gear (25T.) complete with bush	21	20
66-3214	.. Gear Bush (25T.)	21 23	20 22
66-3215	.. Layshaft Gear (25T.) complete with bush	23	22
66-3248	.. Gear Operating Fork	25	24
66-3250	.. Gear Control Shaft Locking Washer	25	24
66-3256	.. Clutch Operating Spindle Distance Piece	25	24
66-3258	.. Gear Control Shaft Peg	25	24
66-3259	.. Kickstarter Return Stop Rubber	23	22
66-3415	.. Footchange Operating Plate and Sleeve complete	27	26
66-3421	.. Clutch Operating Spindle Lug complete with ball	25	24
66-3584	.. Front Brake Control (less cable and cover)	not illust'd	78
66-3781	.. Clutch Spring Cup	29	28
66-3809	.. Clutch Chainwheel with ballrace ring and inserts	29	28
66-3811	.. Clutch Sleeve	29	28
66-3812	.. Clutch Driving Plate only	29	28
66-3813	.. Clutch Sleeve Cork Ring	29	28
66-3906	.. Clutch Centre with studs	29	28
66-4098	.. Engine Yoke Plate Bolt (top)	31	30
66-4128	.. Frame Front with sidecar lugs	31	30
66-4129	.. Frame Front less sidecar lugs	31	30
66-4149	.. Ball Head Cup	31	30
66-4157	.. Engine Yoke Plate (rear)	31	30
66-4158	.. Engine Yoke Plate (front)	31	30
66-4159	.. Engine Front Yoke Plate Cover	not illust'd	30

No.	DESCRIPTION.	Page illustrated.	Page described.
66-4163	.. Engine Plate, Chainstay and Seat Tube Bolt ..	31	30
66-4167	... Gearbox Adjusting Stop ..	33	32
66-4168	.. Gearbox Connecting Bolt (rear) ..	31	30
66-4169	.. Gearbox Connecting Bolt Collar ..	31	30
66-4173	.. Front Down Tube and Chainstay Bolt ..	33	32
66-4175	.. Front Down Tube and Chainstay Stud ..	33	32
66-4572	.. Chainstay and Backstay complete (solo) ..	33	32
66-4581	.. Chainstay Distance Piece (front) ..	33	32
66-4601	.. Chainstay Bridge Distance Collar (right-hand) ..	33	32
66-4602	.. Chainstay Bridge Distance Collar (left-hand) ..	33	32
66-4603	.. Rear Chain Adjuster Screw ..	33	32
66-4604	.. Chainstay and Seat Tube Connecting Stud ..	33	32
66-4636	.. Backstay and Seat Lug Bolt ..	31	30
66-4650	.. Chainstay and Backstay complete (sidecar) ..	33	32
66-4707	.. Front Brake Anchor Strap Bolt Shakeproof Washer ..	} various	
66-4707	.. Front Fork Spring Stop Shakeproof Washer ..		
66-4708	.. Rear Brake Pedal Shaft Shakeproof Washer ..		
66-4708	.. Rear Brake Operating Lever Shakeproof Washer ..		
66-4708	.. Front Brake Operating Lever Shakeproof Washer ..	} various	
66-4727	.. Front Stand complete ..		
66-4767	.. Rear Stand Spring ..		
66-4772	.. Rear Stand complete ..		
66-4870	.. Battery Carrier ..	35	34
66-4888	.. Battery Carrier Plate ..	35	34
66-4889	.. Oil Tank Support Plate ..	35	34
66-4900	.. Footrest Rod ..	55	54
66-4902	.. Footrest Cork Washer ..	55	54
66-4903	.. Chaincase Distance Sleeve ..	55	54
66-4913	.. Footrest Bracket ..	55	54
66-4936	.. Pillion Footrest Spindle (left-hand) ..	57	56
66-4938	.. Pillion Footrest Spindle (right-hand) ..	57	56
66-4990	.. Handlebar with end plugs ..	35	34
66-5015	.. Front Fork assembled ..	not illust'd	36
66-5016	.. Front Fork ..	37	36
66-5065	.. Ball Head Clip Yoke Bush ..	37	36
66-5065	.. Front Fork Middle Yoke Bush ..	37	36
66-5065	.. Steering Stem Yoke Bush ..	37	36
66-5138	.. Ball Head Clip Yoke complete with clips and bolts ..	37	36
66-5144	.. Steering Stem and Yoke complete ..	37	36
66-5151	.. Front Fork Spring Stop ..	39	38
66-5153	.. Front Fork Spring ..	39	38
66-5203	.. Steering Head Dust Cap ..	37	36
66-5482	.. Front Wheel Rim (W.M.3-19) ..	41	40
66-5514	.. Front Brake Cover Plate with fixed fittings ..	43	42
66-5518	.. Front Hub with spindle (less brake) ..	not illust'd	40
66-5519	.. Front Hub complete with bearings ..	41	40
66-5524	.. Front Hub Locknut Washer ..	41	40
66-5525	.. Front Hub Felt Washer (left-hand) ..	41	40
66-5526	.. Front Hub Spindle ..	41	40
66-5536	.. Front Wheel complete (less brake and tyre), W.M.3-19 rim. ..	not illust'd	40
66-6054	.. Rear Wheel Rim (W.M.3-19) ..	45	44
66-6067	.. Rear Hub Shell complete with bearings ..	45	44
66-6070	.. Rear Brake Drum Flange Bolt ..	47	46
66-6071	.. Rear Wheel complete (less brake and tyre) ..	not illust'd	44
66-6096	.. Rear Hub Adjusting Plate ..	45	44
66-6101	.. Rear Hub Spindle complete ..	45	44
66-6104	.. Rear Hub Spigot and Brake Drum Support ..	45	44
66-6105	.. Rear Hub Spigot and Brake Drum Support Nut ..	45	44
66-6107	.. Rear Brake Drum and Chainwheel with driving studs ..	47	46
66-6123	.. Rear Hub Cover Plate with fixed fittings ..	47	46
66-6257	.. Rear Brake Anchor Bolt Split Pin ..	not illust'd	46
66-6530	.. Front Mudguard with fixed fittings ..	49	48
66-6535	.. Front Number Plate ..	49	48

No.	DESCRIPTION.	Page illustrated.	Page described.
66-6542	Front Mudguard Top Stay	49	48
66-6740	Rear Mudguard Tail Bolt complete	51	50
66-6835	Rear Mudguard with fixed fittings	51	50
66-6891	Rear Mudguard Bottom Stay complete	51	50
66-6941	Rear Mudguard Tail	51	50
66-6944	Rear Number Plate	51	50
66-6945	Rear Mudguard Upright Stay	53	52
66-6947	Lifting Handle and Mudguard Stay	51	50
66-6979	Carrier complete	35	34
66-7005	Rear Brake Pedal	55	54
66-7029	Rear Brake Pedal Shaft	55	54
66-7032	Rear Brake Pedal Return Spring	55	54
66-7033	Rear Brake Pedal Stop Plate	55	54
66-7034	Rear Brake Pedal Bush	55	54
66-7035	Rear Brake Pedal Shaft	55	54
66-7502	Chaincase Front with fixed fittings	59	58
66-7514	Front Chaincase Joint Cork Washer	59	58
66-7517	Chaincase Oil Level Plug	59	58
66-7518	Front Mudguard Support Bridge Fibre Washer	49	48
66-7518	Chaincase Oil Drain Plug Fibre Washer	59	58
66-7518	Chaincase Sliding Plate Fibre Washer	59	58
66-7523	Chaincase Sliding Plate Bolt	59	58
66-7575	Chaincase and Crankcase Joint Washer	59	58
66-7601	Chaincase Rear with fixed fittings and sliding plate	59	58
66-7806	Chainguard with fixed fittings	59	58
66-8089	Petrol Tank Rear Support Bolt	61	60
66-8091	Petrol Tank Rear Support Rubber (top)	61	60
66-8091	Petrol Tank Rear Support Rubber (bottom)	61	60
66-8195	Petrol Pipe complete with unions and nuts	61	60
66-8215	Petrol Tank Filler Cap	61	60
66-8246	Petrol Tank	61	60
66-8330	Oil Tank Breather Extension Pipe	63	62
66-8332	Oil Pipe Nipple Nut	63	62
66-8332	Oil Return Pipe Nut	63	62
66-8340	Oil Tank Breather Extension Pipe Clip	63	62
66-8347	Oil Tank Distance Collar	63	62
66-8347	Horn and Saddle Spring Distance Collar	33	32
66-8351	Oil Tank Filler Cap	63	62
66-8358	Oil Tank Filter Top Cap with spring	63	62
66-8359	Oil Tank Filter Element with bottom cap	63	62
66-8402	Oil Feed and Scavenge Pipe with nipple	63	62
66-8406	Oil Feed and Return Pipe assembly	63	62
66-8469	Oil Feed Pipe complete (tank and engine)	63	62
66-8502	Exhaust Cable only	67	66
66-8507	Exhaust Lifter Cable Toggle	67 71	66 70
66-8511	Exhaust Lifter Cable and Cover complete	not illust'd	66
66-8513	Exhaust Control complete (less cable and cover)	67	66
66-8514	Exhaust Lever only	67	66
66-8515	Exhaust Control Body	67	66
66-8516	Ignition Control Lever Clamp	65	64
66-8516	Exhaust Lever Clamp	67	66
66-8516	Air Control Clamp	67	66
66-8516	Clutch Control Lever Clamp	65	64
66-8516	Front Brake Control Lever Clamp	65	64
66-8517	Front Brake Control Lever Clamp Screw	65	64
66-8517	Ignition Control Lever Clamp Screw	65	64
66-8517	Clutch Control Lever Clamp Screw	65	64
66-8517	Exhaust Control Lever Clamp Screw	67	66
66-8517	Air Control Lever Clamp Screw	67	66
66-8518	Exhaust Control Lever Screw	not illust'd	66
66-8519	Exhaust Control Lever Nut	67	66
66-8576	Clutch Cable Cover only	65	64
66-8580	Clutch Control Cable and Cover complete	not illust'd	64
66-8581	Clutch Cable only	65	64

No.	DESCRIPTION.	Page illustrated.	Page described.
66-8584	.. Clutch Control complete (less cable and cover) ..	65	64
66-8584	.. Front Brake Control complete (less cable and cover) ..	65	64
66-8585	.. Front Brake Control Lever ..	65	64
66-8585	.. Clutch Control Lever ..	65	64
66-8586	.. Front Brake Control Body ..	65	64
66-8586	.. Clutch Control Body ..	65	64
66-8587	.. Front Brake Control Lever Screw ..	65	64
66-8587	.. Clutch Control Lever Screw ..	65	64
66-8588	.. Front Brake Control Lever Nut ..	65	64
66-8588	.. Clutch Control Lever Nut ..	65	64
66-8589	.. Front Brake Control Lever Locking Washer ..	65	64
66-8589	.. Clutch Control Lever Locking Washer ..	65	64
66-8744	.. Front Brake Cable and Cover complete ..	not illust'd	64
66-8745	.. Front Brake Cable ..	65	64
66-8746	.. Front Brake Cable Cover ..	65	64
66-8747	.. Front Brake Cable Nipple (control end) ..	65	64
66-8747	.. Clutch Cable Nipple (control end) ..	65	64
66-8806	.. Ignition Control Cable and Cover complete ..	not illust'd	64
66-8807	.. Ignition Control Cable only ..	67	66
66-8808	.. Ignition Control Cable Cover ..	67	66
66-8810	.. Ignition Control complete (less cable and cover) ..	65	64
66-8811	.. Ignition Control Lever ..	65	64
66-8880	.. Throttle Control Cable only ..	69	68
66-8882	.. Throttle Control Cable and Cover complete ..	not illust'd	68
66-8896	.. Air Control complete (less cable and cover) ..	67	66
66-8897	.. Air Control Lever ..	67	66
66-8899	.. Air Control Cable and Cover complete ..	not illust'd	68
66-8904	.. Air Control Body ..	67	66
66-9036	.. Cylinder Base Nut Spanner ..	73	72
66-9038	.. Screwdriver Attachment ..	73	72
66-9042	.. Wheel Alignment Gauge ..	73	72
66-9044	.. Valve Grinding Tool Holder complete ..	73	72
66-9049	.. Cable Clip (rubber) ..	75	74
66-9052	.. Hub Adjusting Sleeve Spanner ..	73	72
66-9067	.. Hub Spindle Nut Spanner ..	73	72
66-9068	.. Detachable Wheel Spanner ..	73	72
66-9071	.. Gland Nut Spanner ..	73	72
66-9076	.. Lamp Bracket (bottom) ..	75	74
66-9077	.. Lamp Bracket (top) ..	75	74
66-9112	.. Speedometer Cable complete ..	75	74
66-9114	.. Speedometer Bracket ..	75	74
66-9119	.. Tool Roll complete with tools ..	not illust'd	72
66-9132	.. Sparking Plug Spanner complete ..	73	72
66-9133	.. Tappet Adjusting Spanner ..	73	72
A176	.. Toolbox Clip Bolt Distance Washer ..	not illust'd	72
A176	.. Front Mudguard Stay Bolt Washer (right-hand) ..	not illust'd	48
A178A	.. Steering Damper Anchor Plate Stud ..	37	36
A202	.. Exhaust Lifter Cable Adjuster ..	67 71	66 70
A223	.. Toolbox Lid Fixing Screw Nut ..	not illust'd	72
A223	.. Exhaust Lifter Cable Adjuster Locknut ..	71	70
A223	.. Handlebar Clutch Control Lever Fulcrum Pin Nut ..	71	70
A223	.. Front Brake and Air Control Lever Fulcrum Pin Nut ..	69	68
B751	.. 1/4" Bolt ..	35 49	34 48
B751A	.. Plain washer ..	various	
B906	.. Chainstay and Seat Tube Connecting Stud Nut ..	33	32
C2-97A	.. Rear Brake Anchor Bolt Nut ..	47	46
C2-154	.. 1/8" Screw ..	various	
C2-158	.. 1/8" Nut ..	various	
E19	.. 3/8" Nut ..	various	
E28	.. Plain Washer ..	various	
EA60	.. Clutch Actuating Cap Locknut ..	not illust'd	28
EA62	.. Crankpin Nut Locking Washer Screw ..	13	12
EA76	.. 1/4" Screw ..	55	54
EA80	.. 1/8" Nut ..	various	

No.	DESCRIPTION.	Page illustrated.	Page described.
EA80/1	.. 1/8" Nut	various	
EA82	.. 3/8" Nut	various	
EA82/1	.. 3/8" Nut	various	
EA95	.. Oil Tank Drain Plug	63	62
EA101	.. Crankpin Key	13	12
EA101	.. Camshaft Pinion Key	17	16
EA111	.. Front Stand Support Bolt Nut	not illust'd	34
EA111	.. Bottom Stay Fork End Bolt Nut	not illust'd	48
EA129	.. Pillion Footrest Anchor Bolt Washer	not illust'd	56
EA132	.. Oil Tank Drain Plug Washer	63	62
EB35	.. Clutch Operating Spindle Washer	not illust'd	24
EB56	.. Kickstarter Crank Cotter Pin	23	22
EB57	.. Kickstarter Crank Cotter Pin Nut	not illust'd	22
EB70	.. Battery Carrier and Oil Tank Fixing Bolt	35	34
EB70	.. Rear Chainguard Strap Bolt	not illust'd	58
EB72	.. 1/2" Screw	55 65	54 64
EB75A	.. Rear Brake Operating Lever Bolt	55	54
EB76	.. Plain Washer	various	
EB76A	.. Plain Washer	various	
EB77	.. Front Spring Bottom Sleeve Split Pin	not illust'd	38
EB102	.. 1/2" Nut	various	
EB106	.. 3/8" Nut	various	
EB106/1	.. 3/8" Nut	various	
EB112	.. 1/2" Bolt	53	52
EB113	.. 1/2" Nut	not illust'd	34
EB129	.. Hub Flange and Chainwheel Bolt Nut	not illust'd	44
EB141	.. Clutch Push Rod Adjusting Screw Nut	not illust'd	28
EB144	.. Chainstay, Backstay and Mudguard Stay Connecting Bolt	33	32
EB144	.. Silencer and Toolbox Fixing Bolt	33	32
EB150	.. Double Spring Washer	various	48
EB171	.. 1/8" Nut	various	
EB171/1	.. 1/8" Nut	not illust'd	42
EB201	.. 3/8" Nut	various	
EB242	.. Fibre Washer	59 61	58 60
EB259	.. B.S.A. Double-ended Spanner	73	72
EB262	.. Adjustable Spanner	73	72
EB379	.. Clutch Cover Screw	not illust'd	28
EB664	.. Fork Top Yoke Clip Bolt Nut	not illust'd	36
EB673	.. 3/8" Screw	39 49	38 48
EB700	.. 1/2" Bolt	various	
F21	.. Plain Washer	various	
H35	.. Fork End Drain Plug Washer	not illust'd	38
K31	.. Gear Control Shaft Peg	25	24
K51A	.. Spring Washer	various	
K132A	.. 1/2" Bolt	49	48
K139	.. Mainshaft Key	21	20
K196	.. Mudguard Lifting Handle Top Bolt Saddle Washer	51	50
K197	.. Spring Washer	various	
K231A	.. Front Brake Control Body Screw	65	64
K231A	.. Clutch Control Body Screw	65	64
K234A	.. Plain Washer	various	
K234B	.. Rear Brake Pedal Spring Bolt Nut	not illust'd	54
K359A	.. Plain Washer	various	
K457	.. Kickstarter Spring Anchor Screw Nut	23	22
K464A	.. Crankcase Air Release Pipe Nut	13	12
M80	.. Rear Mudguard Backstay Bridge Bracket	51	50
M101A	.. Rear Brake Pedal Shaft Washer	not illust'd	54
M138	.. Clutch Actuating Cap Button	29	28
M144A	.. Pinion Sleeve Washer	not illust'd	20
M168A	.. Valve Rocker Inspection Cover Screw	9	8
M196	.. Gearbox Oil Filler Plug	25	24
M196A	.. Gearbox Oil Filler Plug Washer	not illust'd	24
M202	.. Backstay and Seat Lug Bolt Nut	not illust'd	30
M202	.. Front Down Tube and Chainstay Stud Nut	not illust'd	32

No.	DESCRIPTION.	Page illustrated.	Page described.
M202	.. Layshaft Pinion Nut not illust'd ..	22
M202	.. Central Stand Stud Nut not illust'd ..	34
M204	.. Exhaust Pipe Finned Collar Screw 19 ..	18
M208	.. Operating Plate and Pawl Arm Stop Screw 27 ..	26
M253	.. Voltage Control Support Bolt 51 ..	50
M263	.. 1/2" Nut not illust'd ..	34
M281A	.. Spring Washer not illust'd ..	34
M284	.. 1/2" Bolt various ..	34
M365	.. Sidecar Chainstay Lug Stud Nut not illust'd ..	32
M413	.. 1/2" Bolt 35 ..	34
M550A	.. Plain Washer various ..	
M552A	.. Exhaust Lifter Fibre Washer 11 ..	10
M576B	.. Spring Washer various ..	
M588	.. Kickstarter Spring Anchor Screw 23 ..	22
M626	.. Clutch Control Lever Nut Split Pin not illust'd ..	24
M814A	.. Crankcase Drain Plug Washer 11 ..	10
M814A	.. Gearbox Drain Plug Washer 25 ..	24
N566	.. Crankcase Stud "U" Bolt Washer not illust'd ..	18
N566	.. Mudguard and Saddle Spring Fixing Bolt Washer not illust'd ..	32
N572	.. Cylinder Base and Crankcase Stud Spring Washer not illust'd ..	18
N572	.. Footrest Rod Spring Washer not illust'd ..	54

INDEX

SPECIAL COMPONENTS FOR M20 MOTOR CYCLES AND NO. 20 SIDECAR CHASSIS AS SUPPLIED TO THE AUTOMOBILE ASSOCIATION.

No.	DESCRIPTION.	Page illustrated.	Page described.
3-944	Rear Spring Shackle Distance Piece	85	84
3-953	Front Connecting Lug Bolt Nut	83	82
3-953	Tube End Spindle Nut	83	82
3-955	Rear Spring Clamp Plate	85	84
3-1099	Mudguard	87	86
3-1106	Hub Spindle Nut	85	84
3-1115	Support Tube Bolt	87	86
3-1116	Wheel Spindle Castle Nut	85	84
3-1117	Mudguard Strengthening Plate (top)	87	86
3-1118	Mudguard Strengthening Plate (front)	87	86
3-1119	Mudguard Strengthening Plate (rear)	87	86
3-1120	Front and Rear Stay Bolt	87	86
3-1137	Saddle Pillar Connection Nut	83	82
3-1169	Rear Spring Sitrrup Bolt	85	84
3-1251	Wheel Bracket	83	82
3-1252	Saddle Pillar Tube Bottom Lug	83	82
3-1253	Rear Spring Shackle Link (plain)	85	84
3-1255	Sidecar Stand	85	84
3-1258	Saddle Pillar Bottom Tube Clip	83	82
3-1259	Front Support Tube Bottom Connection	83	82
3-1271	Front Connecting Lug Clip Bolt	83	82
3-1271	Front Support Tube Bottom Connection Bolt	83	82
3-1271	Saddle Pillar Bottom Tube Clip Bolt	83	82
3-1289	Saddle Pillar Tube Bottom Lug Bolt	83	82
3-1290	Saddle Pillar Tube Bottom Lug Spherical Washer	83	82
3-1364	Front Spring Connecting Bolt Retaining Ring	85	84
3-1369	Front Spring Bearer Bar	85	84
3-1372	Front Connecting Lug Bolt	83	82
3-1373	Front Connecting Lug	83	82
3-1378	Front Spring (7 coil) complete with bolts	85	84
3-1393	Saddle Pillar Connection	83	82
3-1453	Rear Spring Shackle Link complete with bolts	85	84
3-1455	Rear Spring Silentbloc Bolt	85	84
3-1600	Saddle Pillar Tube complete (adjustable type)	83	82
3-1601	Saddle Pillar Top Connection (adjustable type)	83	82
3-1603	Saddle Pillar Bottom Connection (adjustable type)	83	82
3-1605	Front Stay complete	83	82
3-1607	Front Support complete with bolts and nuts	83	82
3-1608	Front Support Tube (adjustable type)	83	82
3-1628	Rear Spring Silentbloc	85	84
3-1637	Main Rear Connection	83	82
3-1639	Rear Spring with Silentbloc	85	84
3-1642	Rear Spring Bottom Clamp Plate	85	84
3-1670	Hub Shell	85	84
3-1671	Hub Spindle	85	84
3-1672	Hub Spindle Sleeve	85	84
3-1673	Hub Grease Retaining Washer Holder	85	84
3-1676	Hub Grease Retaining Washer (felt)	85	84
3-1677	Wheel Bearing Locknut	85	84
3-1678	Hub Distance Piece	85	84
3-1680	Grease Retaining Felt Holder Cover	85	84
3-1681	Grease Retaining Felt Holder Inner Ring	85	84
3-9152	Mudguard Stays complete	87	86
3-9227	Axle Tube complete	83	82
3-9263	Inside Strut, comprising tube, liner, and tube end spindle	83	82
3-9264	Outside Tie, comprising tube, liner, and tube end spindle	83	82
3-9344	Mudguard Stay Support Tube	87	86

No.	DESCRIPTION.	Page illustrated.	Page described.
3-9355	.. Mudguard Upright Stay (outer)	87	86
3-9381	.. Sidecar Wheel Rim (W.M.3-19)	85	84
3-9386	.. Sidecar Wheel complete (less tyre, spindle and bearing) ..	not illust'd	84
15-1166	.. Rear Spring Silentbloc Bolt Nut	85	84
15-1166	.. Rear Spring Shackle Link Bolt Nut	85	84
15-5290	.. Hub Shell Grease Nipple (with loose locknut)	85	84
15-7354	.. Legshield and Footrest Bolt	not illust'd	78
24-4217	.. Hub Shell Bearing (outer)	85	84
24-5914	.. Tube End Spindle Washer	83	82
25-7151	.. Legshield and Strap Bolt Nut	not illust'a	78
27-4401	.. Legshield Stay Bolt Nut	not illust'd	78
27-6810	.. Wheel Spoke Nipple	85	84
27-6974	.. Support Tube Bolt Nut	87	86
27-7010	.. Sidecar Wheel Spoke	85	84
27-7979	.. Legshield Stay Tube Sleeve Nut	79	78
27-8039	.. Wheel Spindle Packing Washer	85	84
27-9021	.. Headlamp Bracket (top)	87	86
28-2080	.. Main Rear Connection Grease Nipple	83	82
28-2080	.. Rear Spring Shackle Link Grease Nipple	85	84
30-650	.. Front Spring Connecting Bolt Washer	not illust'd	84
30-650	.. Mudguard Upright Stay Bolt Washer	87	86
30-650	.. Mudguard Rear Stay Bolt Washer	87	86
30-729	.. Front Connecting Bolt Packing Washer	83	82
30-729	.. Clamp Plate Bolt Washer	not illust'd	84
30-988	.. Mudguard Upright Stay Screw	87	86
33-9051	.. Headlamp Bracket (bottom)	87	86
35-705	.. Rear Spring Silentbloc Bolt Split Pin	not illust'd	84
35-705	.. Rear Spring Shackle Link Bolt Split Pin	not illust'd	84
35-713	.. Front Connecting Bolt Split Pin	not illust'd	82
35-713	.. Tube End Spindle Split Pin	not illust'd	82
35-714	.. Main Rear Connection Split Pin	not illust'd	82
65-5883	.. Hub Shell Bearing (inner)	85	84
66-4160	.. Engine Plate Crankcase Bolt	79	78
66-7315	.. Legshield Stay Frame Clip (right-hand)	79	78
66-7316	.. Legshield Stay Frame Clip (left-hand)	79	78
66-7318	.. Legshield Stay complete	79	78
66-7345	.. Legshield complete assembly	79	78
66-7347	.. Legshield (left-hand)	79	78
66-7348	.. Legshield (right-hand)	79	78
66-7349	.. Legshield Bottom Support Tube complete (right-hand) ..	79	78
66-7351	.. Legshield Bottom Support Tube complete	79	78
66-7353	.. Legshield Support Tube Clip	79	78
66-7354	.. Legshield and Footrest Fixing Strap (left-hand)	79	78
66-7355	.. Legshield Bottom Inside Strap (right-hand)	79	78
66-7356	.. Legshield Bottom Inside Strap (left-hand)	79	78
66-7357	.. Footrest Bracket (for use with legshields)	not illust'd	78
66-7358	.. Legshield and Footrest Fixing Strap	79	78
66-8249	.. Petrol Tank	87	86
66-9148	.. Wesco Type Oil Can	not illust'd	86
66-9154	.. Roll Insulating Tape	not illust'd	86
66-9161	.. Tool for removing tyre valve centres	87	86
66-9164	.. Tyre Repair Outfit	not illust'd	86
66-9166	.. Chain Rivet Extractor	87	86
C2-57	.. Main Rear Connection Spherical Washer	83	82
C2-58	.. Main Rear Connection Double Spring Washer	83	82
C2-104A	.. Wheel Bracket Shackle Pin Bush	83	82
C2-105	.. Rear Spring Gaiter and Laces	85	84
C2-109	.. Front Support Connecting Bolt (motor cycle end)	83	82
C2-109	.. Saddle Pillar Tube Lug Bolt	83	82
C2-238	.. Front Spring Cup	85	84
EA80	.. Mudguard Support Tube Lug Bolt Nut	not illust'd	86
EA80	.. Mudguard Upright Stay Bolt Nut	not illust'd	86
EA80	.. Mudguard Rear Stay Bolt Nut	not illust'd	86
EA82	.. Front Support Connecting Bolt Nut (motor cycle end) ..	not illust'd	82

No.	DESCRIPTION.	Page illustrated.	Page described.
EA82	.. Saddle Pillar Tube Lug Bolt Nut not illust'd ..	82
EA82	.. Front Spring Bolt Nut not illust'd ..	84
EA82	.. Front Spring Bearer Bar Nut not illust'd ..	84
EA82	.. Rear Spring Stirrup Bolt Nut not illust'd ..	84
EB113	.. Mudguard Upright Stay Screw Nut not illust'd ..	86
EB113	.. Front and Rear Stay Bolt Nut not illust'd ..	86
EB144	.. Sidecar Stand Bolt not illust'd ..	84
EB150	.. Sidecar Stand Bolt Spring Washer not illust'd ..	84
EB171	.. Support Tube Bolt Distance Nut not illust'd ..	86
EB201	.. Sidecar Stand Bolt Nut not illust'd ..	84
M202	.. Front Support Tube Bottom Connection Bolt Nut	83 ..	82
M202	.. Saddle Pillar Bottom Tube Clip Bolt Nut	83 ..	82
M202	.. Saddle Pillar Tube Bottom Lug Nut	83 ..	82
M365A	.. Main Rear Connection Nut	83 ..	82
M413	.. Mudguard Upright Stay Bolt not illust'd ..	86
M413	.. Mudguard Rear Stay Bolt not illust'd ..	86
N176	.. Front Stay Cone Nut Spring Washer	83 ..	82
N177	.. Front Stay Cone Nut	83 ..	82
N555	.. Mudguard Support Tube Lug Bolt	87 ..	86
N566	.. Mudguard Support Tube Lug Bolt Spring Washer not illust'd ..	86
N566	.. Mudguard Upright Stay Bolt Spring Washer not illust'd ..	86
N566	.. Mudguard Rear Stay Bolt Spring Washer not illust'd ..	86
N572	.. Front Connecting Bolt Spring Washer	83 ..	82
N572	.. Saddle Pillar Tube Bottom Lug Spring Washer	83 ..	82
N574	.. Mudguard Upright Stay Spring Washer not illust'd ..	86
N574	.. Front and Rear Stay Bolt Spring Washer not illust'd ..	86
N585	.. Saddle Pillar Tube Lug Bolt Nut Washer	83 ..	82
N585	.. Front Spring Bearer Bar Spring Washer not illust'd ..	84
N585	.. Rear Spring Stirrup Bolt Spring Washer not illust'd ..	84
N590	.. Wheel Spindle Split Pin not illust'd ..	84
N607	.. Mudguard Upright Stay Screw Washer not illust'd ..	86
N607	.. Front and Rear Stay Bolt Washer not illust'd ..	86
No. 26	.. Chain Connecting Fink (single) $\frac{1}{2}$ " \times 305"	— ..	86
No. 26	.. Chain Connecting Link (single) $\frac{1}{8}$ " \times $\frac{1}{4}$ "	— ..	86

STANDARD NUTS.										STANDARD BOLTS.					WASHERS (PLAIN).				SPLIT PINS.		
										"A"—Shank Length only.					"A"—Inside Diameter.						
$\frac{1}{8}"$	$\frac{1}{4}"$	$\frac{3}{8}"$	$\frac{1}{2}"$	$\frac{5}{8}"$	$\frac{3}{4}"$	$\frac{7}{8}"$	$1"$	$1\frac{1}{8}"$	$1\frac{1}{2}"$	$\frac{1}{4}"$	"A"	$\frac{1}{2}"$	"A"	"A"		Dia.	Length.				
C2-158	A33	EA80	E19	EB171	EA60	15-1455	—	—	—	B751	$\frac{1}{4}"$	EB70	$\frac{1}{2}"$	A34	.270"	15-4234	.906"	EB77	$\frac{1}{8}"$		
25-7151	A223	EA111	EA82	M202	24-7000	—	24-6994	—	—	EA76	$\frac{1}{2}"$	EB700	$\frac{3}{8}"$	A176	.255"	15-4235	.906"	M626	$\frac{1}{4}"$		
—	EB57	EB129	EB106	15-152	27-6716	—	—	—	—	EB112	$\frac{3}{8}"$	M413	$\frac{1}{2}"$	B751A	.255"	15-5155	.328"	15-1266	$\frac{3}{4}"$		
—	EB102	15-5196	EB141	15-541	—	—	—	—	—	K132	$\frac{3}{8}"$	1-5069	$\frac{3}{8}"$	E28	.385"	24-5914	.505"	35-705	$\frac{1}{2}"$		
—	EB113	15-6524	EB201	24-5860	—	—	—	—	—	K132A	$\frac{1}{2}"$	15-480	$1\frac{1}{8}"$	EA129	.380"	24-7911	.380"	35-706	$\frac{3}{8}"$		
—	K234B	24-563	—	—	—	—	—	—	—	M253	$1\frac{1}{8}"$	15-1355	$1\frac{1}{2}"$	EB35	.502"	25-7180	.281"	35-710	$\frac{3}{4}"$		
—	M263	24-6040	—	—	—	—	—	—	—	M284	$\frac{1}{2}"$	15-7354	$\frac{3}{8}"$	EB58	.275"	26-9461	.203"	35-722	$1\frac{1}{2}"$		
—	1-6032	—	—	—	—	—	—	—	—	15-645	$\frac{1}{2}"$	24-7148	$\frac{1}{2}"$	EB76	.380"	27-1111	.443"	66-6257	$\frac{3}{8}"$		
SPRING WASHERS (SINGLE).										SPRING WASHERS (DOUBLE).											
"A"—Inside Diameter.										"A"—Inside Diameter.											
"A"										"A"											
EB150	.380"	24-978	.255"	—	EB150	.380"	—	—	—	15-4207	$\frac{1}{2}"$	27-6311	$\frac{1}{2}"$	F21	.317"	27-5676	.380"	WASHERS (Shakeproof). "A"—Inside Diameter.			
K51A	.390"	24-6035	.317"	—	24-6035	.317"	—	—	—	24-225	$\frac{1}{4}"$	28-2338	$\frac{3}{8}"$	K234A	.255"	27-8560	.255"				
K197	.255"	24-7068	.203"	—	—	—	—	—	—	24-7343	$1\frac{1}{8}"$	—	—	K359A	.317"	29-3183	1.010"				
M281A	.440"	24-8784	.315"	—	—	—	—	—	—	SCREWS.											
M576B	.406"	27-6043	.437"	—	—	—	—	—	—	"A"—Shank Length only.											
N566	.343"	—	—	—	—	—	—	—	—	$\frac{1}{8}"$	"A"	$\frac{1}{4}"$	"A"								
N572	.468"	—	—	—	—	—	—	—	—	C2-154	$\frac{3}{8}"$	EA76	$\frac{1}{2}"$	1-4621	.202"	31-4070	.440"	29-541	$\frac{1}{4}"$		
15-716	.453"	—	—	—	—	—	—	—	—	EB379	$\frac{1}{2}"$	EB72	$\frac{3}{16}"$	15-39	.505"	36-481	.385"	29-3319	$\frac{3}{8}"$		
										EB673	$\frac{1}{2}"$	15-7161	$\frac{1}{2}"$	15-431	.442"	65-402	.359"	36-382	$\frac{1}{8}"$		
										1-4606	$\frac{1}{2}"$	27-4517	$\frac{19}{32}"$	15-4100	.500"	65-5332	1.093"	36-399	$\frac{3}{8}"$		
										M168A	$\frac{1}{2}"$	66-1933	$\frac{1}{2}"$								
										24-7065	$\frac{1}{4}"$	—	—								

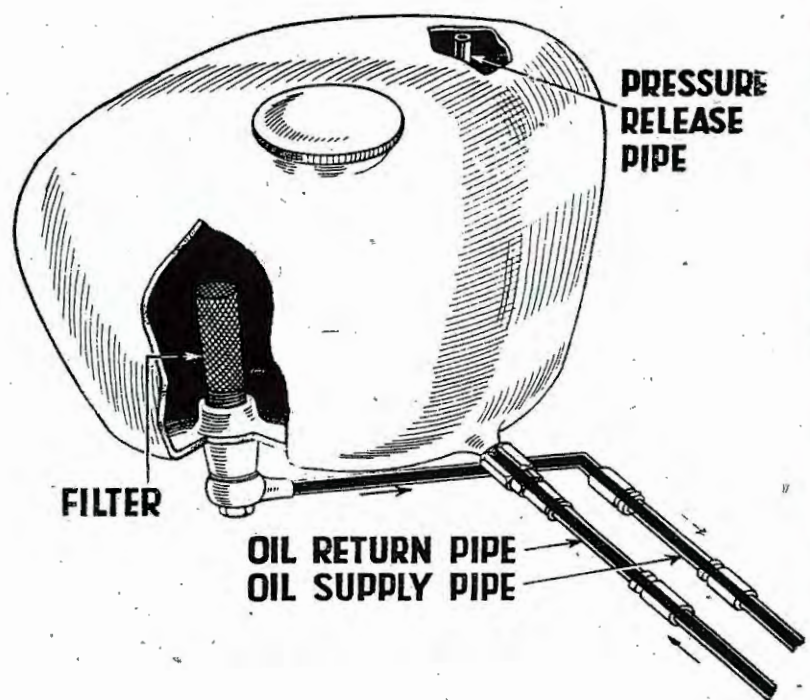
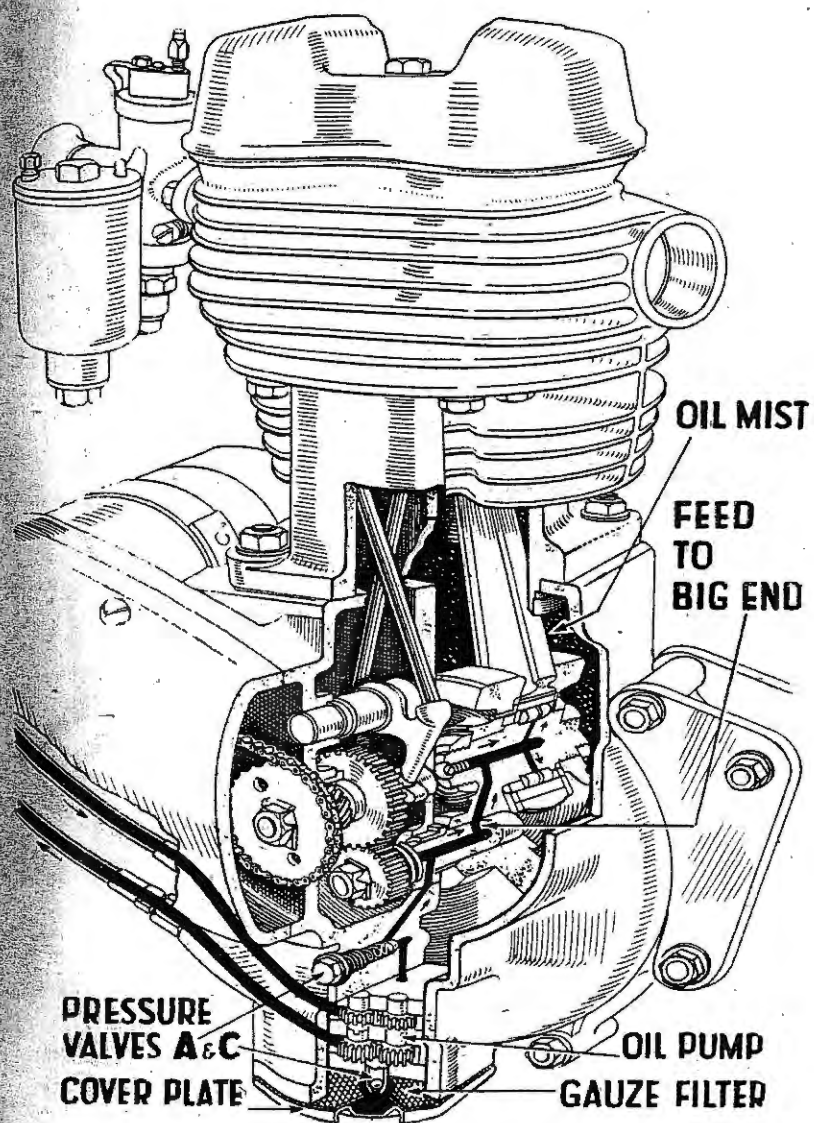


Diagram of the Lubrication System



on 250 c.c. Models C10 and C11.

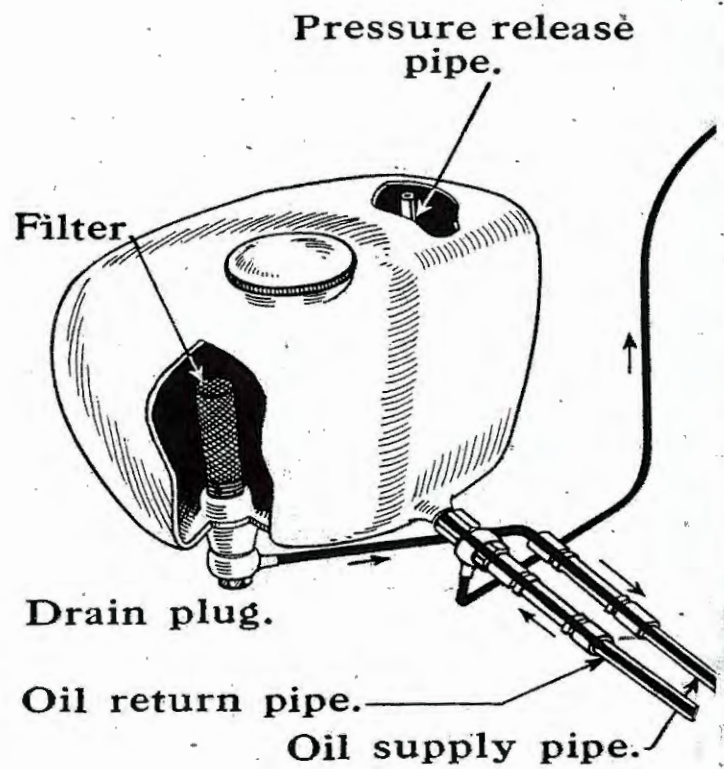
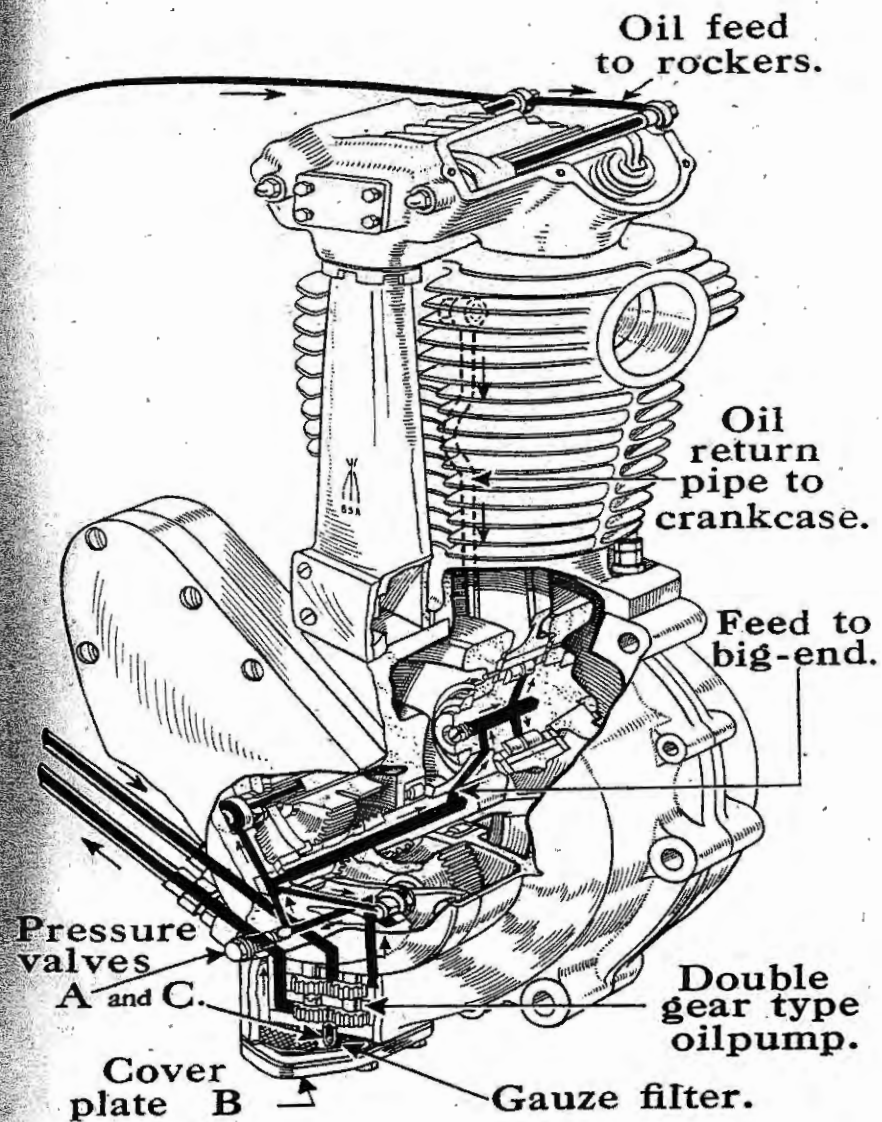
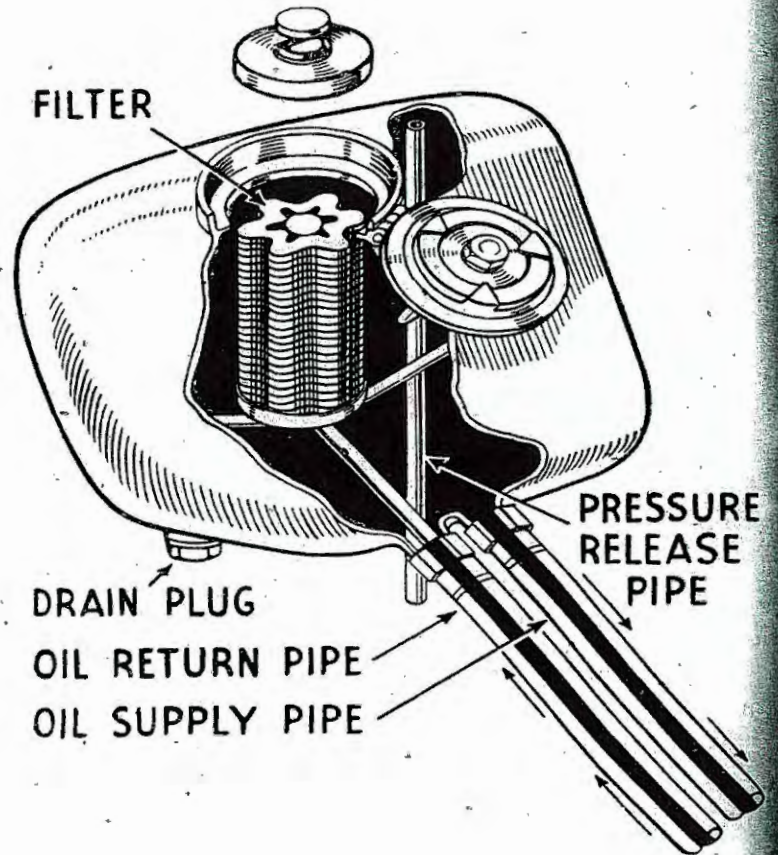


Diagram showing how oil is circulated from the tank throughout the engine and returned to the tank.

Diagram of the Lubrication System

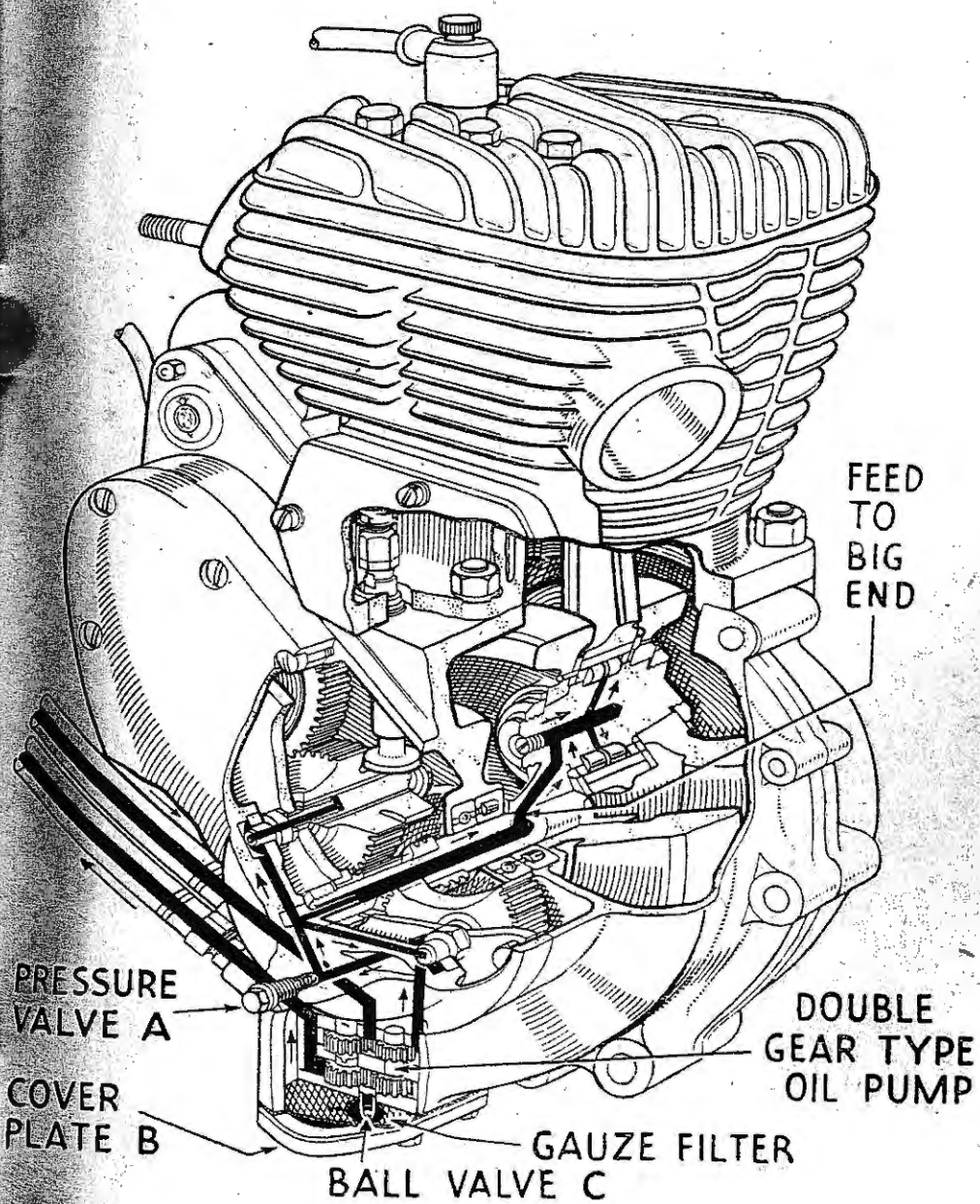


on 350 c.c. Models B31 and B32.



After lubricating the big-end and circulating through the engine in the form of mist, the oil drains down through a filter in the bottom of the crankcase, from which it is drawn by the return pump (lower pair of gears) past ball valve C, and delivered up the return pipe to the tank, where it passes through a filter into the tank itself.

Diagram of the Lubrication System on 5



500 c.c. Model M20 and 600 c.c. Model M21

GENERAL INDEX

	<i>Pages.</i>
Air Cleaners	58
Battery Carrier	34
Carburettor Settings	53
Carrier	34
Central Stand	34
Chaincase, Chainguard and Fittings	58
Clutch	28
Connecting Rods, Bushes, etc.	12
Connecting Rod Big End Assembly	28
Crankcase and Components, etc.	10 to 12
Cush Drive and Components	14
Cylinders and Components	8 to 10
Engine (General)	8 to 18
Engine and Frame Numbers	52
Equipment (Saddles, Sparking Plugs)	56
Equipment (Electrical)	57
Exhaust Pipes	18
Flywheel and Components	14
Footrests	54
Frame and Fittings	30 to 34
Front Fork and Fittings	36 to 38
Front Stand	34
Gearbox and Control Parts	20 to 28
Gear Foot Change	26
Gear Ratios	60
Guarantee	2
Handlebar	34
Handlebar Controls	64 to 70
Index Numerical (Motor Cycle parts)	88 to 117
Index Numerical (Automobile Association)	118 to 120
Legshields	76
Legshields (Automobile Association)	78
Mudguards and Fittings	48 to 52
Oil Pump (Mechanical)	16
Oil Tank and Fittings	62
Petrol Tank and Fittings	60
Pillion Footrests	56
Pistons	10
Pistons (oversize)	80
Rear Brake Control	54
Rear Stand	34
Sidecar Chassis	81 to 86
Silencer and Fittings	18
Spares and Repairs	3
Speedometer Drive	42 and 46
Speedometers	46
Steering Damper Parts	36
Stockists of B.S.A. Spare Parts	4 to 7
Tappets and Components	16
Tools and Sundries	72 to 74
Valves and Fittings	8 to 10
Wheels, Hubs and Fittings	40 to 46

British Only

MOTORCYCLES AND PARTS INC.

32451 PARKLANE ST. WWW.BRITISHONLY.COM
GARDEN CITY, MI 48135 USA INFO@BRITISHONLY.COM

RETAIL: 1-800-278-6659

WHOLESALE: 1-800-852-9253

FAX: 1-734-422-9253

WORLDS LARGEST SELECTION OF FACTORY ORIGINAL NEW AND USED PARTS

45,000 SQ. FT. OF MOTORCYCLE PARTS & ACCESSORIES FROM 1911 TO 1984 FOR ALL BRITISH MAKES!

CASH FOR ALL BRITISH BIKES, PARTS AND LITERATURE

SPECIALIZING IN
VINTAGE MOTORCYCLE PARTS

TRIUMPH

Norton

BSA

THE BIGGEST!

ENGINE REBUILDING PARTS
GASKET - SEALS - BEARINGS
BUSHINGS - PISTONS - RINGS
CLUTCHES - TUNE UP PARTS
SPEED EQUIPMENT

THE BEST!

STOCK AND CUSTOM PARTS
SEATS - HANDLEBARS - CHAINS
TIRES - TUBES - EXHAUST PIPES
MUFFLERS - GAS TANKS - FENDERS
RESTORATION PARTS

THE ONLY!

**Central Wheel
Components**

Barnett
Clutches
& Cables

**CLASSIC
TRANSFERS**
ROBERT DERRICK LTD

RENOLD

Lucas

AMAL

IEMIGO
Your Powersport Supplier

BRITURO
ENGLAND

JP PISTONS

HASTINGS

UH

VELOCETTE • ANDOVER NORTON • TEC • HAYNES • P&P SEATING • WASSELL • MORG
ALPHA BEARINGS • M.A.C. PRODUCTS • JOE HUNT MAGNETOS • J.J. CABLES • BUCHANAN'S
L.A. SLEEVE • MEGACYCLE CAMS • T.J. WASSELL LIMITED • SUDCO INTERNATIONAL
ACE CLASSICS LONDON • CLASSIC GASKETS • BRITISH WIRING • PBM ENGINEERING
TRI-COR ENGLAND • LEAK PROOF SEALS • MCA (ASTON) LIMITED • GARDNER - WESTCOTT

WE ACCEPT VISA - MASTERCARD - DISCOVER - AMERICAN EXPRESS

PARTS SHIPPED WORDLWIDE !!!

VISA

MasterCard

Discover

**AMERICAN
EXPRESS**

VISIT OUR EBAY STORE

<http://stores.ebay.com/British-Only-Motorcycles-And-Parts>

Subtotal	
Insurance	
Shipping	
Total	
Michigan Residents Add 6% Sales Tax	
Amount Enclosed	

FOLD

Name _____

Address _____

City _____

State _____ Zip _____

USE
FIRST CLASS
LETTER
POSTAGE

British Only
MOTORCYCLES AND PARTS INC.
32451 PARKLANE ST
GARDEN CITY, MI 48135 USA

FOLD

FOLD

Name _____

Address _____

City _____

State _____ Zip _____

USE
FIRST CLASS
LETTER
POSTAGE

British Only
MOTORCYCLES AND PARTS INC.
32451 PARKLANE ST
GARDEN CITY, MI 48135 USA

FOLD
