

## Quickly detachable float chambers for Amal Mark 2 Concentric carburetters

Amal is marketing a conversion set of parts to permit quick access to the float chamber mechanism and metering jets. This will enable rapid adjustment to be made if required and facilitate cleaning and the removal of contaminated fuel.

The main advantage is that the QD float chambers are secured by a single central pin in place of the standard four pin fixing. Sets are available for 2 stroke and 4 stroke engine applications, together with the full range of alternative float chamber fuel inlet sizes used on all Amal Mark 2 Concentric carburetters.

### QD KIT LIST

#### Seating Sizes


Two-Stroke Engines:  
1.6mm for pump feed  
2.5mm  
3.2mm standard  
4.0mm rec for alcohol

Four-Stroke Engines:  
1.6mm for pump feed  
2.5mm  
3.2mm standard  
4.0mm rec for alcohol

#### Assembly Number

2622/191  
2622/192  
2622/193  
2622/194

2622/195  
2622/196  
2622/197  
2622/198



**AMAL**

*a subsidiary of IMI Limited*

Registered in England No. 224646, Registered Office

**Holdford Road, Witton, Birmingham, B6 7ES, England**

Telephone: 021-356 4801 Telegrams: Amalcarb Phone Birmingham

Telex: 335959 IMICOM G, begin all messages 'Amal'

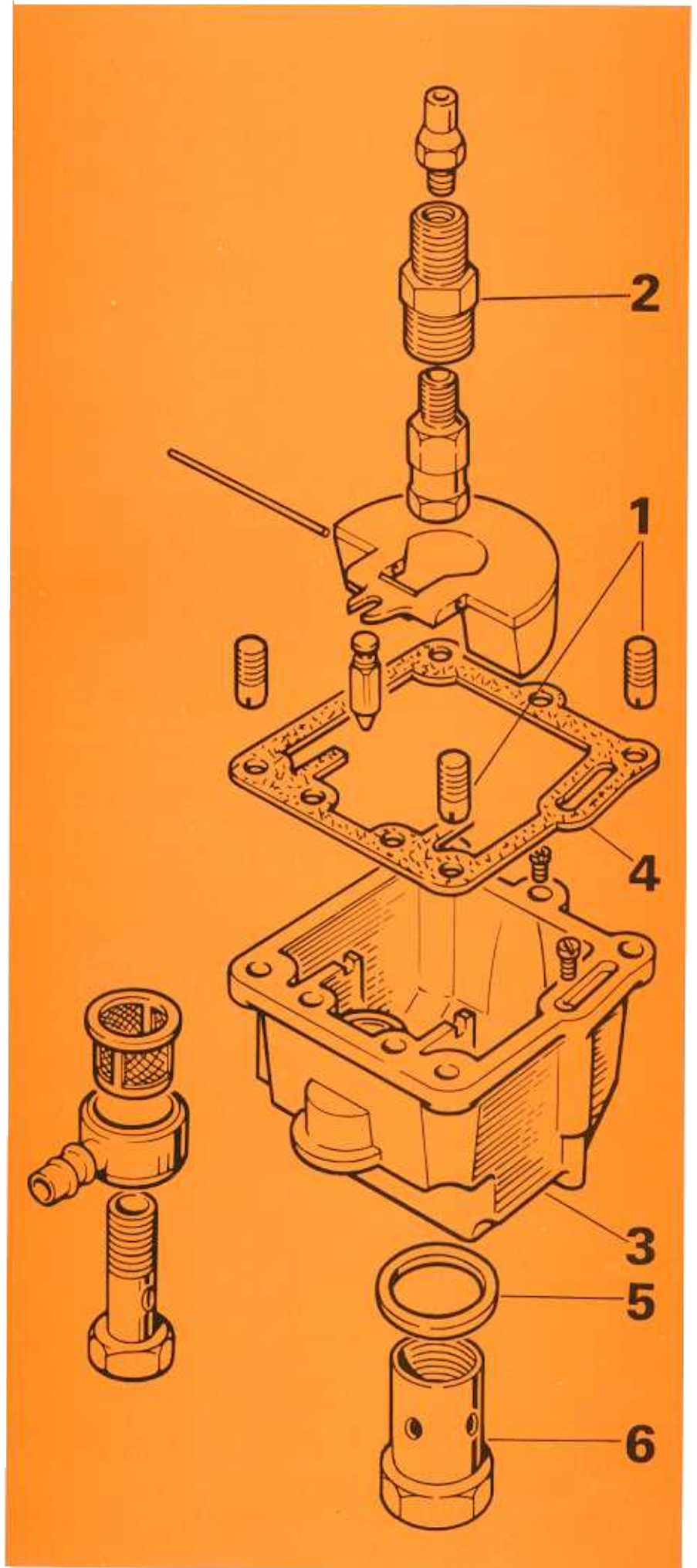
**IMI**

Remove the standard four pin fixed type float chamber from your Amal Mark 2 Concentric carburetter. This exposes the jet holder and associated main jet and needle jet, all of which should be removed. Insert the four locating pins (1) contained in the QD Kit in the corners of the carburetter body in place of the original float chamber fixing pins.

Remove needle jet and main jet from original jet holder and fit to the new jet holder (2) provided. Refit tightly to carburetter body.

Carefully remove all components from the old float chamber; jets, float, float hinge pin, fuel inlet valve, fuel pipe connections and filter and fit to QD float chamber (3). Do not forget the cold start jet and pilot passage blanking plug.

Refit with new float chamber face gasket (4) and drain plug washer (5). Locating float chamber beneath the carburetter body, secure with combined drain plug/release bolt (6).



# New Super Smooth Throttle Valves for Amal Mark 2 Concentric Carburetors

In response to customer demands, Amal has introduced to its range, additional new heavier super smooth throttle valves. These are for Mark 2 carburetors, 2600, 2900 and 2000 series, covering bore sizes from 22 mm to 40 mm.

They are interchangeable with existing Mark 2 standard throttle valves and are heavier to improve the speed of response when closing the throttle.


These valves are precision made in special brass with polished hard chrome surfaces. This is for smoother operation and increased wear resistance to harsh environments such as occur in Speedway, Moto-Cross and other competition applications.

**When ordering, please use the following part numbers:**

2622/170 – For 22–26 mm carburetor bore sizes.

2928/170 – For 28–34 mm carburetor bore sizes.

2036/170 – For 36–40 mm carburetor bore sizes.



Obtainable from

dealer

**AMAL****Holdford Road****Birmingham****England****B6 7ES**

a subsidiary of IMI

**IMI**

☎ 021-356 4801

Telegrams: 'Amalcarb Phone Birmingham'

Telex: Bircom G 338024—begin all messages 'Amal'